DRAWING MADE IN THIRD ANGLE PROJECTION

1529069 ⇔ 1529069

/home/us024474/tecmod

PART NUMBER	REV	FIRST USED	TERMINATOR	FEED TYPE	DESCRIPTION
1529069-1	B	-	BENCH & LEADMAKER	MECH POST FEED	HD-I APPLICATOR
7-1529069-1	B	-	BENCH & LEADMAKER	MECH POST FEED	-1 AND SPARE PARTS
7-1529069-7	A	-	-	-	SPARE PARTS KIT

CRIMP DATA AMP TERMINAL AMP CRIMP SPECS

TERMINAL NAME: PRONER COMATEL 8MM CLIP WITH LOCKING LANCE.

CRIMP	SIZE	TYPE	RANGE
WIRE	4.06 [.160 IN]	F	3.0mm² - 6.0mm²
INSUL	5.33 [.210 IN]	OV	2.80-5.16 [.110-.203 IN]

WIRE STRIP LENGTH 6.00-6.80 [.236-.268 IN]

APPL INSTRUCTION 408-8323 & 408-8490

TERMINAL DRG. 0944 C 002 -
APPL SPEC CUST DRG. 1544129

FEED 29.00 [1.142 IN]

TERMINALS APPLIED

1544129	-	-	-	-
-	-	-	-	-
-	-	-	-	-
-	-	-	-	-
-	-	-	-	-
-	-	-	-	-
-	-	-	-	-
-	-	-	-	-

WIRE SIZE mm² AWG	CRIMP HEIGHT ✳	REF SETTING
6.0mm²	3.17 ±0.05 [.125 ±.002 IN]	A 8
5.0mm²	3.00 ±0.05 [.118 ±.002 IN]	B 8
4.0mm²	2.72 ±0.05 [.107 ±.002 IN]	D 6
3.0mm²	2.55 ±0.05 [.100 ±.002 IN]	E 8
-	-	-
-	-	-
-	-	-
-	-	-
-	-	-
-	-	-
-	-	-
-	-	-
-	-	-
-	-	-

1. RECOMMENDED SPARE PARTS.
2. GREASE RAM, CAM, CAM FOLLOWER AND FEED ROD LIGHTLY.
3. LUBRICATE DAILY PER THE APPLICATOR INSTRUCTION SHEET SUPPLIED WITH THE APPLICATOR.
4. CUT TO LENGTH AT ASSY.

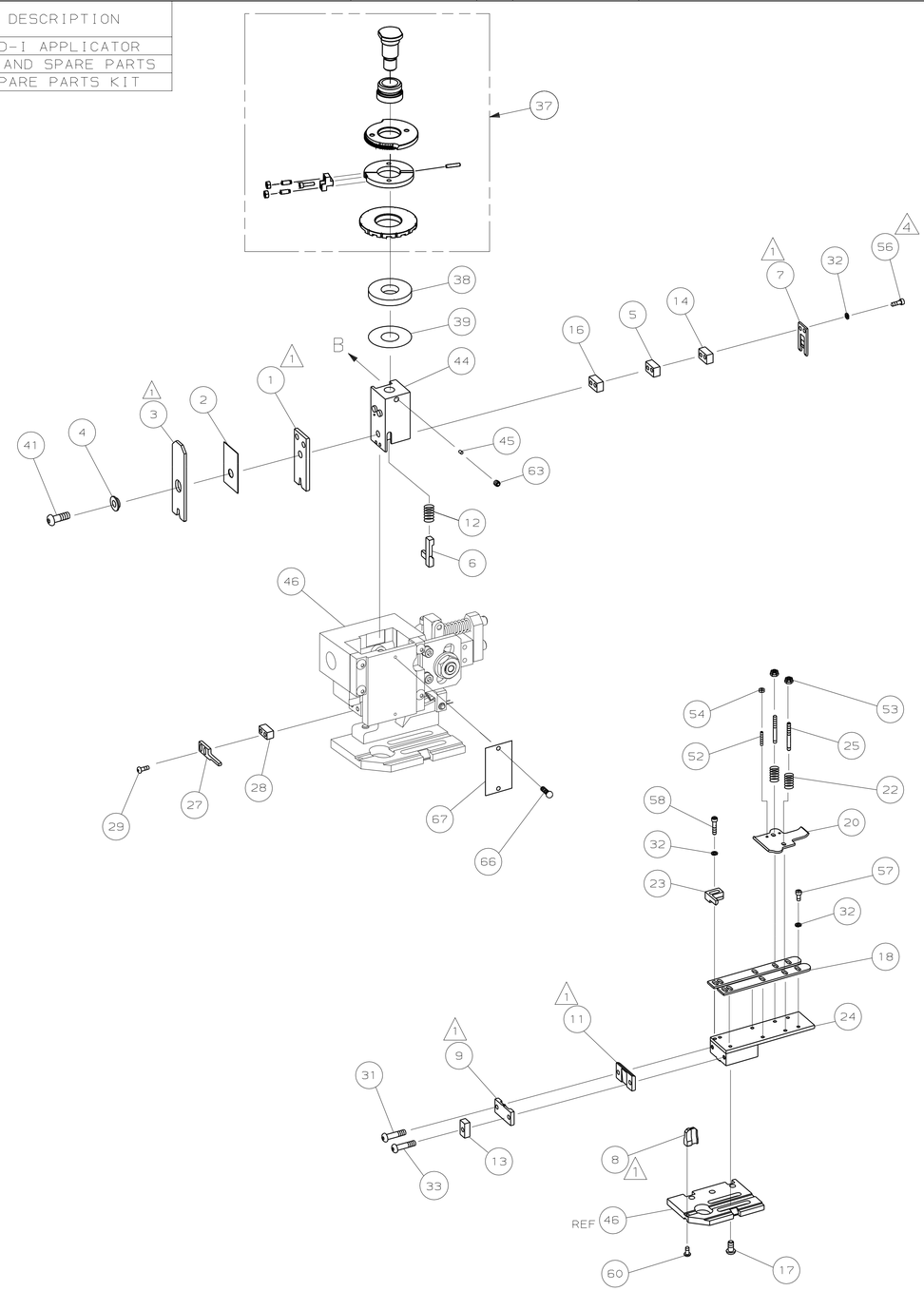

					73
-	1	1	1529069	PRINT, APPLICATOR LOG SHEET	72
-	1	1	1338705-4	DOCUMENTATION PACKAGE	71
					70
					69
					68
-	1	1	461264-5	PLATE, IDENTIFICATION	67
-	2	2	21017-2	SCR,DRIVE(#2X.19)ID PLATE	66
					65
					64
-	1	1	3-18031-0	SCR,SKT SET(M6X6)RAM	63
					62
					61
-	1	1	18024-7	SCR,BHC(M4X10)ANVIL	60
					59
-	2	2	1-18023-4	SCR,SHC(M4X20)HOLD DOWN	58
-	5	5	1-18023-0	SCR,SHC(M4X8)STRIP GUIDE	57
4 -	2	2	1-18023-4	SCR,SHC(M4X20)SLUG BLADE	56
					55
-	2	2	18029-1	NUT,HEX(M3)DRAG	54
-	2	2	986965-1	NUT,HEX SL(M4)DRAG STUD	53
-	2	2	2-18032-2	SCR,SKT SET(M3X10)DRAG	52
					51
					50
-	1	1	18024-3	SCR,BHC(M3X10)CAM	49
					48
-	1	1	1338676-1	CAM, POST-FEED 30 & 40 mm ST	47
-	1	1	1338662-2	APPLICATOR, BASIC (SUBASSY)	46
-	1	1	690191-1	PLUG, NYLON	45
-	1	1	1320998-1	RAM	44
					43
					42
-	1	1	992285-2	SCR,SHC LOW HD(M8X25)CRIMPER	41
					40
-	1	1	690125-1	SHIM SUBASSY	39
-	1	1	469367-2	SPACER, FINE ADJUST	38
-	1	1	879103-2	FINE ADJUST HEAD SUBASSY	37
					36
					35
					34
-	1	1	4-18024-7	SCR,BHC(M4X25)SHEAR PL	33
-	9	9	18025-2	WASHER,LOCK(M4)SHEAR BL	32
-	1	1	1-18024-0	SCR,BHC(M4X20)SHEAR PL	31
					30
-	2	2	18024-8	SCR,BHC(M4X12)STRIPPER	29
-	1	1	3-690451-2	SPACER, STRIPPER	28
-	1	1	690455-7	STRIPPER	27
					26
-	2	2	1320906-1	DRAG, STUD	25
-	1	1	1-1320995-8	STRIP GUIDE	24
-	1	1	240825-5	PLATE, STRIP HOLD DOWN	23
-	2	2	4-22281-1	SPRING, DRAG	22
					21
-	1	1	1338665-1	DRAG, STOCK	20
					19
-	2	2	1338663-8	GUIDE, LOWER STRIP	18
-	4	4	1-18024-8	SCR,BHC(M6X12)STRIP GD PL	17
-	1	1	1338708-1	SPACER, SLUG BLADE	16
					15
-	1	1	4-240641-0	SPACER, SLUG BLADE	14
-	1	1	1-690481-0	SPACER, HOLD DOWN	13
-	1	1	23846-1	SPRING, HOLD DOWN	12
1 -	1	1	240833-6	PLATE, REAR SHEAR	11
					10
1 -	1	1	2-690495-2	PLATE, FRONT SHEAR	9
1 1	2	1	1-1333223-2	ANVIL	8
1 -	1	1	690474-4	BLADE, SLUG	7
-	1	1	6-455892-9	HOLD DOWN, TERMINAL	6
-	1	1	7-240641-5	SPACER, SLUG BLADE	5
-	1	1	238009-5	SPACER, BLOCK CRIMPER	4
1 1	2	1	3-854830-9	CRIMPER, INSULATION	3
-	1	1	455888-8	SPACER, CRIMPER	2
1 1	2	1	1-456414-0	CRIMPER, WIRE	1
	-77	-71	-1	PART NO / DESCRIPTION	ITEM NO

← REVISION OF EACH ASSY NO (WHEN BLANK, USE DWG REVISION)

QTY REQD PER ASSY — PARTS LIST

VIEW B ROTATED 180°

POST-FEED 40 mm STROKE

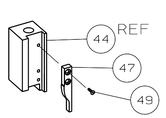

LEADMAKER OR BENCH G

POST-FEED 30 mm STROKE

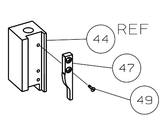

K TERMINATOR BENCH MACHINE

LOC A
DIST 66

✳ WARNING:
ON INSTALLATION, SET WIRE DISC TO LARGEST WIRE SIZE SETTING.
USE OF SETTINGS BELOW MIN REQ'D CRIMP HEIGHT SETTING WILL CAUSE DAMAGE TO CRIMP TOOLING.

P	F	LTR	REVISION RECORD	APP	DATE
		B	ECR-06-007852	RK	APR06

DIMENSIONS: mm [INCHES]
DO NOT SCALE PRINT.
TOLERANCES UNLESS OTHERWISE SPECIFIED:
1 PLC DEC ±-
2 PLC DEC ±-
3 PLC DEC ±-
ANGLES ± -
SURF TEXTURE: √
REMOVE BURRS, BREAK SHARP EDGES R0.38 MAX

MATL - - | HT TR - - | FIN - -

DR 04NOV05 L.LOFTHOUSE | APP 04NOV05 M.CLIFFORD
CHK - - | REL 04NOV04 L.LOFTHOUSE

AMP Incorporated Harrisburg, PA 17105-3608

NAME FINE ADJ END FD HD-I APPL | MACHINE REF HD-I APPL

SCALE - | D | DWG NO 1529069 | SHEET 1 OF 1 | REV B

CAGE CODE 00779 | CUSTOMER AND ASSEMBLY DRAWING | RESTRICTED TO -

LAYOUT L1529035

SET UP GAGE 458638-3

THIS DRAWING IS A CONTROLLED DOCUMENT.
THIS DRAWING IS UNPUBLISHED. © COPYRIGHT 2002 BY AMP INCORPORATED. ALL RIGHTS RESERVED. RELEASED FOR PUBLICATION .2002.