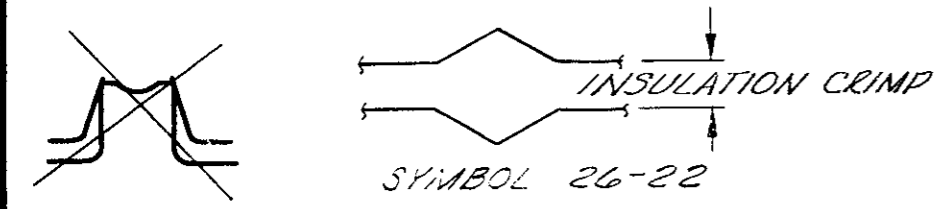

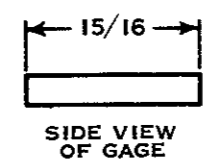
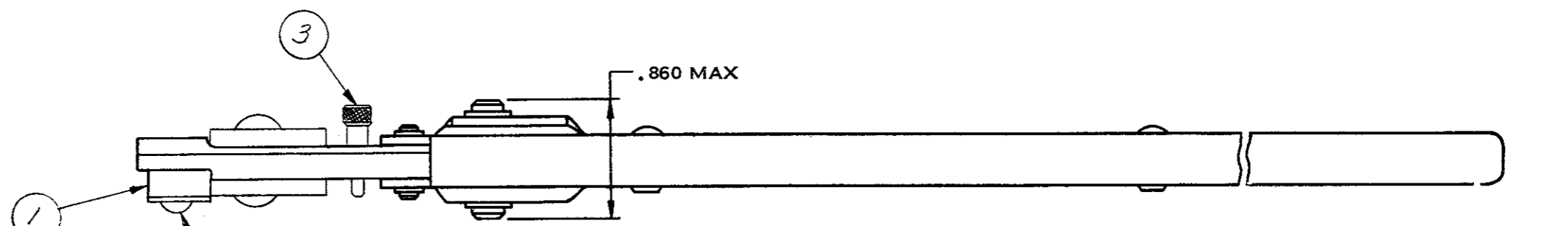
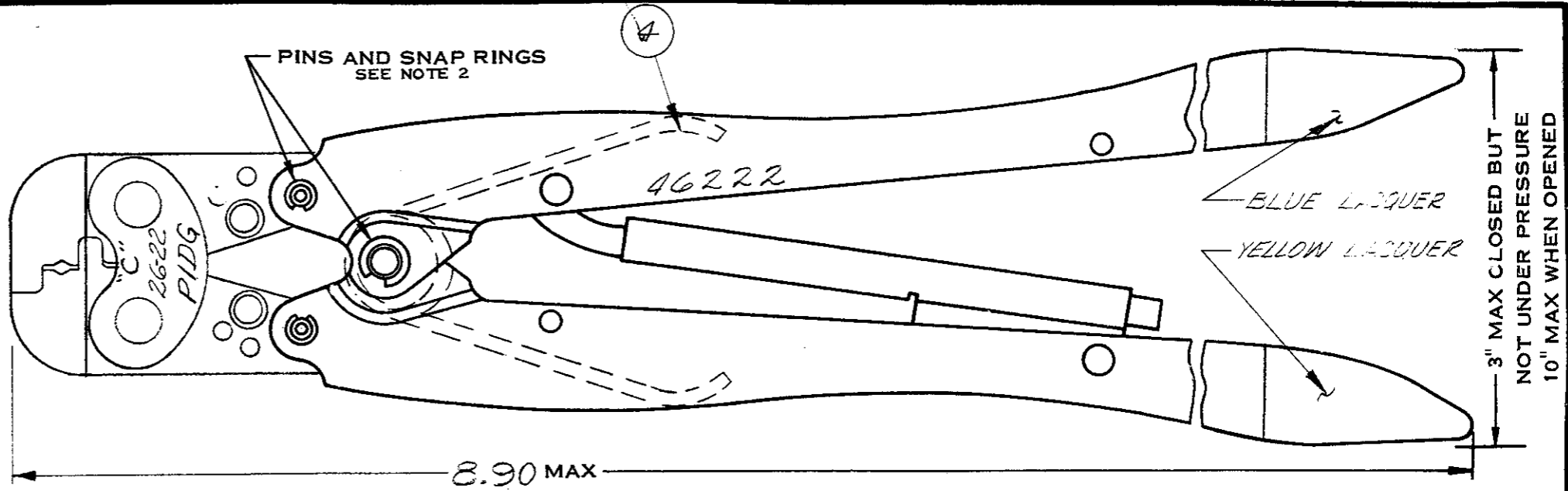


WIRE CRIMP				TERMINAL CRIMP HEIGHT
CRIMP SYMBOL	DIM	GO	NO GO	
26-22	C	.063	.069	




INSULATION CRIMP				TERMINAL CRIMP HEIGHT
CRIMP SYMBOL	DIM	GO	NO GO	
26-22	G	.035	.055	

AT #1 POSITION



SUGGESTED DOUBLE END HANDLE A.G.D. STD.



INSULATION CRIMP WIRE CRIMP
ENLARGED END VIEW OF GAGES

SUGGESTED GAGE DESIGN

- 1 CRIMP GAGE DIMENSIONS APPLY WHEN TOOL IS CLOSED OR BOTTOMED BUT NOT UNDER PRESSURE.
- 2 FOR REPLACEMENT OF PARTS SUCH AS PINS AND SNAP RINGS, ORDER REPAIR KIT NO. 12 218-4.
- 3 FOR REPLACEMENT OF PARTS OTHER THAN PINS AND SNAP RINGS, TOOL IS TO BE RETURNED TO AMP INC. HARRISBURG, PENNA. TO INSURE PROPER CERTI-CRIMP ADJUSTMENT.
- 4 FOR TOOL USAGE, SEE INSTRUCTION SHEET NO. 1538.
- 5 ~~HAND TOOL CAN BE CHECKED BY MEASURING TERMINAL CRIMP HEIGHT.~~

NO.	REV.	DESCRIPTION	BY	CHK	DATE	NUMBER
G-1		Loc M was R	PP	PL	11/17/57	46222
G		REV & REDESIGN	BL	DD	12/2/57	
LTR		REVISION RECORD	DR	CHK	DATE	

1	39364	SPRING-HANDLE	4
2	39207	PIN-ADJUSTMENT	3
1	3-21016-7	SCREW (#8-32 x 3/8 LSTH.)	2
1	125461-1	LOCATOR	1
NO. REQD	NUMBER	NAME	ITEM NO.

©1957 BY AMP INCORPORATED. ALL RIGHTS RESERVED. AMP PRODUCTS COVERED BY PATENTS AND/OR PATENTS PENDING.

CUSTOMER COPY REFERENCE ONLY

DR T.R. Williams 11/19/57	MATERIAL-STEEL	AMP AMP INCORPORATED HARRISBURG, PENNA.
CHK T. Keliagher 12/2/57	FINISH-BLACK OXIDE	
DE E.J. FINK 12-5-57	WEIGHT-1 LBS. 3 OZ.	CLASS — II —
APP E.J. FINK 12-5-57	WIRE - RANGE - INSULATION — II —	TYPE SHORT HANDLE TOOL
	TOLERANCE EXCEPT AS NOTED — # —	SCALE — # —
	LOC M	NO 46222
	REV G-1	

NAME **DOUBLE ACTION HAND TOOL**

CUSTOMER DRAWING

DIMENSIONS IN INCHES DO NOT SCALE PRINT