

Features

- Dust-resistant enclosure
- Polyester substrate
- Available on tape and reel for automatic insertion or in bulk for manual assembly
- Adjustable front/back, top/bottom
- Cross slot rotor design suitable for automatic adjustment equipment

Applications

- Power supplies
- Cordless phones
- Printer
- Television sets
- Audio equipment

TC76 - 6mm Carbon Trimming Potentiometer

Electrical Characteristics

Taper.....	Linear
Standard Resistance Range.....	100 ohms – 1megohm
Standard Resistance Range.....	±30%
Maximum Voltage.....	100VDC
Standard Nominal Resistance Value.....	See table
Residual Resistance.....	≤ 2% (min. 10 ohms)
Equivalent Noise Resistance.....	≤ 5%

Environmental Characteristics


Power Rating.....	0.1 Watt @ 40°C
Operating Temperature.....	-25°C to 70°C
Load Life.....	1000 hours @ 40°C; 0.1W; ±10%
Mechanical Life (Cycles).....	100 @ 10CPM; ±3% (Rn<1M)
Temperature Coefficient.....	±300ppm
Thermal Cycling.....	16 hours @ 85°C; 2h @ -25°C; ±5%
Damp Heat.....	500 hours @ 40°C @ 95% HR; ±5%
Vibration.....	2 hours @ 20g @ 10Hz..50Hz: ±2%

Physical Characteristics

Mechanical Angle.....	280° ±10°
Electrical Angle.....	245° ±25°
Rotational Torque.....	0.2 to 3 Ncm
Stop-End Strength.....	>3.5 Ncm

How to Order

TC76 B - 1 - 102



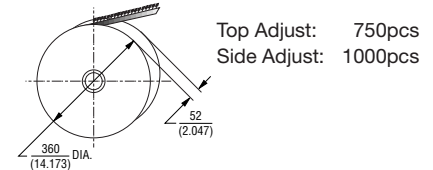
Standard Resistance Table

Resistance (Ohms)	Resistance Code
100	101
200	201
500	501
1,000	102
2,000	202
5,000	502
10,000	103
20,000	203
50,000	503
100,000	104
200,000	204
500,000	504
1,000,000	105

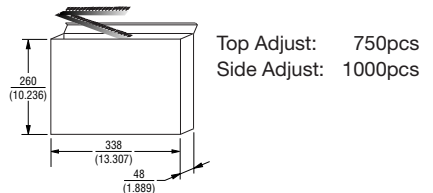
SHADED AREAS TYPICALLY NOT STOCKED BY DISTRIBUTORS AND NOT RECOMMENDED FOR NEW DESIGNS.

Packaging Specifications

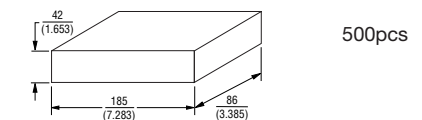
R: Tape and Reel (W, N, G)



A: Ammo Pack (W, N, G)

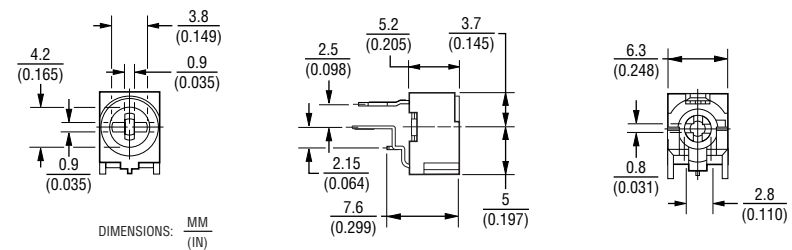


Bulk (B, Z, P)

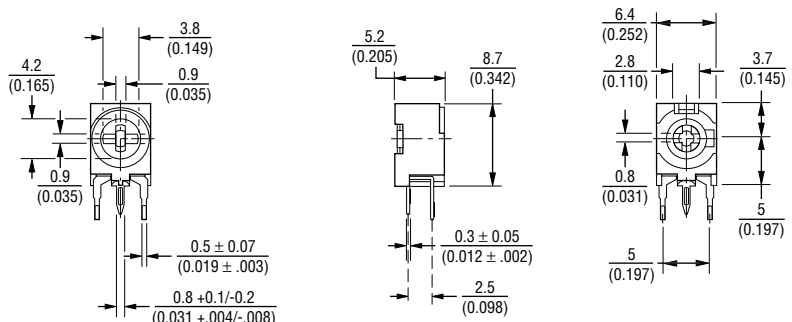


Adjustment Details

Top Adjust Styles G, N, P and Z



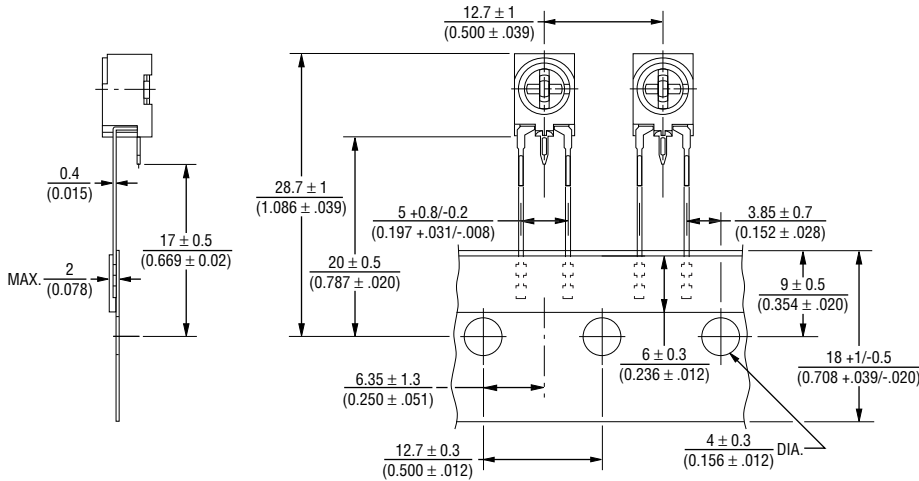
Side Adjust Styles B and W



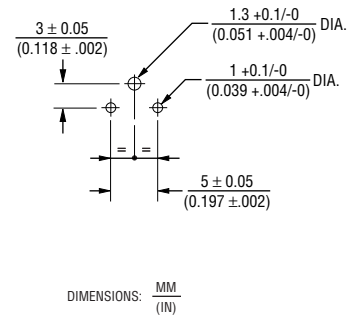
Specifications are subject to change without notice.

TC76 - 6mm Carbon Trimming Potentiometer

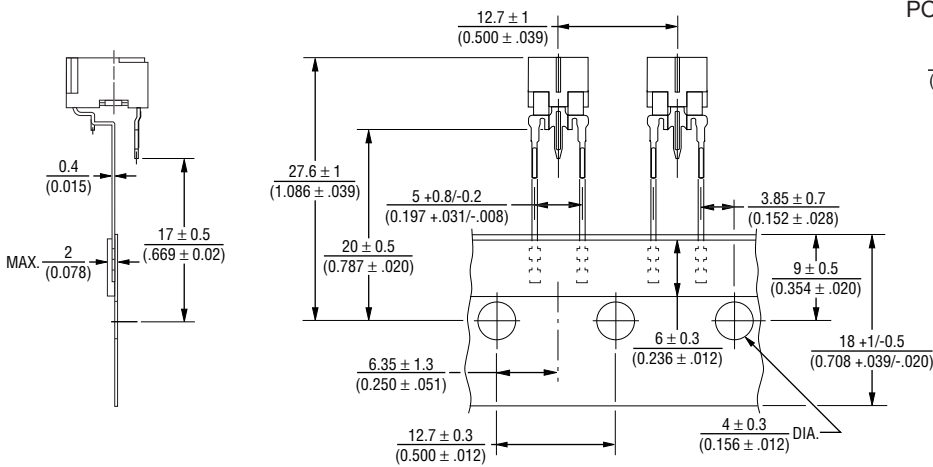
Taped Model TC76W



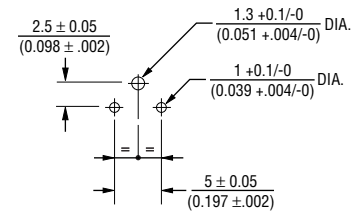
PCB Layout



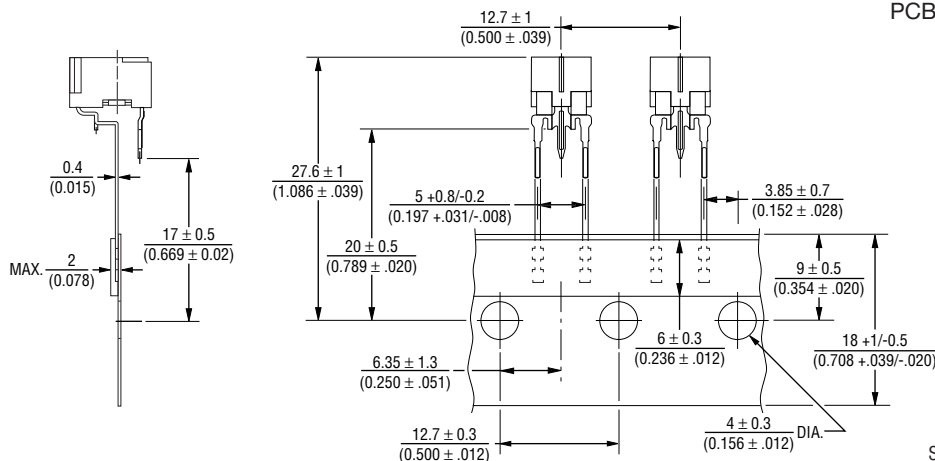
Taped Model TC76N (Preferred)



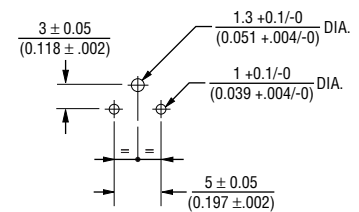
PCB Layout



Taped Model TC76G



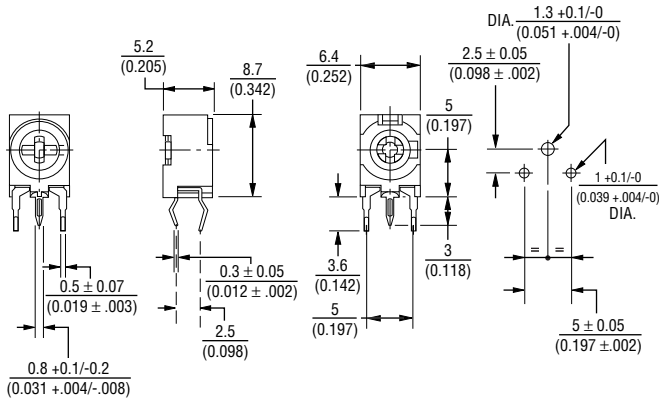
PCB Layout



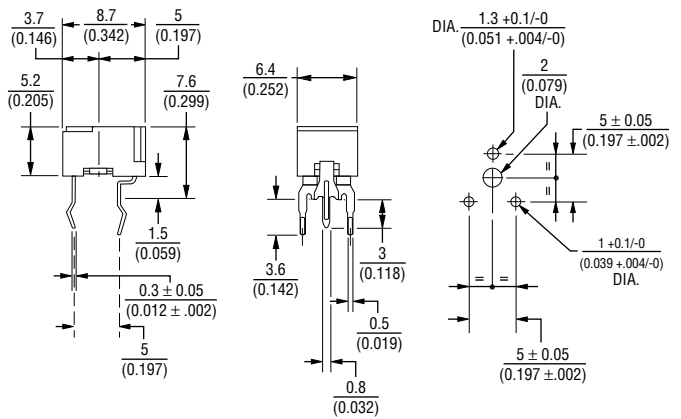
Specifications are subject to change without notice.

TC76 - 6mm Carbon Trimming Potentiometer

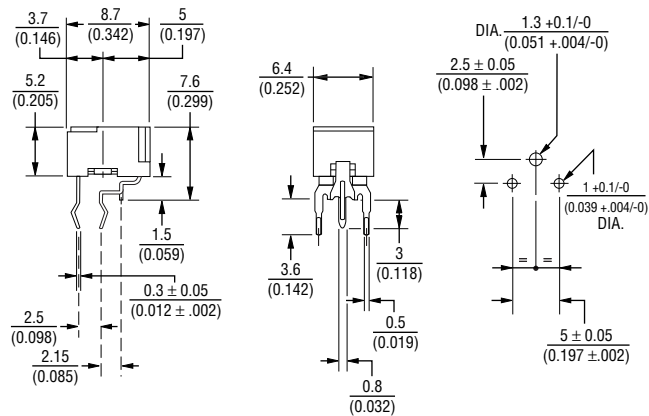
Through-hole Model TC76B preferred



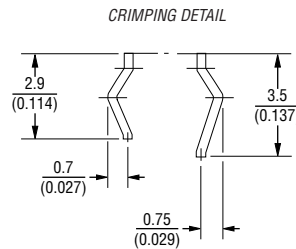
Through-hole Model TC76Z preferred



Through-hole Model TC76P



Crimped Terminals detail



**Leading
by Design™**

STRATEGIC PRODUCTS

Application Support:

Europe - Andreas Fessler
Phone +41-41-7685551
Fax +41-41-7685511
E-mail andreas_fessler@bourns.com

North America - Mike Bridges
Phone 909-781-5395
Fax 909-781-5006
E-mail mike_bridges@bourns.com

Asia - Dorothy Cho
Phone +886-2-2562-4117
Fax +886-2-2562-4116
E-mail dorothy_cho@bourns.com

www.bourns.com