



WIRE CRIMP				TERMINAL CRIMP HEIGHT
CRIMP SYMBOL	DIM	GO	NO GO	HEIGHT
14-12	F	.1014	.1064	#
	D	.1088	.1134	#



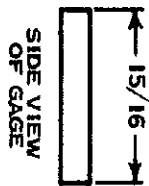
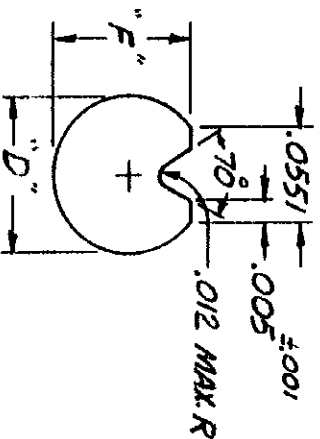
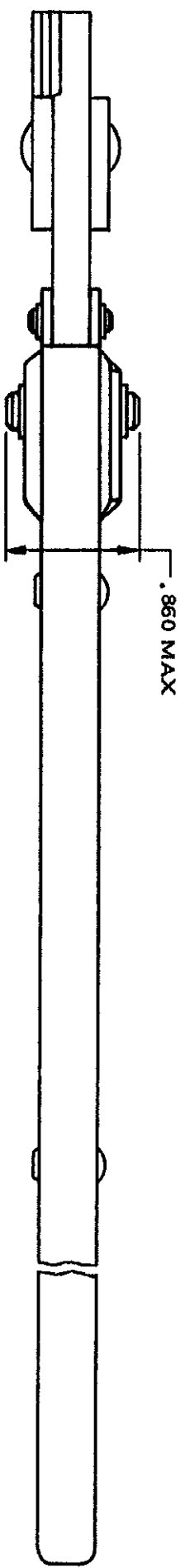
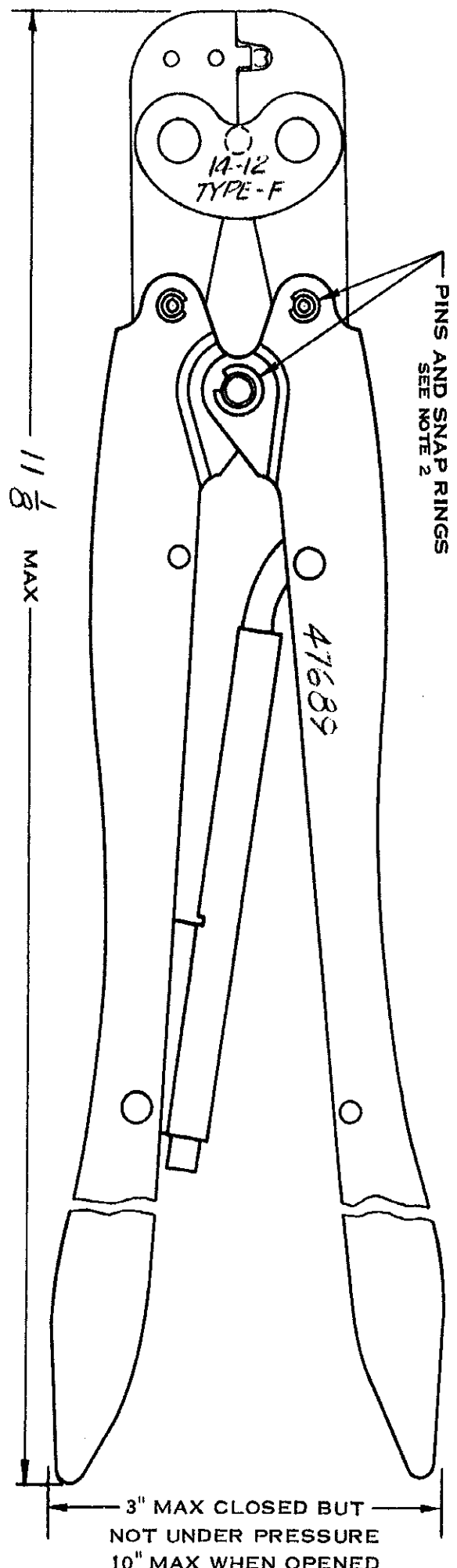
INSULATION CRIMP				TERMINAL CRIMP HEIGHT
CRIMP SYMBOL	DIM	GO	NO GO	HEIGHT
#	#	#	#	#

- 1 CRIMP GAGE DIMENSIONS APPLY WHEN TOOL IS CLOSED OR BOTTOMED BUT NOT UNDER PRESSURE.
- 2 FOR REPLACEMENT OF PARTS SUCH AS PINS AND SNAP RINGS, ORDER REPAIR KIT NO. 125218-4.
- 3 FOR REPLACEMENT OF PARTS OTHER THAN PINS AND SNAP RINGS, TOOL IS TO BE RETURNED TO AMP INC., HARRISBURG, PENNA. TO INSURE PROPER CERTI-CRIMP ADJUSTMENT.
- 4 FOR TOOL USAGE, SEE INSTRUCTION SHEET NO. 1549

~~HAND TOOL GAGE DIMENSIONS BY MEASURING TERMINAL CRIMP HEIGHT.~~

DIMENSIONS IN INCHES DO NOT SCALE PRINT

AMP 1253-4



SUGGESTED GAGE DESIGN

LTG	REVISION RECORD	DR	CHK	DATE	NUMBER
B-1	Loc M	W.C.	W.C.	11/18	47689
B	REVISED & REORGAN	W.C.	W.C.	12/14	

NO. READ	NUMBER	NAME	ITEM NO.

©1964 BY AMP INCORPORATED. ALL RIGHTS RESERVED.  
AMP PRODUCTS COVERED BY PATENTS AND/OR PATENTS PENDING.

DR R.L. MACHAMER 9-12-57  
MATERIAL - STEEL  
FINISH - BLACK OXIDE

CHK T.K. KELLAGHER 9-12-57  
WEIGHT - 0.15 LBS. / 15 OZ.

APP E.J. FINK 9-16-57  
WIRE - RANGE - INSULATION

DOUBLE ACTION HAND TOOL



LOC	NO	REV
B	47689	B-1