

High Frequency Ceramic Solutions

3.6 GHz RF Balun 1:1 Impedance ratio. EIA 0603.


P/N 3600BL14M050

Detail Specification: 1/20/2015

Page 1 of 3

General Specifications

Part Number	3600BL14M050		
Frequency (MHz)	3300 ~ 3900		
Unbalanced Impedance	50 Ω		
Differential Balanced Imp.	50 Ω		
Insertion Loss	1.2 dB max.		
Return Loss	9.5 dB min.		
Phase Difference (degree)	180° \pm 25		
Out of Band Rejection (dB)	9 min. @ 800 - 960 MHz	Operating Temperature	-40 to +85°C
	3 min. @ 1700 - 1900 MHz		Storage Temperature
Amplitude Difference	1.5 dB max.	Recommended Storage Conditions of unused product on T&R	+5 to +35°C, 18 mos. max. Humidity 45~75% RH
Reel Quantity	4,000 pcs		
Power Capacity	1 Watt max. CW		



You can download measured s-parameters of this component at: <http://www.johansontechnology.com/rfbaluns>

Part Number Explanation

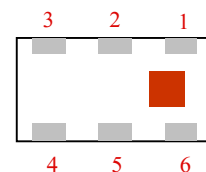
P/N Suffix	Packing Style	Bulk	Suffix = S	Eg. 3600BL14M050S
		T & R	Suffix = T	Eg. 3600BL14M050T
	Termination style	100% Tin	Suffix = None	Eg. 3600BL14M050 (T or S)
		Tin / Lead	Suffix = /Pb	Eg. 3600BL14M050S/Pb (Bulk only available)

Mechanical Dimensions

	In	mm
L	0.063 \pm 0.004	1.60 \pm 0.10
W	0.031 \pm 0.004	0.80 \pm 0.10
T	0.024 \pm 0.004	0.60 \pm 0.10
a	0.008 \pm 0.004	0.20 \pm 0.10
b	0.008 +0.004/0.006	0.20 +0.1/-0.15
c	0.006 \pm 0.004	0.15 \pm 0.10
g	0.012 \pm 0.004	0.30 \pm 0.10
p	0.020 \pm 0.002	0.50 \pm 0.05

Terminal Configuration

1	Unbalanced Port
2	GND or DC Feed + RF GND
3	Balanced Port
4	Balanced Port
5	GND
6	NC



Johanson Technology, Inc. reserves the right to make design changes without notice.

All sales are subject to Johanson Technology, Inc. terms and conditions.



www.johansontechnology.com

4001 Calle Tecate • Camarillo, CA 93012, USA • TEL +1.805.389.1166

Ver 2.0

2014 Johanson Technology, Inc. All Rights Reserved

High Frequency Ceramic Solutions

3.6 GHz RF Balun 1:1 Impedance ratio. EIA 0603.

P/N 3600BL14M050

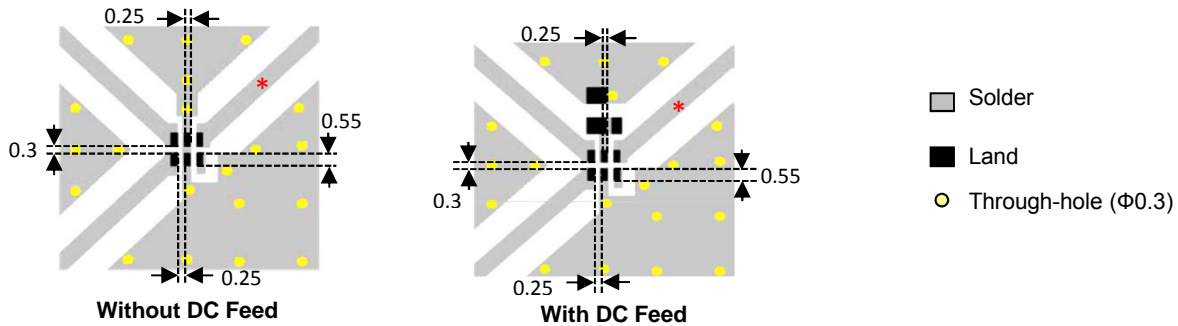
Detail Specification: 1/20/2015

Page 2 of 3

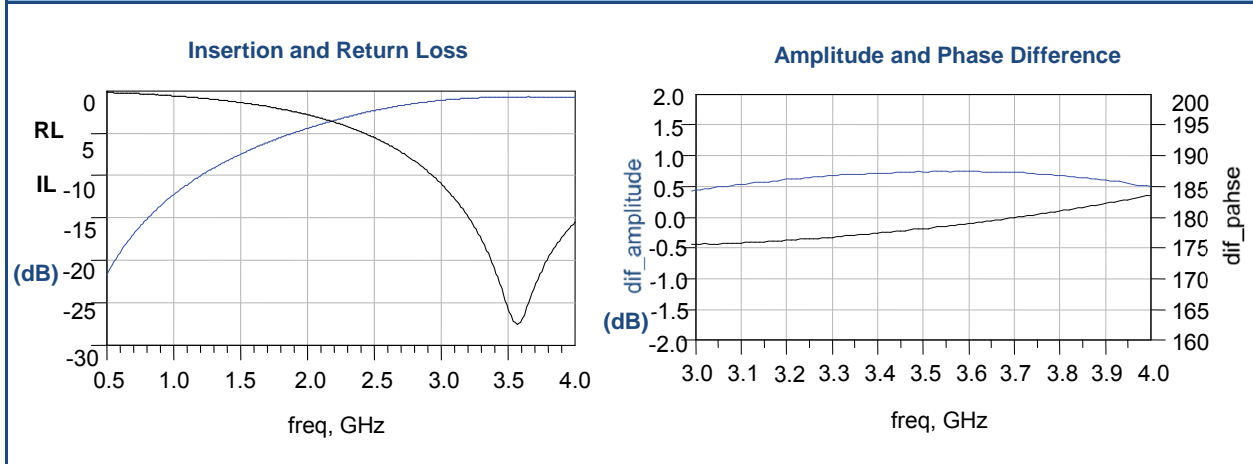
Mounting Considerations

Mount these devices with brown mark facing up.

* Line width should be designed to provide proper impedance matching characteristics.



Typical Electrical Characteristics (T=25°C)



Johanson Technology, Inc. reserves the right to make design changes without notice.

All sales are subject to Johanson Technology, Inc. terms and conditions.



www.johansontechnology.com

4001 Calle Tecate • Camarillo, CA 93012, USA • TEL +1.805.389.1166

Ver 2.0

2014 Johanson Technology, Inc. All Rights Reserved

High Frequency Ceramic Solutions

3.6 GHz RF Balun 1:1 Impedance ratio. EIA 0603.

P/N 3600BL14M050

Detail Specification: 1/20/2015

Page 3 of 3

More Filter-Balun info at:

<http://www.johansontechnology.com/rfbaluns>

Packaging information

www.johansontechnology.com/ipcpackaging.html

Soldering Information

www.johansontechnology.com/ipcsoldering-profile

MSL Info

www.johansontechnology.com/technical-notes/msl-rating.html

Recommended Storage Condition and Max Shelf Life

www.johansontechnology.com/ipcstorage-shelflife

RoHS Compliance

www.johansontechnology.com/technical-notes/rohs-compliance.html

Layout review services

<http://www.johansontechnology.com/component/techquestion>

Antenna layout review, tuning, and characterization services

www.johansontechnology.com/ipcantennaservices

Johanson Technology, Inc. reserves the right to make design changes without notice.

All sales are subject to Johanson Technology, Inc. terms and conditions.



www.johansontechnology.com

4001 Calle Tecate • Camarillo, CA 93012, USA • TEL +1.805.389.1166

Ver 2.0

2014 Johanson Technology, Inc. All Rights Reserved