
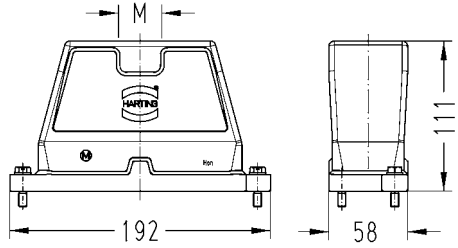
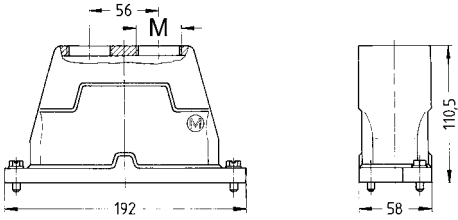

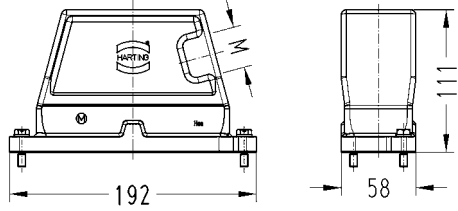
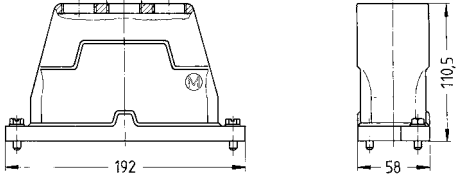

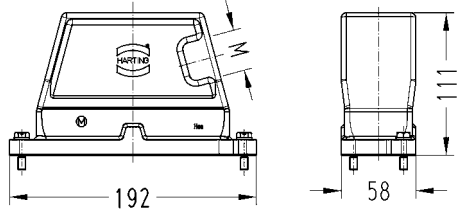
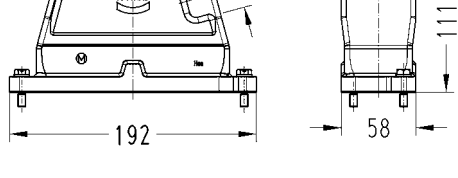
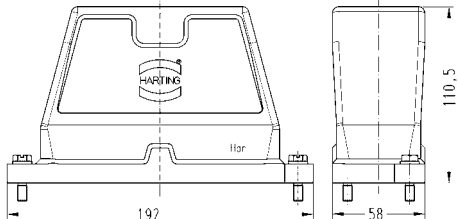




Identification	Cable entry	Part number	Drawing Dimensions in mm	
<p>Han® HPR, Hoods, top entry, screw locking</p> 	<p>1xM32 1xM40 1xM50 2xM25 2xM32 2xM40 3xM25 3xM25, 1xM20 4xM20 4xM25</p>	<p>19 40 024 0412 19 40 024 0413 19 40 024 0414 19 40 024 0431 19 40 024 0432 19 40 024 0433 19 40 024 0461 19 40 024 0471 19 40 024 0473 19 40 024 0474</p>		
<p>Han® HPR, Hoods, side entry, toggle locking</p> 	<p>1xM40</p>	<p>19 40 024 0503</p>		
<p>Han® HPR, Hoods, side entry, screw locking</p> 	<p>1xM32 1xM40 1xM50</p>	<p>19 40 024 0512 19 40 024 0513 19 40 024 0514</p>		
<p>Han® HPR, Hoods, side entry, screw locking, high construction</p>	<p>2xM32</p>	<p>19 40 024 0537</p>		
<p>Han® HPR, Hoods, without cable entry, screw locking</p> 		<p>09 40 024 0811</p>	