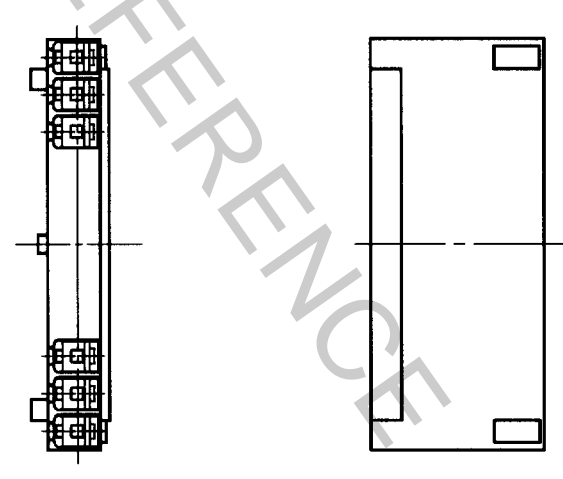
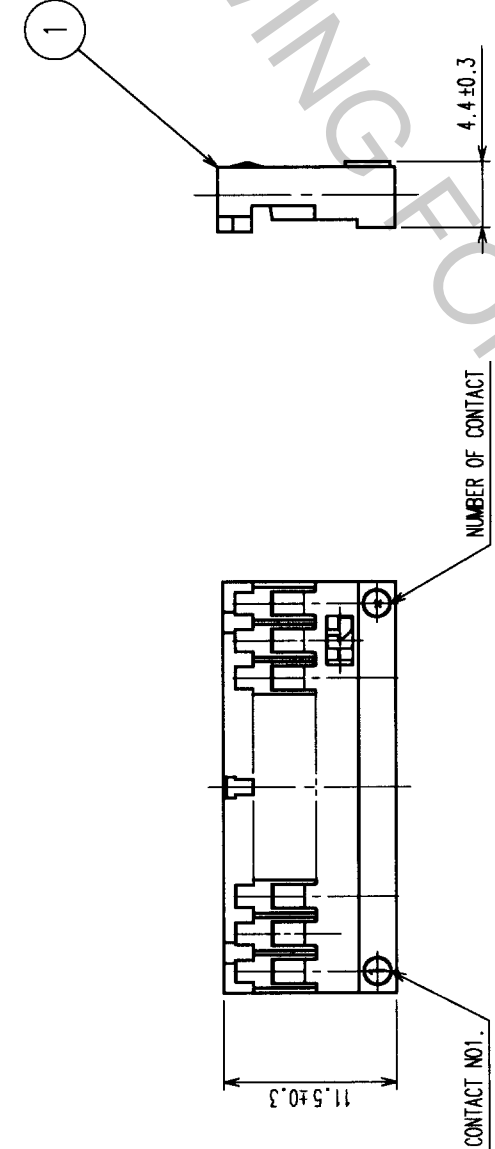
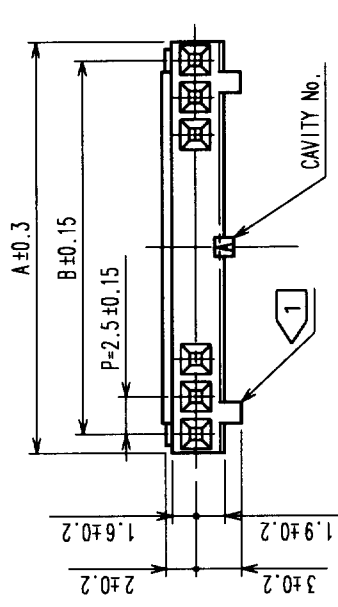


5	6	7	8
COUNT	DESCRIPTION OF REVISIONS	BY	DATE
△			
△			
△			



HRS NO	PART NO	A	B
CL541-0200-6	DF1B-2S-2.5R	5.0	2.5
CL541-0201-9	DF1B-3S-2.5R	7.5	5.0
CL541-0202-1	DF1B-4S-2.5R	10.0	7.5
CL541-0203-4	DF1B-5S-2.5R	12.5	10.0
CL541-0204-7	DF1B-6S-2.5R	15.0	12.5
CL541-0205-0	DF1B-7S-2.5R	17.5	15.0
CL541-0206-2	DF1B-8S-2.5R	20.0	17.5
CL541-0207-5	DF1B-9S-2.5R	22.5	20.0
CL541-0208-8	DF1B-10S-2.5R	25.0	22.5
CL541-0209-0	DF1B-11S-2.5R	27.5	25.0
CL541-0210-0	DF1B-12S-2.5R	30.0	27.5
CL541-0211-2	DF1B-13S-2.5R	32.5	30.0
CL541-0212-5	DF1B-14S-2.5R	35.0	32.5
CL541-0213-8	DF1B-15S-2.5R	37.5	35.0
CL541-0214-0	DF1B-16S-2.5R	40.0	37.5
CL541-0215-3	DF1B-18S-2.5R	45.0	42.5
CL541-0216-6	DF1B-20S-2.5R	50.0	47.5

NOTE 1 2 positions socket have one polarizing slot at senter.
 3 TO 6 positions have 2 polarizing slots at both ends.
 Other positions have 3 polarizing slots as per drawing.

TO

CODE NO. (OLD)		DRAWING NO.		PART NO.	
CL		EDC3-160017		DF1B-*S-2.5R	
SCALE		DRAWN		DESIGNED	
2 : 1		Y. Inoue		Y. Inoue	
UNITS		DATE		CHECKED	
MM		'00.9.19		T. Miyagaki	
		APPROVED		APPROVED	
		K. Katayama		K. Katayama	
		FINISH, REMARKS		FINISH, REMARKS	
		NATURAL (WHITE), UL94V-0		NATURAL (WHITE), UL94V-0	

DRAWING NO.		PART NO.	
EDC3-160017		DF1B-*S-2.5R	
SCALE		DRAWN	
2 : 1		Y. Inoue	
UNITS		DATE	
MM		'00.9.19	
		APPROVED	
		K. Katayama	

CL541

1/1