

Printed-circuit board connector - BCP-381- 6 GN - 5447900

Please be informed that the data shown in this PDF Document is generated from our Online Catalog. Please find the complete data in the user's documentation. Our General Terms of Use for Downloads are valid (<http://phoenixcontact.com/download>)



Plug component, Nominal current: 8 A, Rated voltage (III/2): 160 V, Number of positions: 6, Pitch: 3.81 mm, Connection method: Screw connection, Color: pastel green, Contact surface: Tin

The figure shows a 5-pos. version of the product in gray



Key Commercial Data

Packing unit	1 pc
Minimum order quantity	100 pc
Weight per Piece (excluding packing)	4.6 g
Custom tariff number	85366990
Country of origin	China

Technical data

Dimensions

Height	11.1 mm
Pitch	3.81 mm
Dimension a	19.05 mm

General

Range of articles	BCP
Insulating material group	I
Rated surge voltage (III/3)	2.5 kV
Rated surge voltage (III/2)	2.5 kV
Rated surge voltage (II/2)	2.5 kV
Rated voltage (III/3)	160 V
Rated voltage (III/2)	160 V
Rated voltage (II/2)	320 V
Connection in acc. with standard	EN-VDE

Printed-circuit board connector - BCP-381- 6 GN - 5447900

Technical data

General

Nominal current I_N	8 A
Nominal cross section	1.5 mm ²
Maximum load current	8 A (with 1.5 mm ² conductor cross section)
Insulating material	PA
Flammability rating according to UL 94	V0
Internal cylindrical gage	A1
Stripping length	7 mm
Number of positions	6
Screw thread	M2
Tightening torque, min	0.22 Nm
Tightening torque max	0.25 Nm

Connection data

Conductor cross section solid min.	0.2 mm ²
Conductor cross section solid max.	1.5 mm ²
Conductor cross section flexible min.	0.2 mm ²
Conductor cross section flexible max.	1.5 mm ²
Conductor cross section flexible, with ferrule without plastic sleeve min.	0.25 mm ²
Conductor cross section flexible, with ferrule without plastic sleeve max.	1.5 mm ²
Conductor cross section flexible, with ferrule with plastic sleeve min.	0.25 mm ²
Conductor cross section flexible, with ferrule with plastic sleeve max.	0.5 mm ²
Conductor cross section AWG min.	24
Conductor cross section AWG max.	16
2 conductors with same cross section, solid min.	0.2 mm ²
2 conductors with same cross section, solid max.	0.5 mm ²
2 conductors with same cross section, stranded min.	0.25 mm ²
2 conductors with same cross section, stranded max.	0.75 mm ²
2 conductors with same cross section, stranded, ferrules without plastic sleeve, min.	0.25 mm ²
2 conductors with same cross section, stranded, ferrules without plastic sleeve, max.	0.34 mm ²
2 conductors with same cross section, stranded, TWIN ferrules with plastic sleeve, min.	0.5 mm ²
2 conductors with same cross section, stranded, TWIN ferrules with plastic sleeve, max.	0.5 mm ²

Standards and Regulations

Connection in acc. with standard	EN-VDE
	CUL

Printed-circuit board connector - BCP-381- 6 GN - 5447900

Technical data

Standards and Regulations

Flammability rating according to UL 94	V0
--	----

Classifications

eCl@ss

eCl@ss 4.0	272607xx
eCl@ss 4.1	27260701
eCl@ss 5.0	27260701
eCl@ss 5.1	27260701
eCl@ss 6.0	27261101
eCl@ss 7.0	27440401
eCl@ss 8.0	27440309

ETIM

ETIM 3.0	EC001121
ETIM 4.0	EC002637
ETIM 5.0	EC002638

UNSPSC

UNSPSC 6.01	30211801
UNSPSC 7.0901	39121432
UNSPSC 11	39121432
UNSPSC 12.01	39121409
UNSPSC 13.2	39121432

Approvals

Approvals

Approvals

UL Recognized / cUL Recognized / VDE Gutachten mit Fertigungsüberwachung / IECCE CB Scheme / cULus Recognized


Ex Approvals


Approvals submitted


Printed-circuit board connector - BCP-381- 6 GN - 5447900

Approvals


Approval details

UL Recognized 		
	B	D
mm ² /AWG/kcmil	30-14	30-14
Nominal current I _N	8 A	8 A
Nominal voltage U _N	250 V	300 V

cUL Recognized 		
	B	D
mm ² /AWG/kcmil	30-14	30-14
Nominal current I _N	8 A	8 A
Nominal voltage U _N	250 V	300 V

VDE Gutachten mit Fertigungsüberwachung 	
mm ² /AWG/kcmil	0.2-1.5
Nominal current I _N	8 A
Nominal voltage U _N	160 V

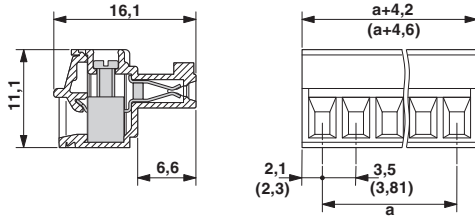
IECEE CB Scheme 	
---	--

cULus Recognized 	
--	--

Drawings

Printed-circuit board connector - BCP-381- 6 GN - 5447900

Dimensional drawing



Diagram

