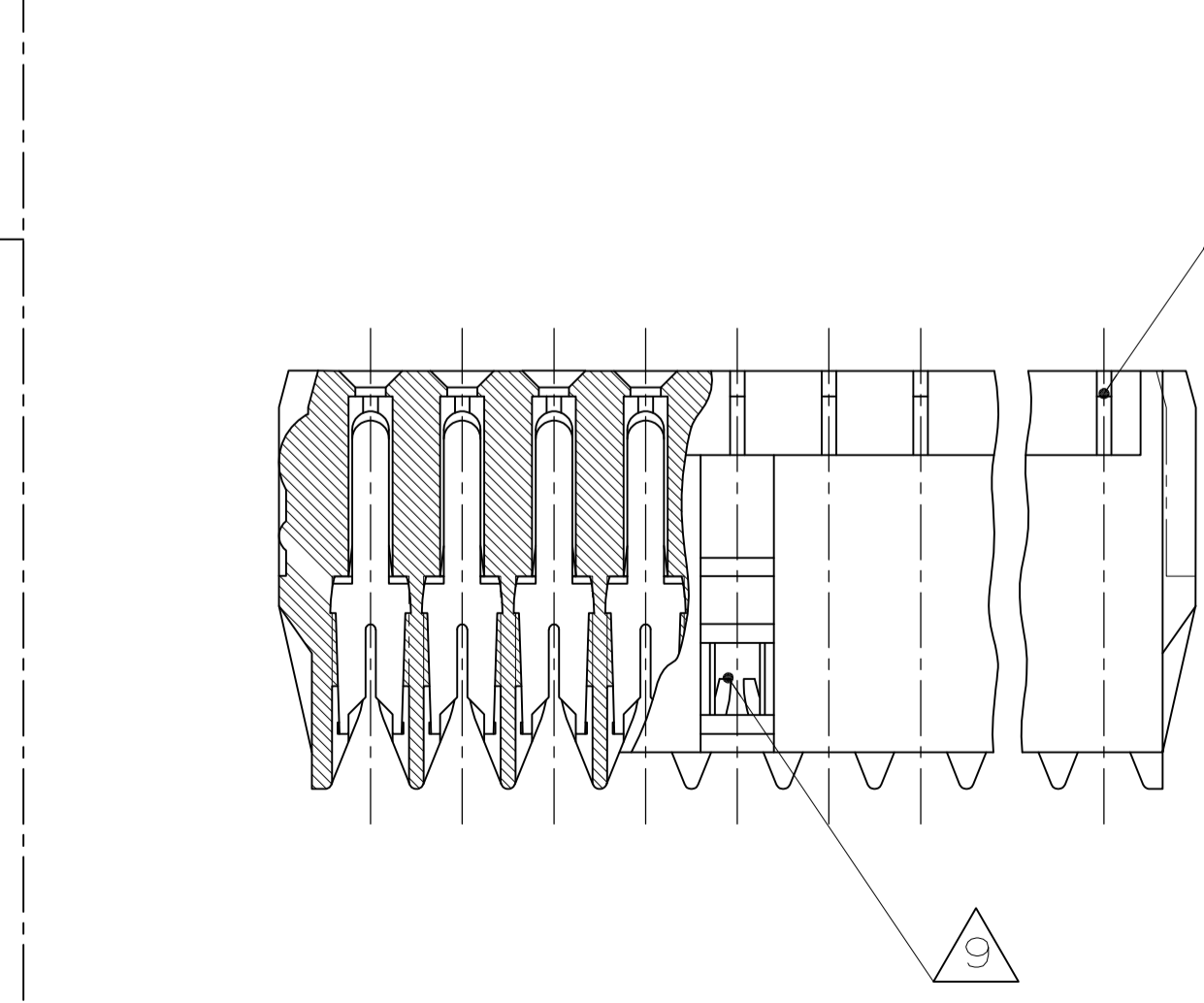
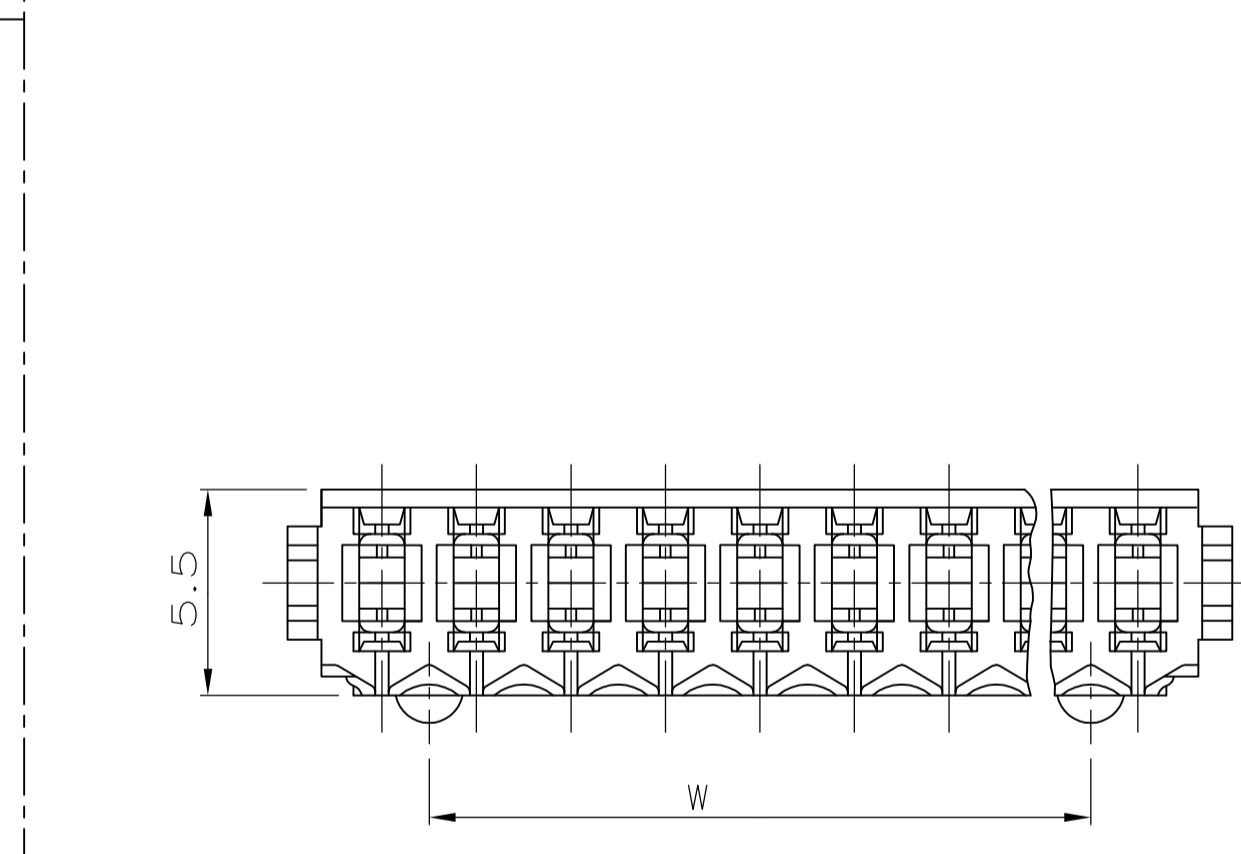
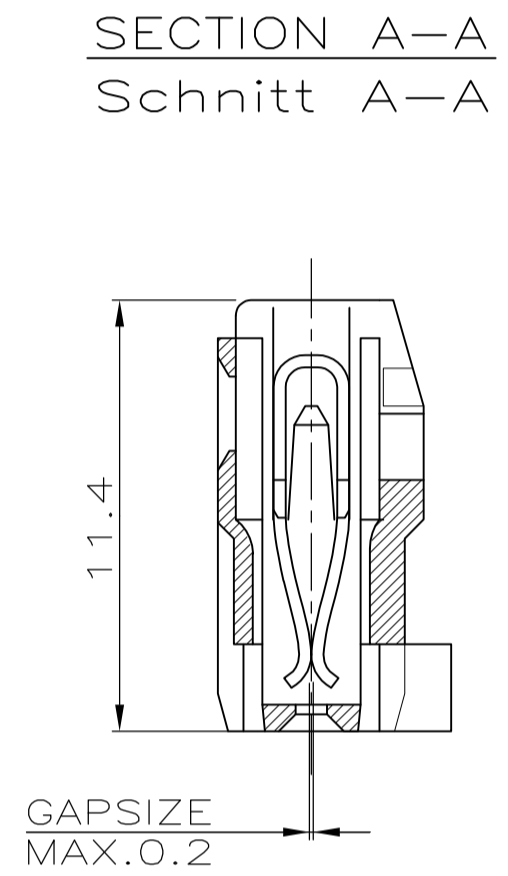
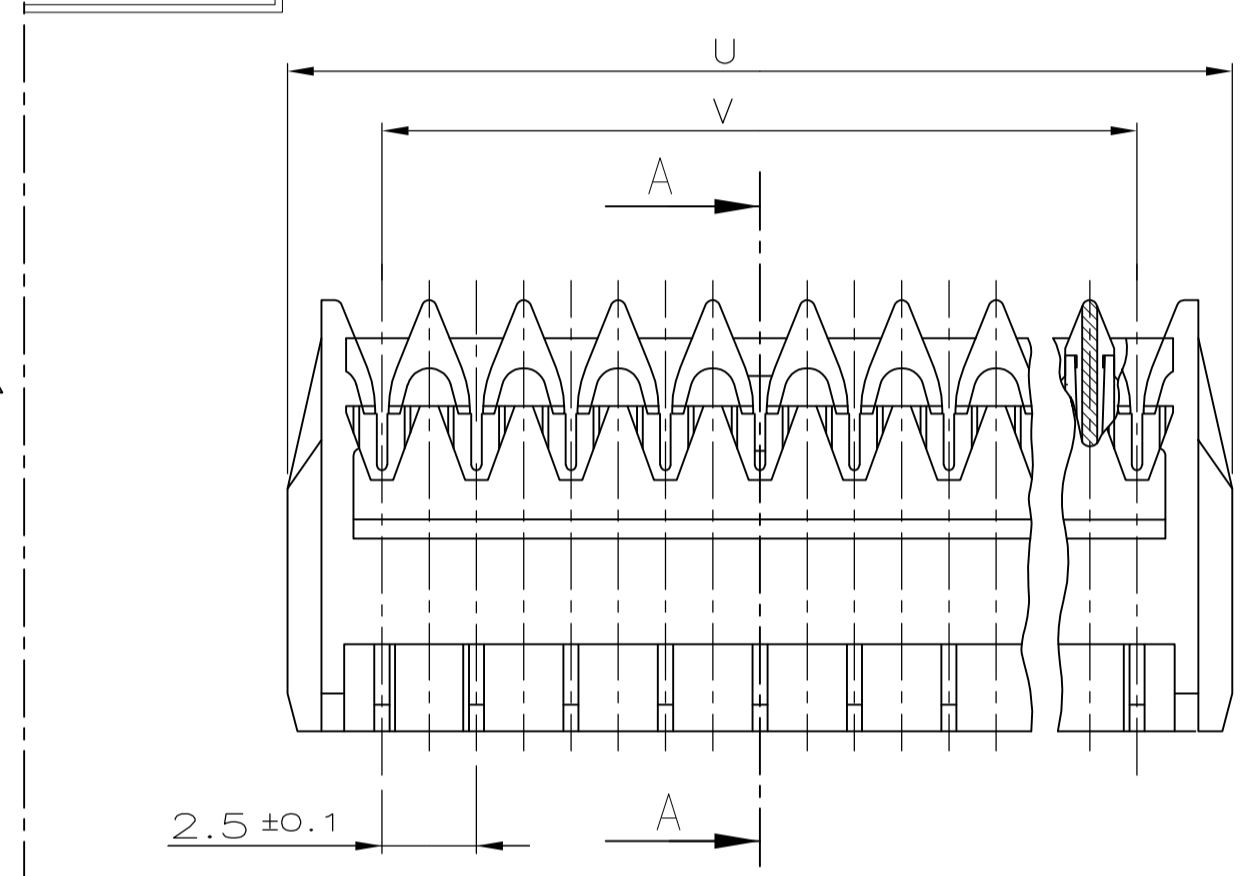
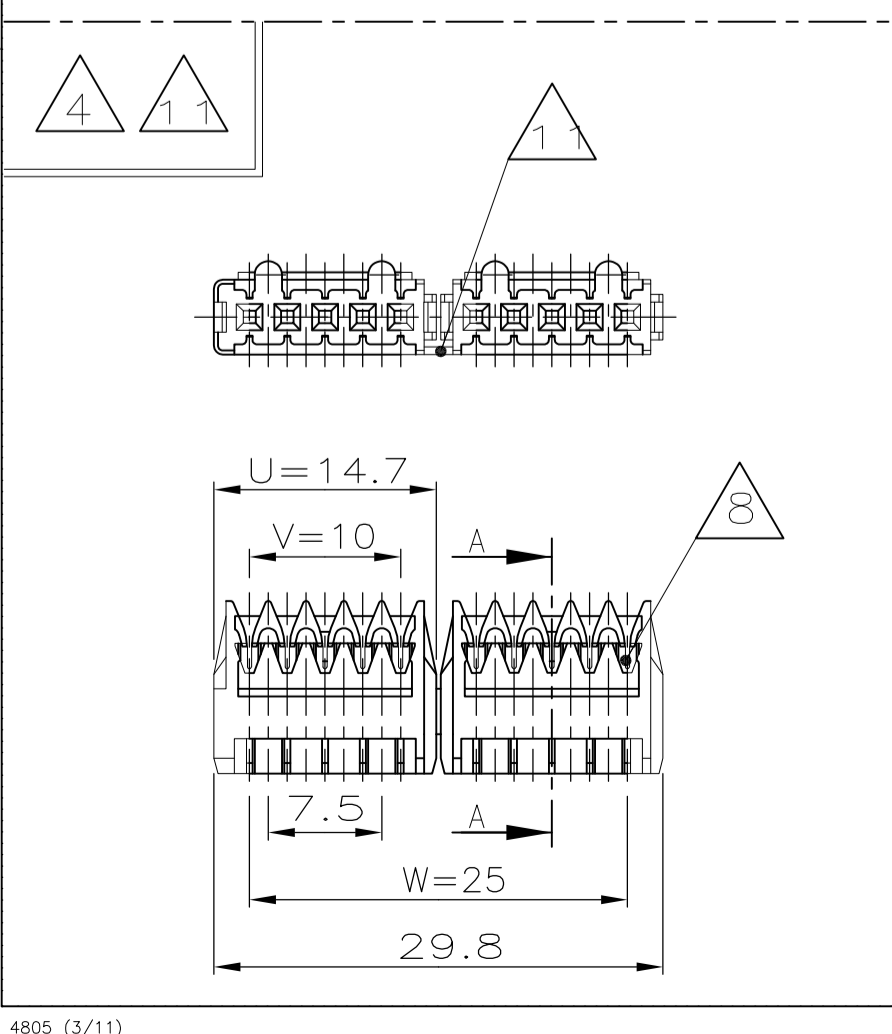
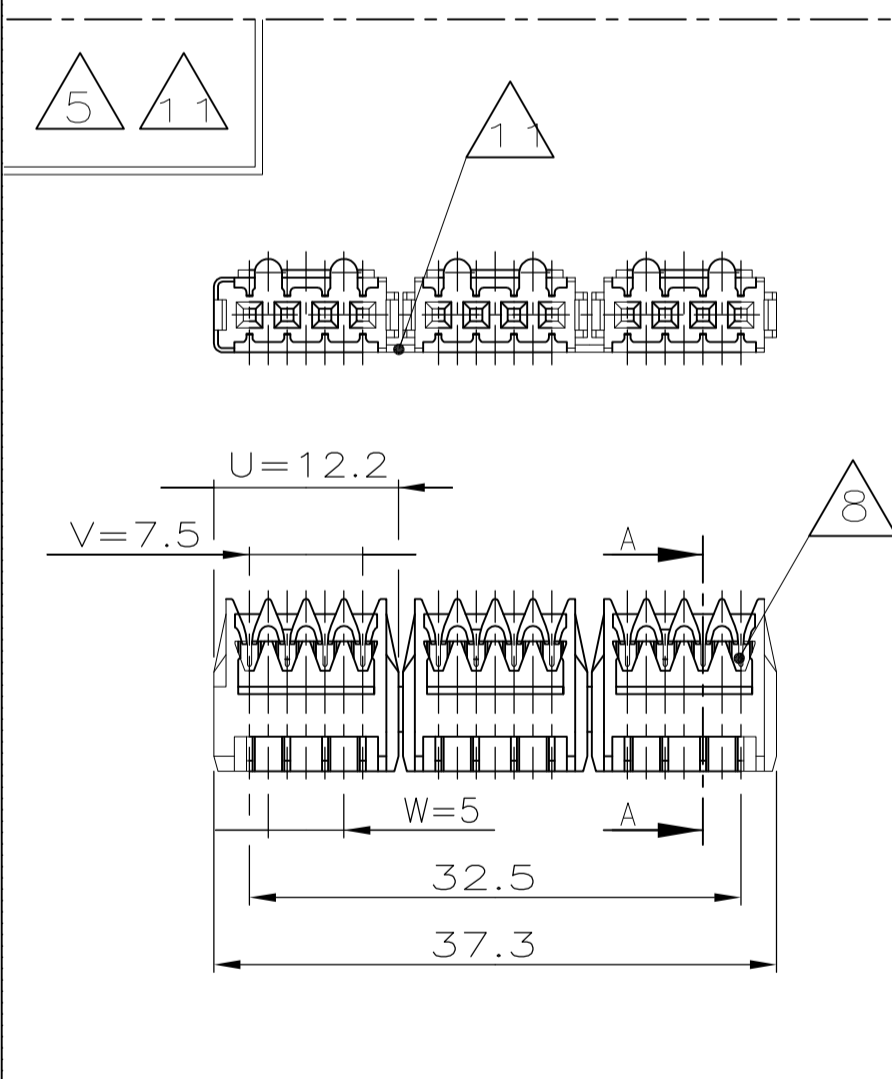
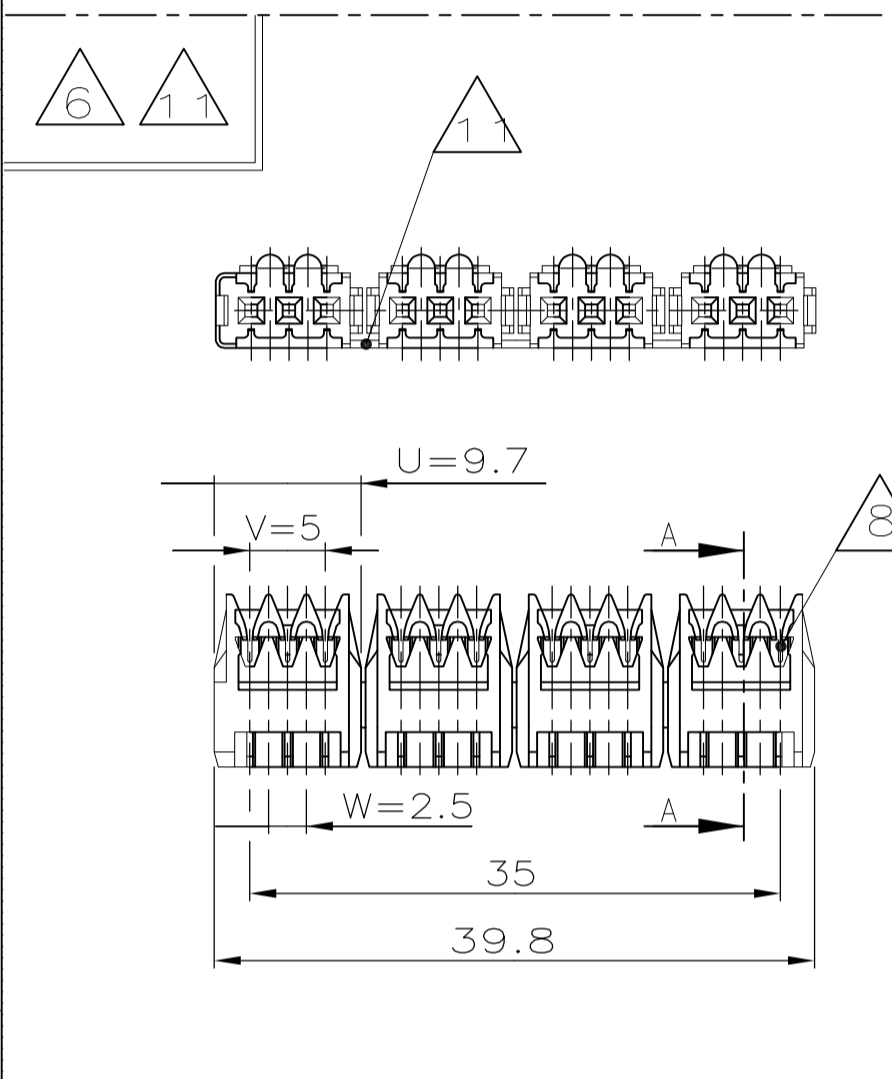
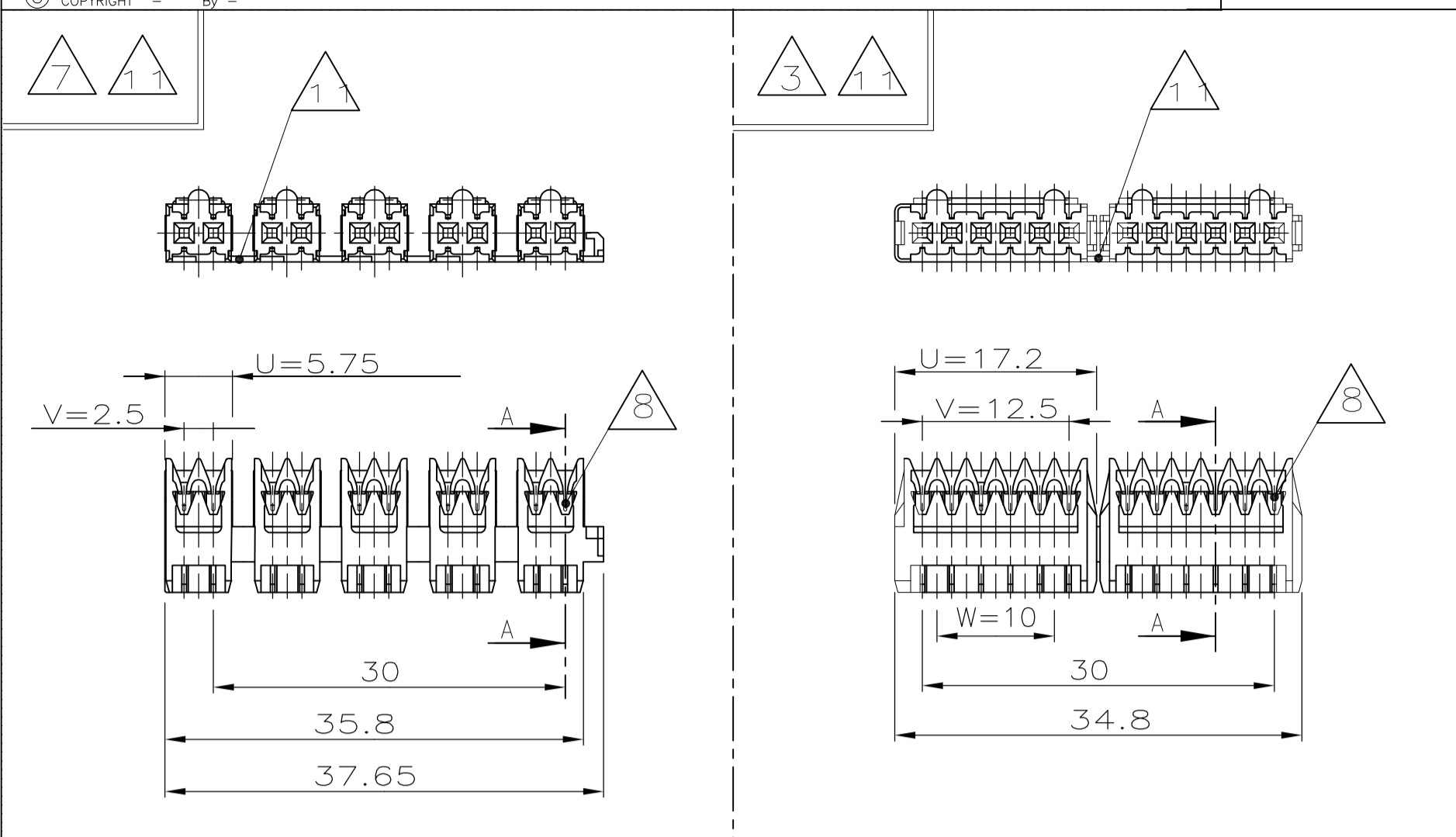


REVISIONS		DATE	DN	APVD
N	Revisionanpassung an Produktzeichnung	13.Jan.95	Masek	-
P	Tabelle geändert	13.Jan.95	Masek	-
P1	ECR-10-022530	25MAY11	KK	HMR



- 1 FROM 7 TO 20-POS.: LP HSG'S ASSY VON 7-20-POL.:EINZELGEHÄUSE ASSEMBLAGE
- 2 FROM 2 TO 6-POS.: LP HSG'S ASSY MADE FROM STICK HSG'S VON 2-6-POL.:EINZELGEHÄUSE ASSEMBLAGE AUS RIEGELVERBUND GEHÄUSEN GEFERTIGT
- 3 STICK HSG'S ASSY 2x6 POS. RIEGELVERBUND ASSEMBLAGE 2x6 POL.
- 4 STICK HSG'S ASSY 2x5 POS. RIEGELVERBUND ASSEMBLAGE 2x5 POL.
- 5 STICK HSG'S ASSY 3x4 POS. RIEGELVERBUND ASSEMBLAGE 3x4 POL.
- 6 STICK HSG'S ASSY 4x3 POS. RIEGELVERBUND ASSEMBLAGE 4x3 POL.
- 7 STICK HSG'S ASSY 5x2 POS. RIEGELVERBUND ASSEMBLAGE 5x2 POL.
- 8 CONTACT ACCEPTS WIRE 0.22mm² PER SPEC 80-9045 KONTAKT GEEIGNET FÜR LEITUNG 0.22mm² NACH SPECIFIKATION 80-9045
- 9 LOCKING HOLE ONLY TO 9 POS. HSG. RASTFENSTER NUR BIS 9 POLIGER AUSFÜHRUNG
- 10 CAVITY 1 KAMMER 1
- 11 STICK MOULD VERSION WITH ONE STICK RIEGELVERBUNDVERSION MIT EINEM VERBINDUNGSSTEG
- 12 -
- 13 OBSOLETE

POS.	WAYS (Pol-zahl)	LOCKING HOLE BY CAVITY NO. (BEI KAMMERNR.)	STICK QTY (Anzahl)	DIMENSION U (MAR U)	DIMENSION V (MAR V)	DIMENSION W (MAR W)	RED POT ASSY	REV.
20	-	1	52.5	47.5	45.0	△2-826-368-0	P	
19	-	1	50.0	45.0	42.5	1-826-368-9	P	
18	-	1	47.5	42.5	40.0	△1-826-368-8	P	
17	-	1	45.0	40.0	37.5	1-826-368-7	P	
16	-	1	42.5	37.5	35.0	△1-826-368-6	P	
15	-	1	40.0	35.0	32.5	1-826-368-5	P	
14	-	1	37.5	32.5	30.0	△1-826-368-4	P	
13	-	1	35.0	30.0	27.5	1-826-368-3	P	
12	-	1	32.5	27.5	25.0	1-826-368-2	P	
11	-	1	30.0	25.0	22.5	1-826-368-1	P	
10	-	1	27.5	22.5	20.0	1-826-368-0	P	
9	5	1	25.0	20.0	17.5	0-826-368-9	P	
8	4	1	22.5	17.5	15.0	△0-826-368-8	P	
7	4	1	20.0	15.0	12.5	△0-826-368-7	P	
6	3	1/2	17.2	12.5	10.0	0-826-368-6	P	
5	3	1/2	14.7	10.0	7.5	△0-826-368-5	P	
4	2	1/3	12.2	7.5	5.0	0-826-368-4	P	
3	2	1/4	9.7	5.0	2.5	0-826-368-3	P	
2	1	1/5	5.75	2.5	-	△0-826-368-2	P	
2x6	△△	3	2	STICK MOULD VERSION WITH ONE STICK DIMENSIONS SEE GRAPH			2-826-368-6	P
2x5	△△	3	2	RIEGELVERBUNDVERSION MIT EINEM VERBINDUNGSSTEG MARE SIEHE DARSTELLUNG			2-826-368-5	P
3x4	△△	2	3				3-826-368-4	P
4x3	△△	2	4				4-826-368-3	P
5x2	△△	1	5				△5-826-368-2	P

ZEICHNUNG GÜLTIG AB

THIS DRAWING IS A CONTROLLED DOCUMENT.

DIMENSIONS: mm TOLERANCES UNLESS OTHERWISE SPECIFIED: ±0.2mm

0 PLC ± -
1 PLC ± -
2 PLC ± -
3 PLC ± -
4 PLC ± -
ANGLES ± 0.5°

MATERIAL: - FINISH: -

WEIGHT: -

SCALE: 2:1;5:1 SHEET 1 of 1 REV P1

STE TE Connectivity

MT-INTERCONNECTION SYSTEM F.O.W. CONNECTOR (TYPE 'C')

00779 826368