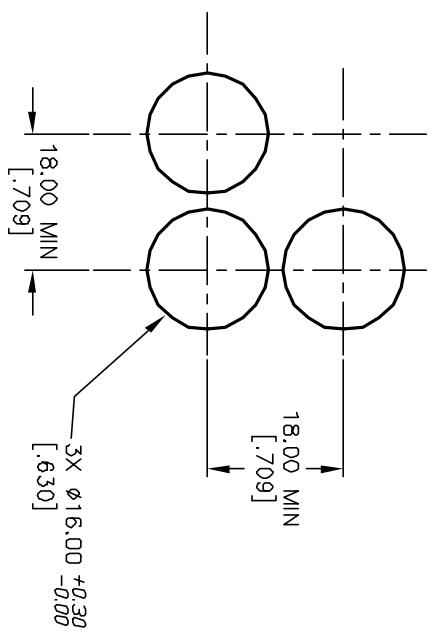
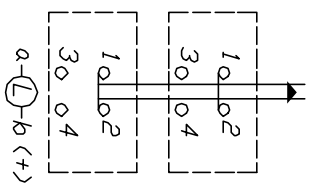


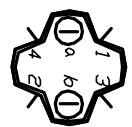
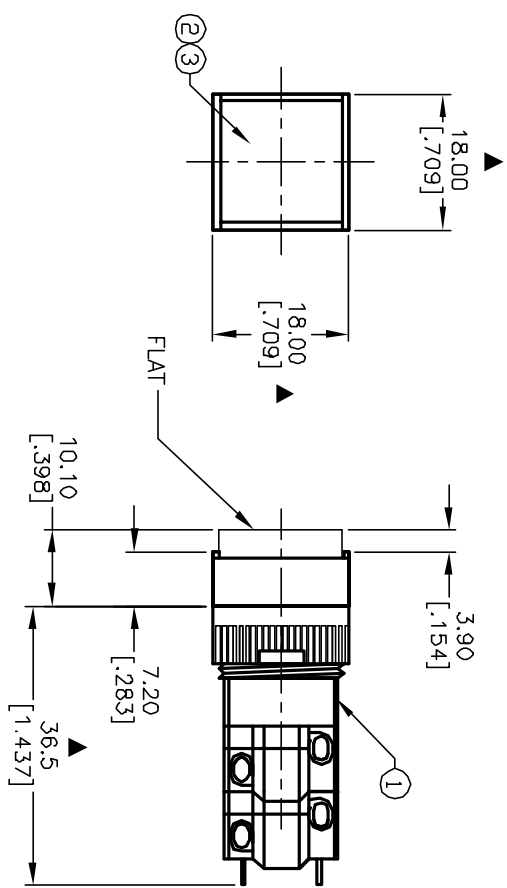
ITEM	QTY.	PART NO.	PART DESCRIPTION
1	1	F040020	D16 EE S12
2	1	F050316	50-003-16 (YELLOW TRANSPARENT)
3	1	F050424	50-004-24 (YELLOW LED)



RECOMMENDED
PANEL MOUNTING



CONTACT CONFIGURATION



NOTES:

1. ALL DIMENSIONS IN MM [INCH]
2. GENERAL TOLERANCE: X.X=±0.4 X.XX=±0.25
3. TERM. NOS. FOR REFERENCE ONLY.
4. RATINGS: 5A@250V AC/ 8A@125V AC
5. TRAVEL: 3.0MM
6. MECHANICAL LIFETIME: > 2 MILLION OPERATIONS
7. LAMP VOLTAGE: 24V DC
8. ▲ DENOTES CRITICAL PARAMETER.

REV.	ECN No.	DESCRIPTION	DATE	CHKD	AR	TITLE	SCALE	DATE	DR	DWG	REV
A	13206	RELEASED FOR PRODUCTION	6/13/03	AR		D16EES12KYEL YEL	1.5:1	6/13/03	AR	XF0555P	A

E-SWITCH®

THE INFORMATION CONTAINED IN THIS DOCUMENT IS PROPRIETARY TO E-SWITCH AND IS NOT TO BE COPIED OR TRANSFERRED