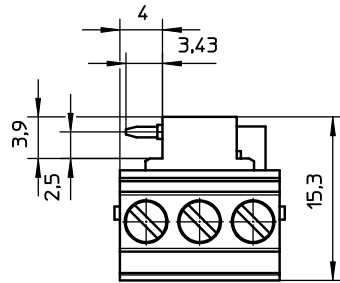
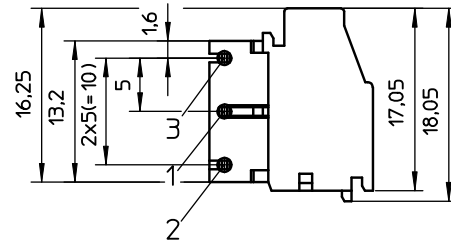
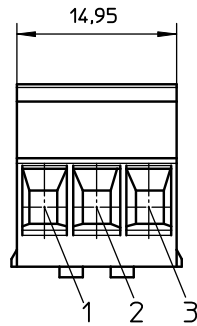
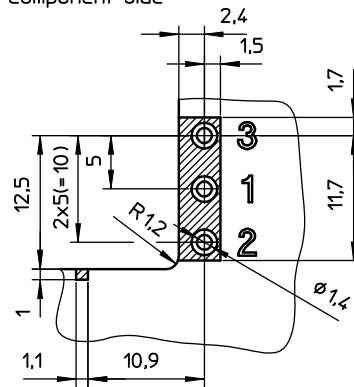


The copying, distribution and utilization of this document as well as the communication of the contents to others without expressed authorization is prohibited according to §18 UWG German Law. Offenders will be held liable for the payment of damages according to §9 UWG German Law. All rights reserved, in particular the right to carry out patent utility model or ornamental design registrations.
 Flachsmarkstraße 8 · D-32825 Blomberg
 Weitergabe sowie Vervielfältigung dieses Dokuments, Verwertung und Mitteilung seines Inhalts gemäß §9 UWG verboten, soweit nicht aus drücklicher Zustimmung der Phoenix Contact AG, Flachsmarkstraße 8, 32825 Blomberg, resultieren. Insbesondere ist das Recht, Patent-, Gebrauchsmuster- oder Geschmacksmusteranmeldungen durchzuführen, vorbehalten.
 Phoenix Contact GmbH & Co. KG

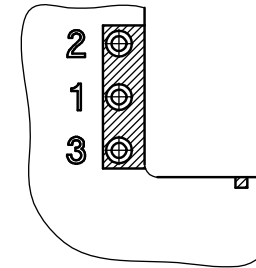
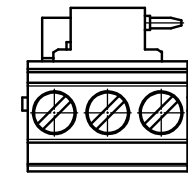
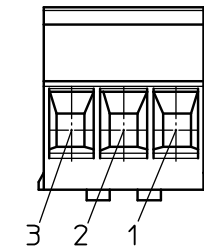
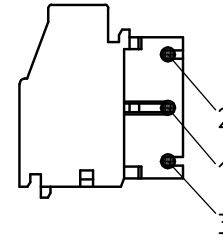
MKDSO 2,5/ 3-L-5,0



Recommended Drilling Plan view: component side



MKDSO 2,5/ 3-R-5,0



General Information

- Simplified representation
- Restricted area
- Document excluded from change process
- CAD Data see Dowload-Center on www.phoenixcontact.com
- When using the print terminal in housings from Phoenix Contact the PCB outline housing series must be used.

						00	date	name	ident.-No. / RI	material	scale	dim.var.
						creat.	02.06.10	pboa01	----- / --	-----	2:1	
						check	30.05.11	evbf02	SAP change-No.	part-rev.		
								DIN A3	document-type	document-No.	surface in µm	
									KUNDZUGANG-SELECT	00556576		
									description			
												MKDSO 2,5/ 3-L/R-5,0
RI	date		revision		name	check.on	name	page	of 1			