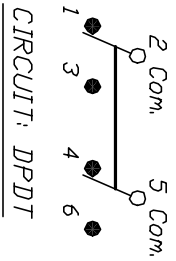


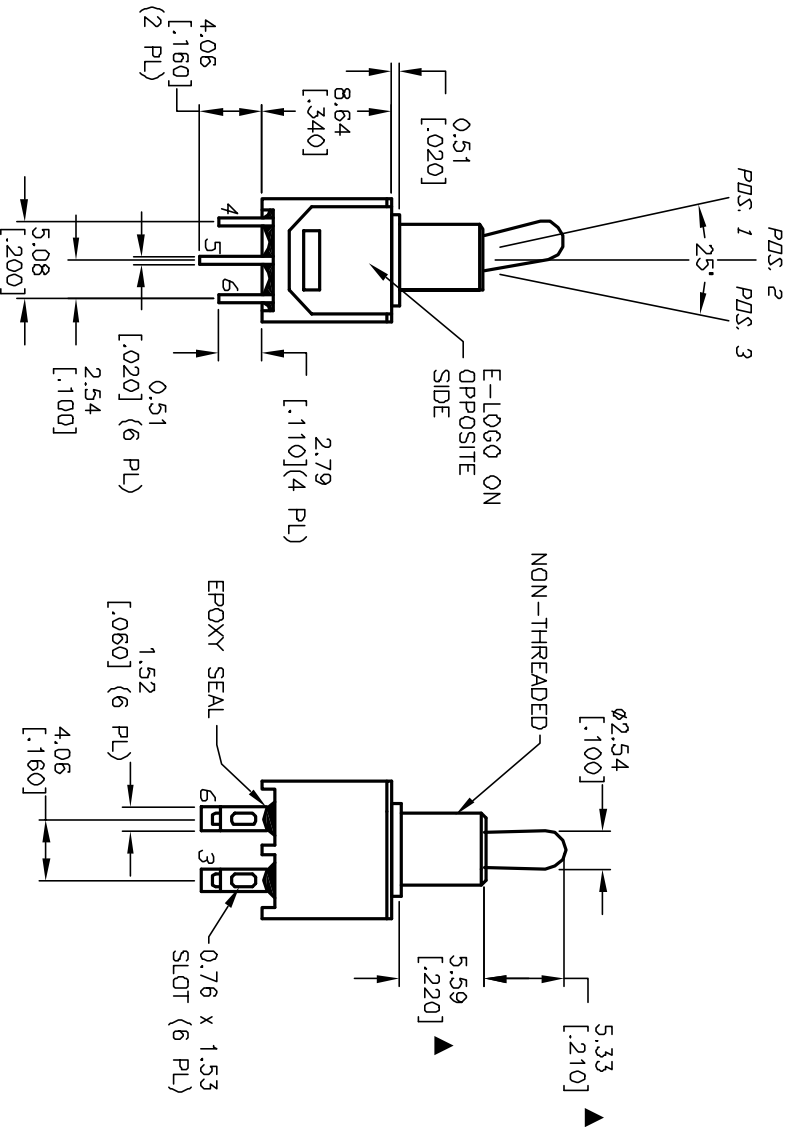
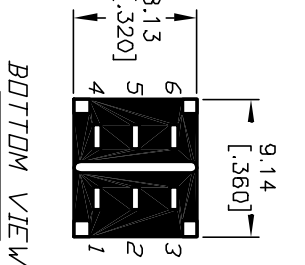
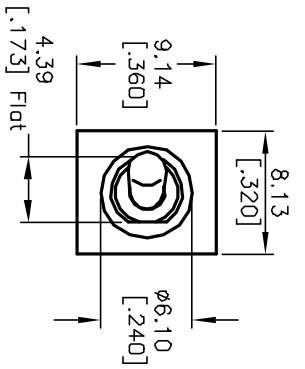
SWITCH FUNCTION		
POS. 1	POS. 2	POS. 3
DN	NONE	(CN)
2-3,5-6	DPEN	2-1,5-4

() = MOMENTARY



NOTES:

- ALL DIMENSIONS IN MM
- GENERAL TOLERANCE: X.X=±0.4
X.XX=±0.25
- TERMINAL NUMBERS FOR REF ONLY
- RATING: 3 AMPS @ 120VAC OR 28VDC;
1 AMP @ 250VAC
- ELECTRICAL LIFE: 30,000 make-and-break cycles
at full load.
- INSULATION RESISTANCE: 1,000 Mega-ohm min.
- DIELECTRIC STRENGTH: 1,000 V RMS @sea level.
- CONTACT RESISTANCE: 20mΩ-Ohms max. Typical
Initial @2-4VDC
- OPERATING TEMP.: -30°C to 85°C
- ▲ DENOTES CRITICAL PARAMETER.



A	13153	RELEASED FOR PRODUCTION	5/23/03	AR
REV.	ECN No.	DESCRIPTION	DATE	CHKD

TITLE				
200MDP2T2B2M1QE				
SCALE	DATE	DR	DWG	REV
2:1	5/23/03	AR	T211090	A

E-SWITCH®

THE INFORMATION CONTAINED IN THIS DOCUMENT IS PROPRIETARY TO E-SWITCH AND IS NOT TO BE COPIED OR TRANSFERRED