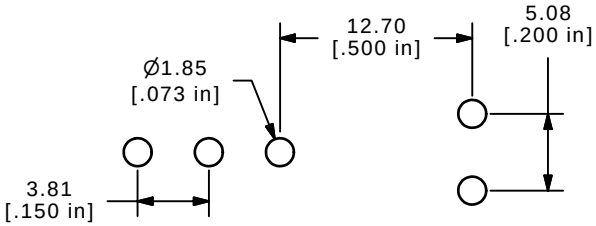

P.C. MOUNTING

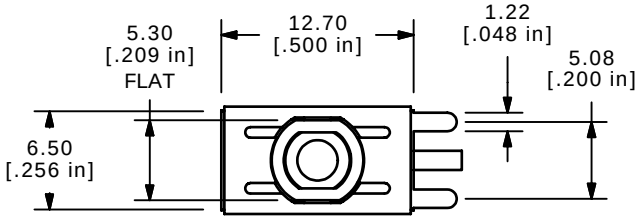



ISOMETRIC

▲

SWITCH FUNCTION		
POS. 1	POS. 2	POS. 3
ON	OFF	(ON)
2-3	OPEN	2-1

(ON)=MOMENTARY

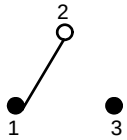

CIRCUIT: SPDT

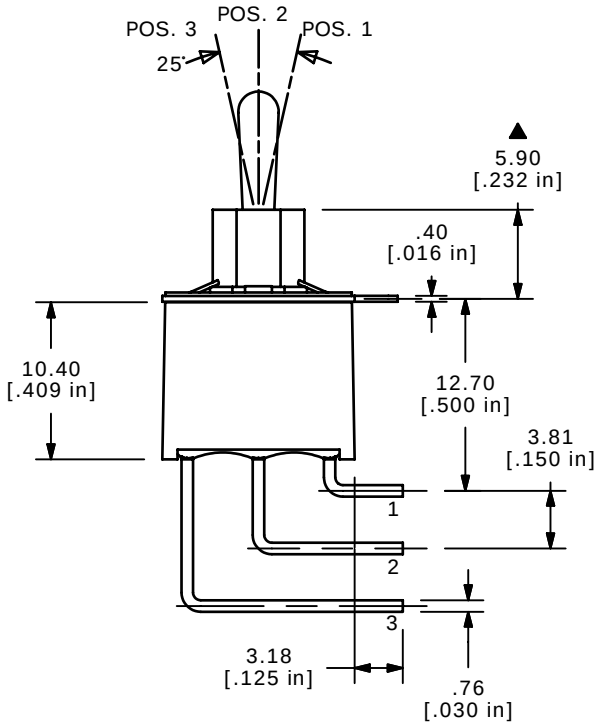

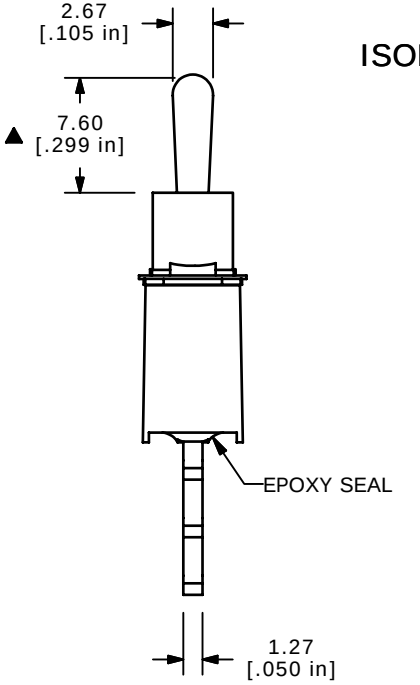

NOTE:
1. ALL DIMENSIONS IN MM [INCH]
2. GENERAL TOLERANCE: X.X=±0.4
   X.XX=±0.25
3. TERMINAL NUMBERS FOR REF ONLY
▲4. PLATING MATERIAL: GOLD
5. RATING: 0.4 (VA) MAX. @20V MAX.
6. ELECTRIC LIFE: 40,000 MAKE-AND-BREAK CYCLES AT FULL LOAD.
7. INSULATION RESISTANCE: 1,000 MEGA-OHM MIN.
8. DIELECTRIC STRENGTH: 1,000 V RMS @SEA LEVEL.
9. OPERATING TEMP.: -30°C to 85°C
10. ▲ DENOTES CRITICAL PARAMETER.
11. 2002/95/EC (ROHS) COMPLIANT

REV	PCR NO	DESCRIPTION	DATE	BY
E	16761	FIXED POSITION DIAGRAM	12/14/06	TN
D	15789	EDIT PC MOUNT DIM	2/17/06	PH
C	14759	REVISED AND REDRAWN	3/11/05	AR

THE INFORMATION CONTAINED IN THIS DOCUMENT IS PROPRIETARY TO E-SWITCH AND IS NOT TO BE COPIED OR TRANSFERRED

E-SWITCH®

TITLE 100AWSP5T2B4M7RE

SCALE	DATE	DR	DWG	REV
2:1	12/14/2006	TN	T102308	E