

Wire-wound Chip Inductors for Signal Lines (LB series M type)

LBM2016T270J



■ Features

- Item Summary
27 μ H \pm 5%, 0.13A, 0806/2016 (EIA/JIS)
- Lifecycle Stage
Mass Production
- Standard packaging quantity (minimum)
Taping Embossed 2000pcs

■ Products characteristics table

Inductance	27 μ H \pm 5 %
Case Size (EIA/JIS)	0806/2016
Rated Current (max)	0.13 A
DC Resistance (max)	4.16 Ω
DC Resistance (typ)	3.2 Ω
Q (min)	25
LQ Measuring Frequency	2.52 MHz
Self Resonant Frequency (min)	16 MHz
Operating Temp. Range	-40 to +105 $^{\circ}$ C (Including-self-generated heat)
Temperature characteristic (Inductance change)	\pm 5 %
RoHS2 Compliance (10 subst.)	Yes
REACH Compliance (173 subst.)	Yes
Halogen Free	Yes
Soldering	Reflow

■ External Dimensions

Dimension L	2.0 \pm 0.2 mm
Dimension W	1.6 \pm 0.2 mm
Dimension T	1.6 \pm 0.2 mm
Dimension e	0.5 \pm 0.2 mm

2017.04.30

The data is reference only. Electrical characteristics vary depending on environment or measurement condition.
 TAIYO YUDEN reserves the right to make change to the Date at any time without notice.
 Before making final selection, please check product specification.

Wire-wound Chip Inductors for Signal Lines (LB series M type)

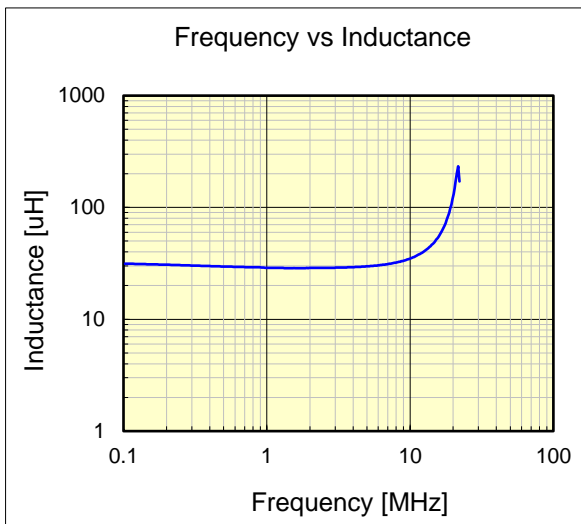
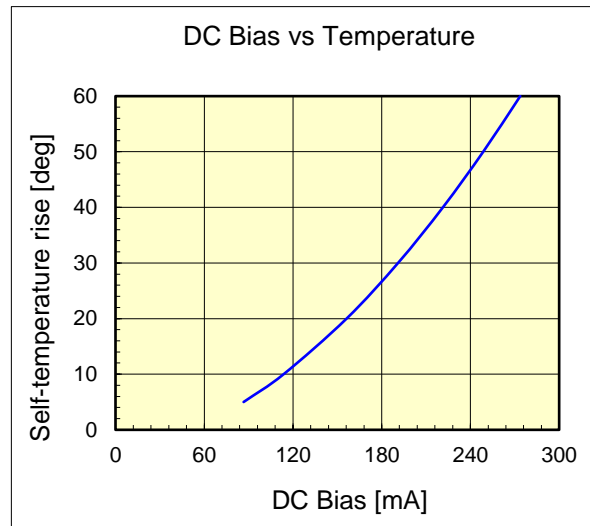
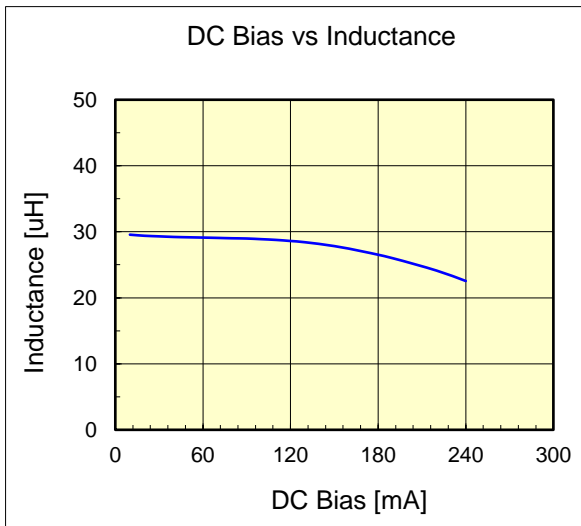
LBM2016T270J



Dimension	unit : mm	unit : inch
Length :	2.0 +/- 0.2	(0.079 +/- 0.008)
Width :	1.6 +/- 0.2	(0.063 +/- 0.008)
Height :	1.6 +/- 0.2	(0.063 +/- 0.008)

Inductance :	27	uH	(test freq at 2.52MHz)
DC Resistance :	3.2 / 4.16	ohm	(typ / max)
Rated Current :	130	mA	

Rated current typical : 10% reduction from initial L value.
and Temperature will rise by 20 deg C



The data is reference only. Electrical characteristics vary depending on environment or measurement condition.
TAIYO YUDEN reserves the right to make change to the data at any time without notice.
Before making final selection, please check product specification.