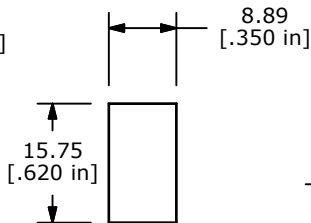
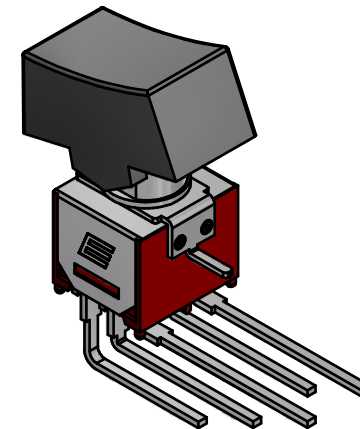
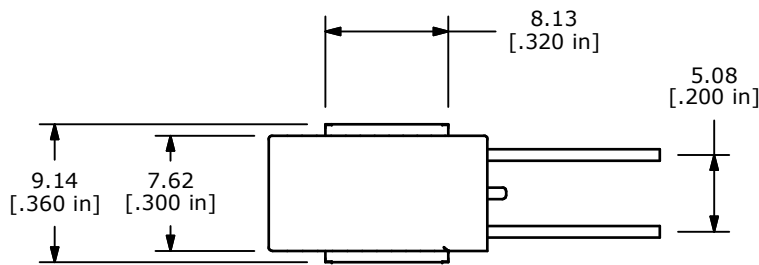


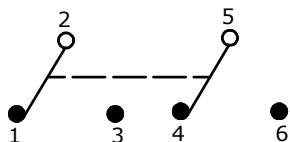
P.C. LAYOUT



PANEL MOUNTING



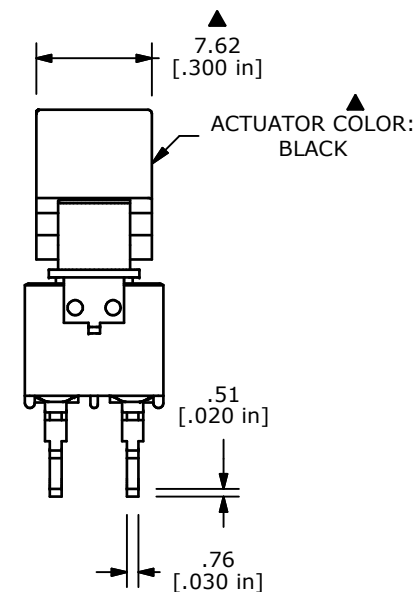
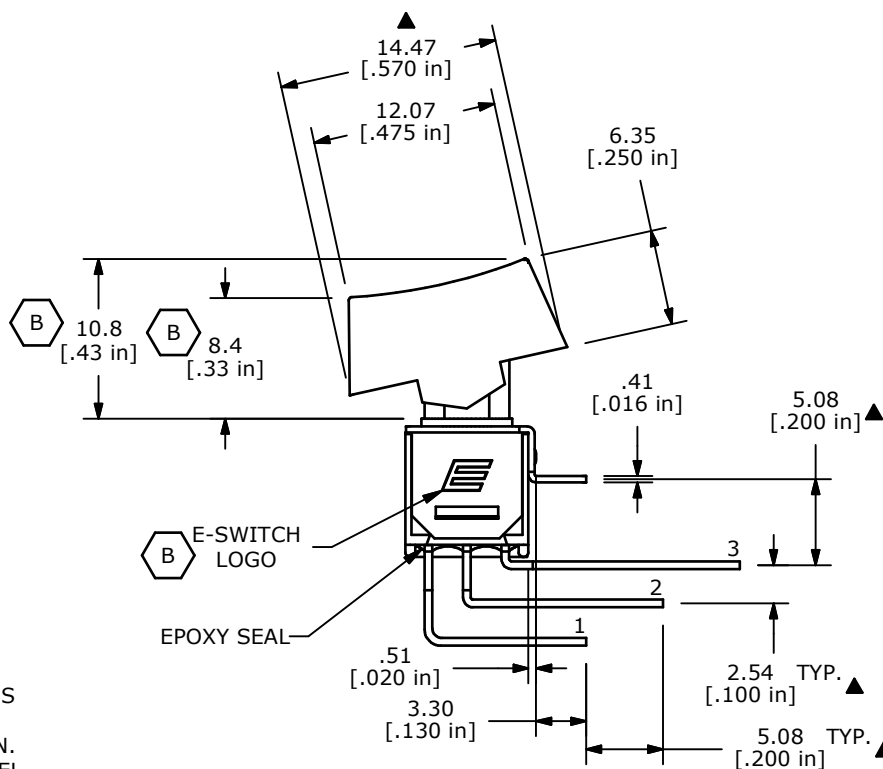
SWITCH FUNCTION	
POS. 1	POS. 2
ON	ON
2-3, 5-6	2-1, 5-4



CIRCUIT: DPDT

NOTE:

- ALL DIMENSIONS IN MM [INCH]
- GENERAL TOLERANCE: X.X=±0.4
X.XX=±0.25
- TERMINAL NUMBERS FOR REF ONLY
- PLATING MATERIAL: SILVER
- ▲ 5. RATING: 1A @250VAC
3A @120VAC OR 28VDC
- ELECTRIC LIFE: 30,000 MAKE-AND-BREAK CYCLES AT FULL LOAD.
- INSULATION RESISTANCE: 1,000 MEGA-OHM MIN.
- DIELECTRIC STRENGTH: 1,000 V RMS @SEA LEVEL.
- OPERATING TEMP.: -30°C to 85°C
- ▲ DENOTES CRITICAL PARAMETER.
- 2002/95/EC (ROHS) COMPLIANT



B	21285	LOGO LOCATION, ACTUATOR HEIGHT	10/28/13	EBP
A	17682	RELEASED FOR PRODUCTION	9/19/07	BF
REV	PCR NO	DESCRIPTION	DATE	BY

THE INFORMATION CONTAINED IN THIS DOCUMENT IS PROPRIETARY TO E-SWITCH AND IS NOT TO BE COPIED OR TRANSFERRED



TITLE 400MDP1R1BLKM7QE				
SCALE 2:1	DATE 9/19/2007	DR BF	DWG T408004	REV B