



POWERWHITE DRIVER



FEATURES / BENEFITS

- ▲ **Universal input** 90 to 264VAC
- ▲ **High output power** 60 watts
- ▲ **Current options** 350mA or 700mA versions
- ▲ **High Reliability** No electrolytic capacitors
- ▲ **IP6X** Fully en-capsulated construction
- ▲ **ETL** UL1012 Pending
- ▲ **Lifesaver** LED thermal feedback protection
- ▲ **LED constant current driver**

OPERATING CONDITIONS

- ▲ Operating ambient -20°C to +50°C
- ▲ Storage temperature -40°C to +100°C
- ▲ Operating case temperature +85°C max
- ▲ Non-isolated output

APPLICATION

- ▲ Roadway lighting
- ▲ Street lighting
- ▲ Sign lighting
- ▲ Architectural lighting and display lighting

DESCRIPTIONS

- ▲ **USA Version:**
Black hard anodized die cast housing
encapsulation: UL recognized 94V-0 material
1x 6 pre-attached Micro fit 3connector
UL1015 18 gauge 105C primary wires (for US version)
(Black and White primary wires)
Prefitted earth ground screw (For US version)
#4 screws required for mounting
- ▲ **European version:**
Black hard anodized die cast housing
encapsulation: UL recognized 94V-0 material
1x 6 pre-attached Micro fit 3connector
Primary wires Colour Code
Wire 1 :Live
Wire 2 :Neutral
Green/Yellow: Earth
M4 screws required for mounting

MECHANICAL DIMENSIONS

- ▲ Actual size: 7.51" (191mm) x 2.08" (53mm) x 1.3" (33mm)
- ▲ Input cable length: 19.6" (500mm)
- ▲ Output cable length: 19.6" (500mm)
- ▲ All fixing points M4 diameter

see page 2 for recommended mounting layout

ORDERING INFORMATION

USA version Part Numbers:-

- PWD-60-1-35-P-US** (350mA output)
- PWD-60-1-70-P-US** (700mA output)

European version Part Numbers:-

- PWD-60-1-35-P** (350mA output)
- PWD-60-1-70-P** (700mA output)

Dialight reserves the right to make changes at any time in order to supply the best product possible.

Dialight Europe Ltd

Exning Road • Newmarket • Suffolk, United Kingdom, CB8 0AX
Tel : +44 (0)1638 666541 • www.dialight.com



Dialight Corporation

1501 Route 34 South • Farmingdale, NJ 07727 USA
Tel: (1) 732-919-3119 • Fax: (1) 732-751-5778 • www.dialight.com



MDEXLUMPWD_B

ELECTRICAL SPECIFICATIONS

Operating Voltage: 90 to 264VAC
 Frequency: 50/60Hz (47 to 63Hz)
 Power Factor: > .95
 Input Current: .68amps at 90 VAC
 at full load .27amps at 230 VAC
 THD: < 20%
 Thermistor Option: 4.7k NTC for 70°C +/- 5% cutoff
 10.0k NTC for 90°C +/- 5% cutoff

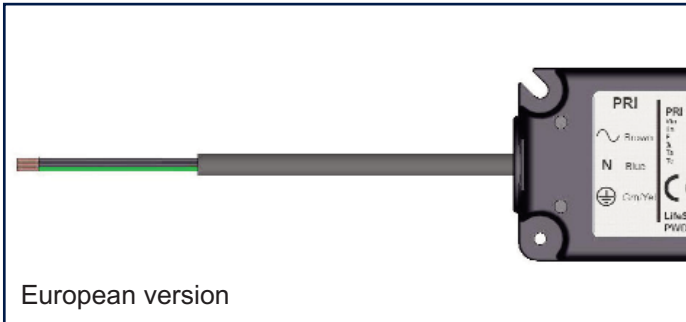
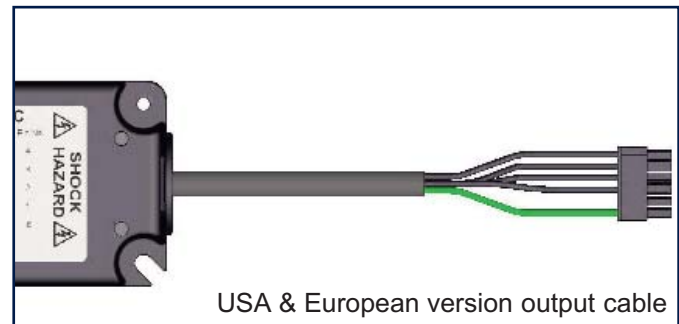

Output Voltage: 55 - 180VDC max at 350mA
 20 - 104VDC max at 700mA
 Min / Max Power: 20 - 60 watts
 Output Current : 350mA +/- 5% typical
 700mA +/- 5% typical
 Number of LEDs: 17 to 48 at 350mA*
 8 to 26 at 700mA*

**Based on a typical LED forward voltage of 3.2V - 3.5V*

Driver Efficiency at 350mA (230V INPUT)	
Number of LED's	Efficiency
18	85%
24	87%
48	89%

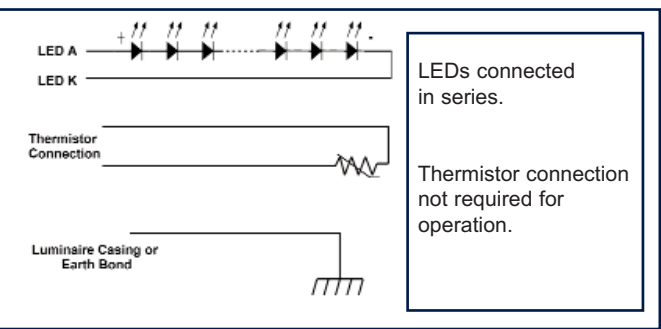
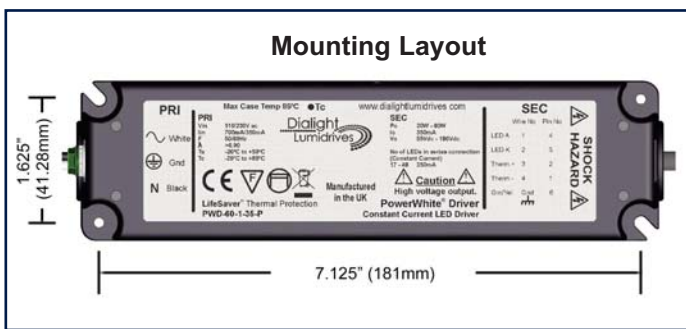

Driver Efficiency at 700mA (230V INPUT)	
Number of LED's	Efficiency
12	85%
18	89%
24	91%

WIRING DETAILS



The output cable is fitted with a 6x1 Micro-fit 3.0 Molex (Molex Part No. 436450600) connector (illustration shown) this can be removed if required. Output connection detail.

LED A (+)	Wire 1	Pin 4
LED K (-)	Wire 2	Pin 3
Therm +	Wire 3	Pin 2
Therm -	Wire 4	Pin 1
Ground	Grn/Yel	Pin 6



Dialight Europe Ltd

Exning Road • Newmarket • Suffolk, United Kingdom, CB8 0AX

Tel : +44 (0)1638 666541 • www.dialight.com



Dialight Corporation

1501 Route 34 South • Farmingdale, NJ 07727 USA

Tel: (1) 732-919-3119 • Fax: (1) 732-751-5778 • www.dialight.com



MDEXLUMPWD_B