

Type 4X Stainless Steel Wallmount Enclosure *Eclipse*

Series

Hinge Door with Quarter Turn/Handle



Panel
Sold
Separately



Application

- Designed to enclose electrical and/or electronic equipment and protect against harsh, industrial environments for wallmount applications.
- Impressive styling features like hidden hinges and attractive latching systems make the Eclipse a suitable addition to any high-tech equipment installation.
- A wide range of sizes and practical accessories make this product line a complete package.

Standards

- UL 508 Type 3R, 4, 4X and 12
- CSA Type 3R, 4, 4X and 12
- Complies with
 - NEMA 3R, 4, 4X, 12 and 13
 - IEC 60529, IP 66

Construction

- Formed 14 or 16 gauge 304 or 316 stainless steel.
- Continuously welded seams ground smooth.
- Door stiffeners are provided where required for increased strength and rigidity - designed to also permit additional mounting options.
- Formed lip on enclosure to exclude flowing liquids and contaminants.
- Door latches feature the added safety of quarter turn slot requiring use of tool for opening.
- Doors may be easily removed for modifications and are interchangeable.
- Seamless poured-in place gasket.
- Collar studs provided for mounting inner panel.
- Includes hardware kit with panel mounting nuts and sealing washers for wall mounting holes.
- Bonding stud provided on door and grounding stud installed in enclosure.
- Stainless steel 3 point latching handle (where applicable).
- Stainless steel hinge pins and quarter turns.
- Door alignment guide provided on 36" wide enclosures.

Finish

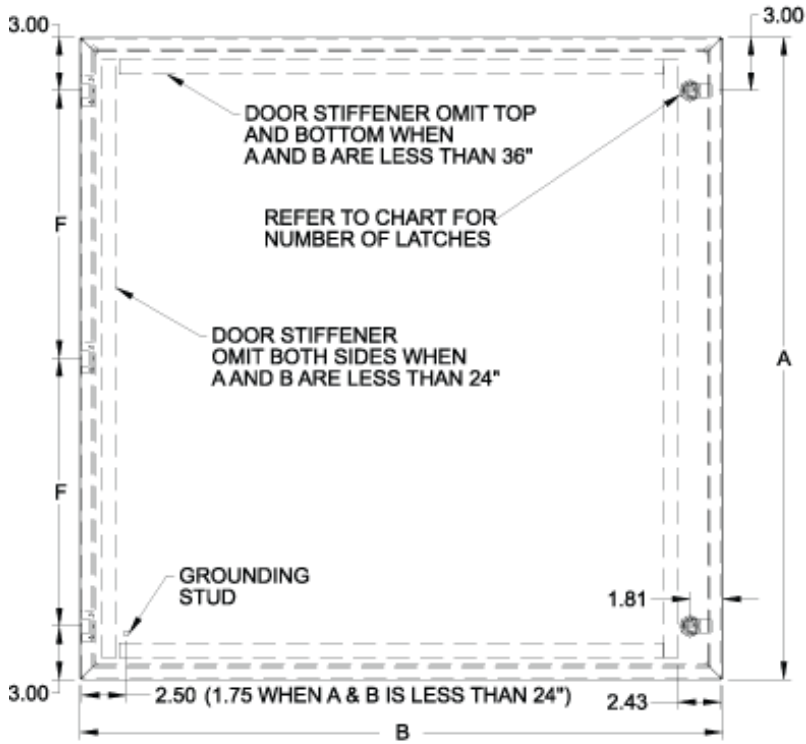
- Cover and enclosure are natural stainless steel with a smooth brushed finish.

Accessories

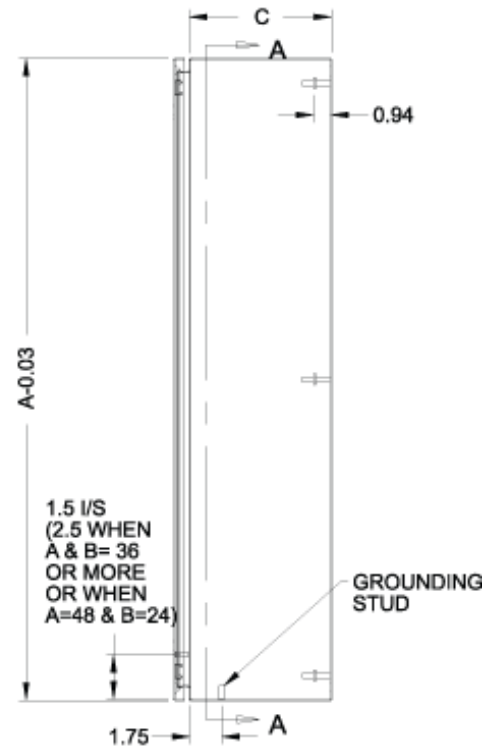
- Cooling Products
- Ventilation
- Blowers and Fans
- DIN Rails

- DIN Rail Mounting Kit
- Drip Shield Kit
- Heaters
- Inner Panels
- Literature Pocket
- Padlock Adaptor
- Swing Frame
- Replacement Hinge Pins
- Temperature Controls
- Type 4 Hardware Kits

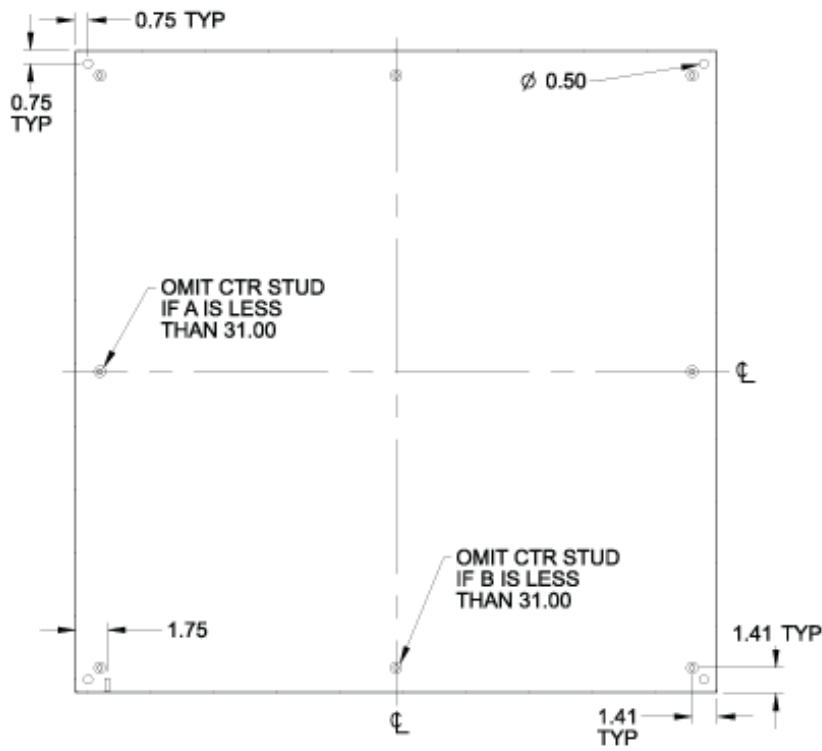
- Door Stop Kit
- Filtered Fans
- Handles
- Quarter Turn Inserts and Keys
- Mounting Foot Kit
- Swing Panel
- Rear Hole Plugs
- Quarter Turn Assemblies
- Touch-Up Spray Paint
- Ground Wire Kits



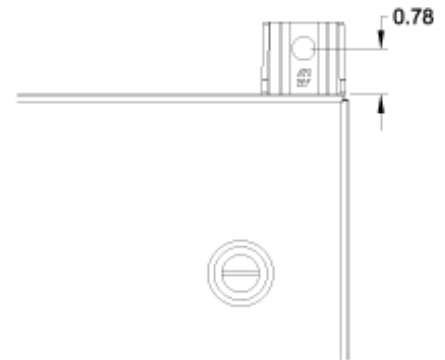
Front View



Side View



SECTION A-A



Mounting Foot Detail

| 304 S.S. Part No. | 316 S.S. Part No. | Overall Dimensions | | | Door/Body Latches | | | Opt. Panel Part No. | Panel Size | | | Ship Wt. (lbs) | |
|----------------------|----------------------|--------------------|-------|------|-------------------|-----|----------|---------------------|------------|-------|--------|----------------|----|
| | | A | B | C | Gauge | Qty | Type | | D | E | Hinges | | F |
| EN4SD12126SS | EN4SD12126S16 | 12.00 | 12.00 | 6.00 | 16 | 1 | Qtr Turn | EP1212 | 10.20 | 10.20 | 2 | 6.00 | 12 |
| EN4SD16126SS | EN4SD16126S16 | 16.00 | 12.00 | 6.00 | 16 | 1 | Qtr Turn | EP1612 | 14.20 | 10.20 | 2 | 10.00 | 16 |
| EN4SD16166SS | EN4SD16166S16 | 16.00 | 16.00 | 6.00 | 16 | 1 | Qtr Turn | EP1616 | 14.20 | 14.20 | 2 | 10.00 | 19 |

| 304 S.S. Part No. | 316 S.S. Part No. | Overall Dimensions | | | Door/Body Latches | | | Opt. Panel Part No. | Panel Size | | | | Ship Wt. (lbs) |
|----------------------|----------------------|-----------------------|-------|-------|-------------------|-----|-------------|---------------------------|------------|-------|--------|-------|----------------------|
| | | A | B | C | Gauge | Qty | Type | | D | E | Hinges | F | |
| EN4SD16206SS | - | 16.00 | 20.00 | 6.00 | 16 | 1 | Qtr Turn | EP1620 | 14.20 | 18.20 | 2 | 10.00 | 22 |
| EN4SD20166SS | EN4SD20166S16 | 20.00 | 16.00 | 6.00 | 16 | 1 | Qtr Turn | EP2016 | 18.20 | 14.20 | 2 | 14.00 | 22 |
| EN4SD20206SS | EN4SD20206S16 | 20.00 | 20.00 | 6.00 | 16 | 1 | Qtr Turn | EP2020 | 18.20 | 18.20 | 2 | 14.00 | 26 |
| EN4SD24206SS | - | 24.00 | 20.00 | 6.00 | 16 | 1 | Qtr Turn | EP2420 | 22.20 | 18.20 | 2 | 18.00 | 30 |
| EN4SD16128SS | EN4SD16128S16 | 16.00 | 12.00 | 8.00 | 16 | 1 | Qtr Turn | EP1612 | 14.20 | 10.20 | 2 | 10.00 | 16 |
| EN4SD16168SS | EN4SD16168S16 | 16.00 | 16.00 | 8.00 | 16 | 1 | Qtr Turn | EP1616 | 14.20 | 14.20 | 2 | 10.00 | 21 |
| EN4SD16208SS | EN4SD16208S16 | 16.00 | 20.00 | 8.00 | 16 | 1 | Qtr Turn | EP1620 | 14.20 | 18.20 | 2 | 10.00 | 25 |
| EN4SD20168SS | EN4SD20168S16 | 20.00 | 16.00 | 8.00 | 16 | 1 | Qtr Turn | EP2016 | 18.20 | 14.20 | 2 | 14.00 | 25 |
| EN4SD20208SS | EN4SD20208S16 | 20.00 | 20.00 | 8.00 | 16 | 1 | Qtr Turn | EP2020 | 18.20 | 18.20 | 2 | 14.00 | 28 |
| EN4SD20248SS | - | 20.00 | 24.00 | 8.00 | 16 | 1 | Qtr Turn | EP2024 | 18.20 | 22.20 | 2 | 14.00 | 32 |
| EN4SD24168SS | EN4SD24168S16 | 24.00 | 16.00 | 8.00 | 16 | 1 | Qtr Turn | EP2416 | 22.20 | 14.20 | 2 | 18.00 | 26 |
| EN4SD24208SS | EN4SD24208S16 | 24.00 | 20.00 | 8.00 | 16 | 1 | Qtr Turn | EP2420 | 22.20 | 18.20 | 2 | 18.00 | 32 |
| EN4SD24248SS | EN4SD24248S16 | 24.00 | 24.00 | 8.00 | 14 | 2 | Qtr Turn | EP2424 | 22.20 | 22.20 | 2 | 18.00 | 40 |
| EN4SD24308SS | - | 24.00 | 30.00 | 8.00 | 14 | 2 | Qtr Turn | EP2430 | 22.20 | 28.20 | 2 | 18.00 | 48 |
| EN4SD30208SS | - | 30.00 | 20.00 | 8.00 | 14 | 2 | Qtr Turn | EP3020 | 28.20 | 18.20 | 3 | 12.00 | 42 |
| EN4SD30248SS | EN4SD30248S16 | 30.00 | 24.00 | 8.00 | 14 | 2 | Qtr Turn | EP3024 | 28.20 | 22.20 | 3 | 12.00 | 46 |
| EN4SD30308SS | EN4SD30308S16 | 30.00 | 30.00 | 8.00 | 14 | 2 | Qtr Turn | EP3030 | 28.20 | 28.20 | 3 | 12.00 | 67 |
| EN4SD36248SS | EN4SD36248S16 | 36.00 | 24.00 | 8.00 | 14 | 2 | Qtr Turn | EP3624 | 34.20 | 22.20 | 3 | 15.00 | 55 |
| EN4SD36308SS | EN4SD36308S16 | 36.00 | 30.00 | 8.00 | 14 | 2 | Qtr Turn | EP3630 | 34.20 | 28.20 | 3 | 15.00 | 77 |
| EN4SD42368SSR | - | 42.00 | 36.00 | 8.00 | 14 | 5 | Qtr Turn | EP4236 | 40.20 | 34.20 | 4 | 12.00 | 106 |
| EN4SD48368SSR | - | 48.00 | 36.00 | 8.00 | 14 | 5 | Qtr Turn | EP4836 | 46.20 | 34.20 | 4 | 14.00 | 124 |
| EN4SD161210SS | EN4SD161210S16 | 16.00 | 12.00 | 10.00 | 16 | 1 | Qtr Turn | EP1612 | 14.20 | 10.20 | 2 | 10.00 | 18 |
| EN4SD161610SS | EN4SD161610S16 | 16.00 | 16.00 | 10.00 | 16 | 1 | Qtr Turn | EP1616 | 14.20 | 14.20 | 2 | 10.00 | 23 |
| EN4SD162010SS | EN4SD162010S16 | 16.00 | 20.00 | 10.00 | 16 | 1 | Qtr Turn | EP1620 | 14.20 | 18.20 | 2 | 10.00 | 28 |
| EN4SD201610SS | EN4SD201610S16 | 20.00 | 16.00 | 10.00 | 16 | 1 | Qtr Turn | EP2016 | 18.20 | 14.20 | 2 | 14.00 | 28 |
| EN4SD202010SS | EN4SD202010S16 | 20.00 | 20.00 | 10.00 | 16 | 1 | Qtr Turn | EP2020 | 18.20 | 18.20 | 2 | 14.00 | 31 |
| EN4SD202410SS | EN4SD202410S16 | 20.00 | 24.00 | 10.00 | 16 | 1 | Qtr Turn | EP2024 | 18.20 | 22.20 | 2 | 14.00 | 38 |
| EN4SD241610SS | EN4SD241610S16 | 24.00 | 16.00 | 10.00 | 16 | 1 | Qtr Turn | EP2416 | 22.20 | 14.20 | 2 | 18.00 | 30 |

| 304 S.S. Part No. | 316 S.S. Part No. | Overall Dimensions | | | Door/Body Latches | | | Opt. Panel Part No. | Panel Size | | | | Ship Wt. (lbs) |
|----------------------|----------------------|-----------------------|-------|-------|-------------------|-----|-------------|---------------------------|------------|-------|--------|-------|----------------------|
| | | A | B | C | Gauge | Qty | Type | | D | E | Hinges | F | |
| EN4SD242010SS | EN4SD242010S16 | 24.00 | 20.00 | 10.00 | 16 | 1 | Qtr Turn | EP2420 | 22.20 | 18.20 | 2 | 18.00 | 38 |
| EN4SD242410SS | EN4SD242410S16 | 24.00 | 24.00 | 10.00 | 14 | 2 | Qtr Turn | EP2424 | 22.20 | 22.20 | 2 | 18.00 | 45 |
| EN4SD243010SS | EN4SD243010S16 | 24.00 | 30.00 | 10.00 | 14 | 2 | Qtr Turn | EP2430 | 22.20 | 28.20 | 2 | 18.00 | 53 |
| EN4SD302010SS | EN4SD302010S16 | 30.00 | 20.00 | 10.00 | 14 | 2 | Qtr Turn | EP3020 | 28.20 | 18.20 | 3 | 12.00 | 47 |
| EN4SD302410SS | EN4SD302410S16 | 30.00 | 24.00 | 10.00 | 14 | 2 | Qtr Turn | EP3024 | 28.20 | 22.20 | 3 | 12.00 | 53 |
| EN4SD303010SS | EN4SD303010S16 | 30.00 | 30.00 | 10.00 | 14 | 2 | Qtr Turn | EP3030 | 28.20 | 28.20 | 3 | 12.00 | 75 |
| EN4SD303012SS | | 30.00 | 30.00 | 12.00 | 14 | 2 | Qtr Turn | EP3030 | 28.20 | 28.20 | 3 | 12.00 | 87 |
| EN4SD362410SS | EN4SD362410S16 | 36.00 | 24.00 | 10.00 | 14 | 2 | Qtr Turn | EP3624 | 34.20 | 22.20 | 3 | 15.00 | 62 |
| EN4SD363010SS | EN4SD363010S16 | 36.00 | 30.00 | 10.00 | 14 | 2 | Qtr Turn | EP3630 | 34.20 | 28.20 | 3 | 15.00 | 83 |
| EN4SD363610SSR | EN4SD363610S16R | 36.00 | 36.00 | 10.00 | 14 | 4 | Qtr Turn | EP3636 | 34.20 | 34.20 | 3 | 15.00 | 96 |
| EN4SD423010SSR | - | 42.00 | 30.00 | 10.00 | 14 | 5 | Qtr Turn | EP4230 | 40.20 | 28.20 | 4 | 12.00 | 110 |
| EN4SD423610SSR | EN4SD423610S16R | 42.00 | 36.00 | 10.00 | 14 | 5 | Qtr Turn | EP4236 | 40.20 | 34.20 | 4 | 12.00 | 116 |
| EN4SD482410SS | EN4SD482410S16 | 48.00 | 24.00 | 10.00 | 14 | 1 | 3-point | EP4824 | 46.20 | 26.20 | 4 | 14.00 | 95 |
| EN4SD483610SSR | EN4SD483610S16R | 48.00 | 36.00 | 10.00 | 14 | 5 | Qtr Turn | EP4836 | 46.20 | 34.20 | 4 | 14.00 | 130 |
| EN4SD603610SSR | EN4SD603610S16R | 60.00 | 36.00 | 10.00 | 14 | 5 | Qtr Turn | EP6036 | 58.20 | 34.20 | 4 | 14.00 | 150 |
| EN4SD202012SS | EN4SD202012S16 | 20.00 | 20.00 | 12.00 | 16 | 1 | Qtr Turn | EP2020 | 18.20 | 18.20 | 2 | 14.00 | 34 |
| EN4SD242412SS | EN4SD242412S16 | 24.00 | 24.00 | 12.00 | 14 | 2 | Qtr Turn | EP2424 | 22.20 | 22.20 | 2 | 18.00 | 47 |
| EN4SD302412SS | EN4SD302412S16 | 30.00 | 24.00 | 12.00 | 14 | 2 | Qtr Turn | EP3024 | 28.20 | 22.20 | 3 | 12.00 | 57 |
| EN4SD362412SS | EN4SD362412S16 | 36.00 | 24.00 | 12.00 | 14 | 2 | Qtr Turn | EP3624 | 34.20 | 22.20 | 3 | 15.00 | 62 |
| EN4SD363012SS | EN4SD363012S16 | 36.00 | 30.00 | 12.00 | 14 | 2 | Qtr Turn | EP3630 | 34.20 | 28.20 | 3 | 15.00 | 95 |
| EN4SD363612SSR | EN4SD363612S16R | 36.00 | 36.00 | 12.00 | 14 | 4 | Qtr Turn | EP3636 | 34.20 | 34.20 | 3 | 15.00 | 104 |
| EN4SD423612SSR | EN4SD423612S16R | 42.00 | 36.00 | 12.00 | 14 | 5 | Qtr Turn | EP4236 | 40.20 | 34.20 | 4 | 12.00 | 121 |
| EN4SD483612SSR | EN4SD483612S16R | 48.00 | 36.00 | 12.00 | 14 | 5 | Qtr Turn | EP4836 | 46.20 | 34.20 | 4 | 14.00 | 148 |
| EN4SD603612SSR | EN4SD603612S16R | 60.00 | 36.00 | 12.00 | 14 | 5 | Qtr Turn | EP6036 | 58.20 | 34.20 | 4 | 18.00 | 162 |
| EN4SD723612SSR | EN4SD723612S16R | 72.00 | 36.00 | 12.00 | 14 | 7 | Qtr Turn | EP7236 | 70.20 | 34.20 | 5 | 16.50 | 194 |
| EN4SD302416SS | - | 30.00 | 24.00 | 16.00 | 14 | 2 | Qtr Turn | EP3024 | 28.20 | 22.20 | 3 | 12.00 | 60 |
| EN4SD363016SS | - | 36.00 | 30.00 | 16.00 | 14 | 2 | Qtr Turn | EP3630 | 34.20 | 28.20 | 3 | 15.00 | 89 |
| EN4SD483616SSR | EN4SD483616S16R | 48.00 | 36.00 | 16.00 | 14 | 5 | Qtr Turn | EP4836 | 46.20 | 34.20 | 4 | 14.00 | 135 |

