


ANGELINA-S

~20° spot beam

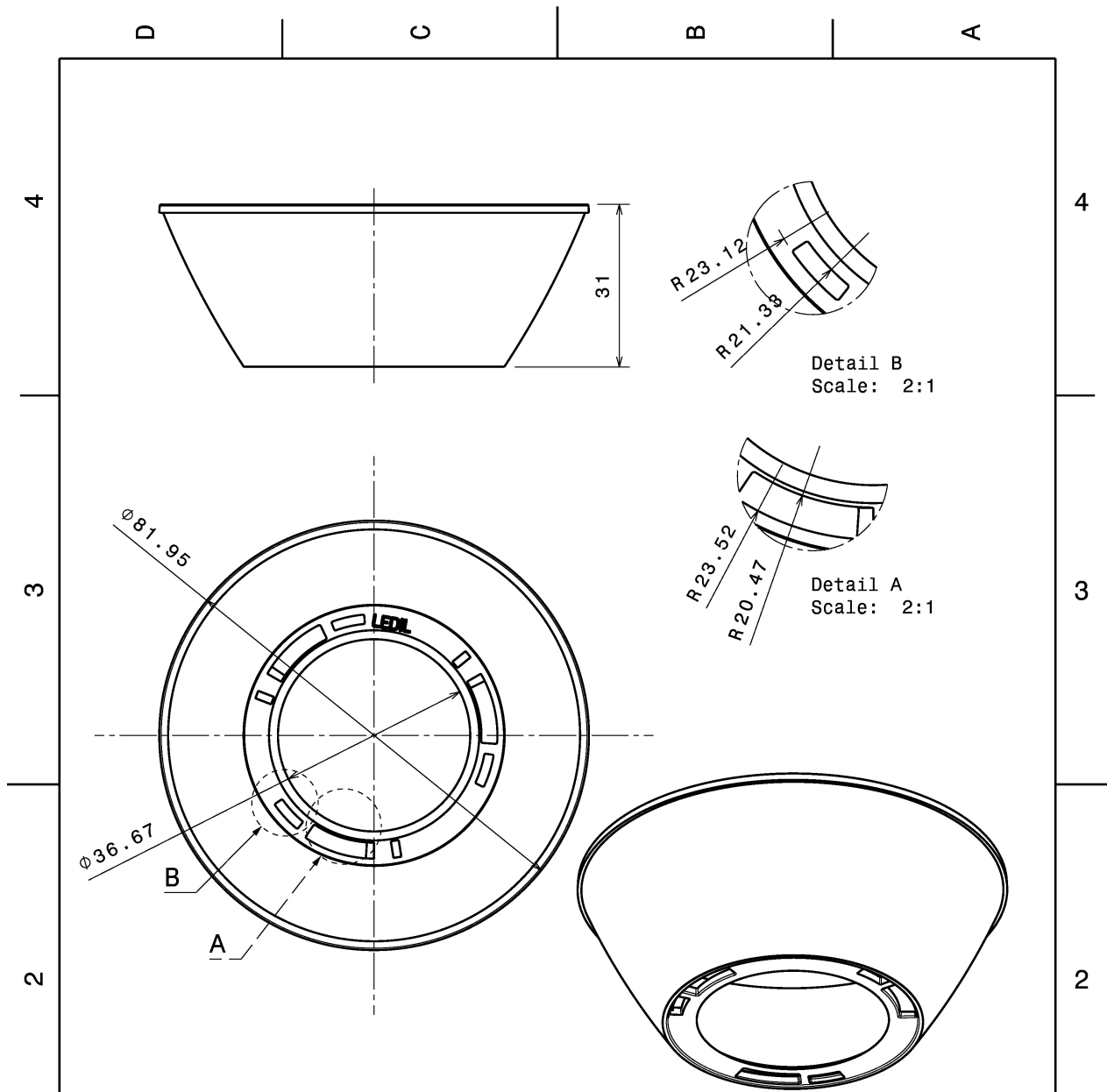
TECHNICAL SPECIFICATIONS:

Dimensions	Ø 82.0 mm
Height	31 mm
Fastening	socket
Colour	metal
Box size	480 x 280 x 300 mm
Box weight	12.7 kg
Quantity in Box	900 pcs
ROHS compliant	yes ⓘ



MATERIAL SPECIFICATIONS:

Component	Type	Material	Colour	Coating
ANGELINA-S	Reflector	PC	metal	HMDS



INDEX	PART NO	DESCRIPTION	MATERIAL	COLOUR
1		ANGELINA	PC	metal

Tolerances if not otherwise shown
According to DIN ISO 2768-1
Linear measures:
Up to 30mm class M, otherwise class C.
According to DIN ISO 2768-2
Form and position: class L



Ledil Oy
Salorankatu 10
FIN 24240 SALO
Finland

THIRD ANGLE PROJECTION:



DRAWING TITLE

ANGELINA series Reflector

This drawing is the property of LEDiL Oy. It may not be reproduced, copied or communicated without a written agreement with LEDiL Oy."

SIZE PART NUMBER

A4


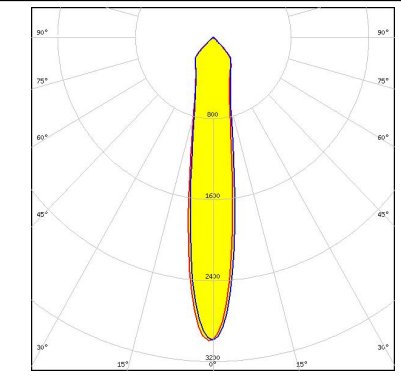

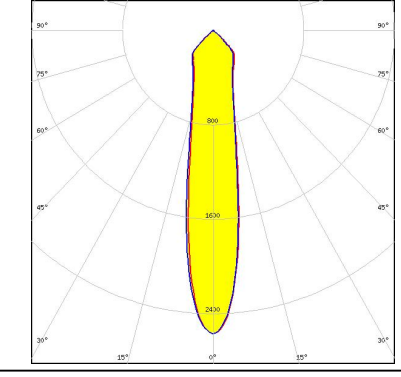



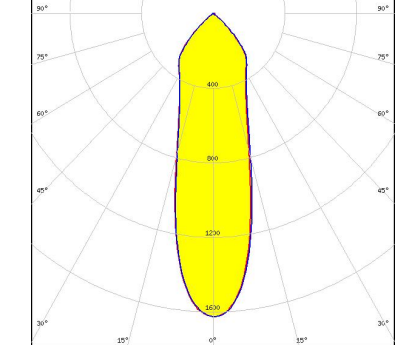
-

SCALE 1:1 WEIGHT


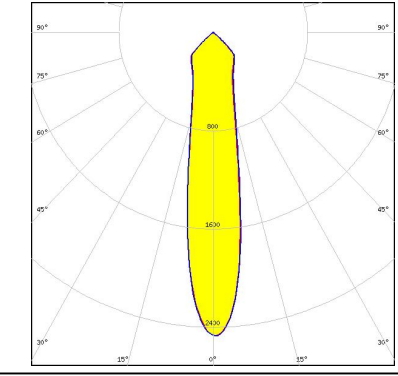

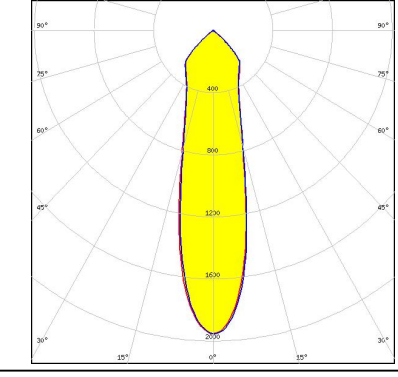

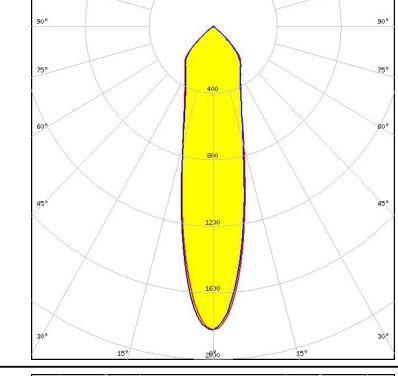

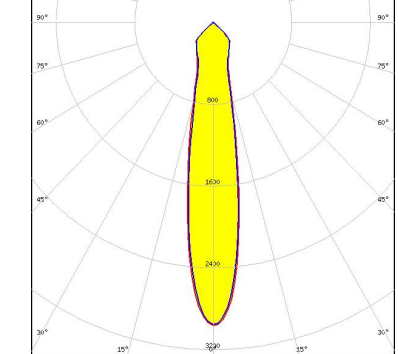
-

SHEET 1/1


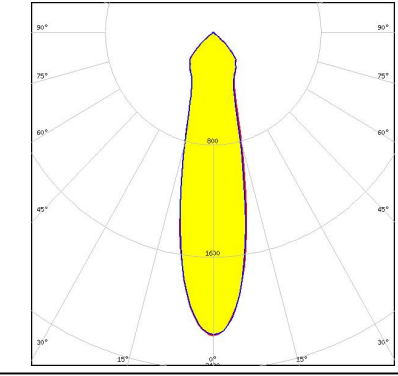

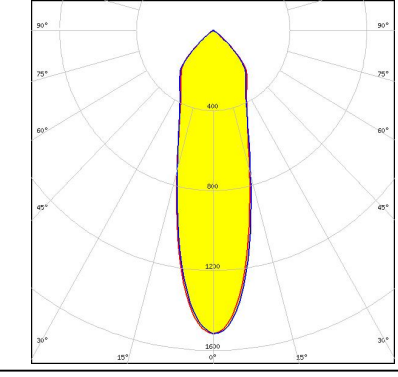

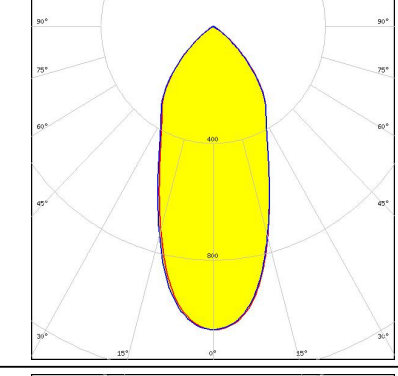

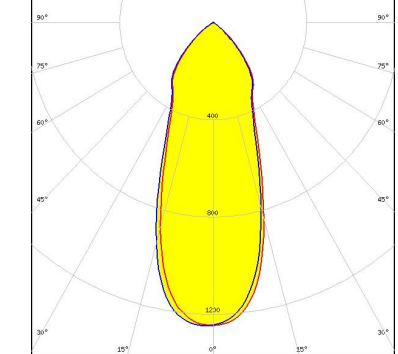
PHOTOMETRIC DATA (MEASURED):

<p>bridgelux.</p> <p>LED BXRA ES Rectangle</p> <p>FWHM 17.0°</p> <p>Efficiency 94 %</p> <p>Peak intensity 3.000 cd/lm</p> <p>Required components: IDEAL: 50-2100BL + 50-2100AN</p>		
<p>bridgelux.</p> <p>LED V13 Gen7</p> <p>FWHM 20.0°</p> <p>Efficiency 94 %</p> <p>Peak intensity 2.600 cd/lm</p> <p>Required components: TE: 2213254-2 + OPTIC CLIP Z50 TYPE1 2213194-1</p>		
<p>bridgelux.</p> <p>LED V15 Gen6</p> <p>FWHM 23.0°</p> <p>Efficiency 88 %</p> <p>Peak intensity 2.400 cd/lm</p> <p>Required components: C13658_CLAMP-VERO13-18 Bender Wirth: 456 Typ L2</p>		
<p>bridgelux.</p> <p>LED V22 Gen6</p> <p>FWHM 29.0°</p> <p>Efficiency 92 %</p> <p>Peak intensity 1.600 cd/lm</p> <p>Required components: IDEAL: 50-2204-CT + 50-2100AN</p>		

PHOTOMETRIC DATA (MEASURED):

<p>bridgelux.</p> <p>LED Vero SE 13</p> <p>FWHM 20.0°</p> <p>Efficiency 94 %</p> <p>Peak intensity 2.500 cd/lm</p> <p>Required components:</p> <p> C16402_CLAMP-VEROSE-13-18</p>		
<p>bridgelux.</p> <p>LED Vero SE 18</p> <p>FWHM 26.0°</p> <p>Efficiency 94 %</p> <p>Peak intensity 2.000 cd/lm</p> <p>Required components:</p> <p> C16402_CLAMP-VEROSE-13-18</p>		
<p>bridgelux.</p> <p>LED VERO13</p> <p>FWHM 25.0°</p> <p>Efficiency 88 %</p> <p>Peak intensity 1.820 cd/lm</p> <p>Required components:</p> <p> C13658_CLAMP-VERO13-18</p> <p> F13671_ANGE-RZ-LENS</p>		
<p>bridgelux.</p> <p>LED VERO13</p> <p>FWHM 20.0°</p> <p>Efficiency 93 %</p> <p>Peak intensity 3.000 cd/lm</p> <p>Required components:</p> <p> C13658_CLAMP-VERO13-18</p>		

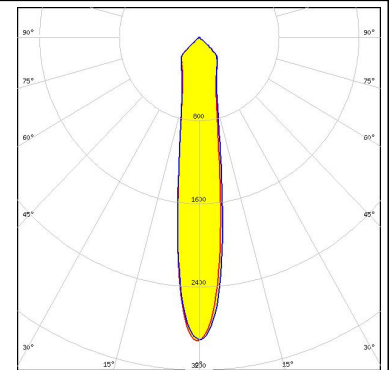
PHOTOMETRIC DATA (MEASURED):

<p>bridgelux.</p> <p>LED VERO18</p> <p>FWHM 25.0°</p> <p>Efficiency 92 %</p> <p>Peak intensity 2.200 cd/lm</p> <p>Required components: C13658_CLAMP-VERO13-18</p>		
<p>bridgelux.</p> <p>LED VERO18</p> <p>FWHM 29.0°</p> <p>Efficiency 89 %</p> <p>Peak intensity 1.520 cd/lm</p> <p>Required components: C13658_CLAMP-VERO13-18 F13671_ANGE-RZ-LENS</p>		
<p>bridgelux.</p> <p>LED VERO29</p> <p>FWHM 44.0°</p> <p>Efficiency 89 %</p> <p>Peak intensity 1.040 cd/lm</p> <p>Required components: C13584_CLAMP-VERO29 F13671_ANGE-RZ-LENS</p>		
<p>bridgelux.</p> <p>LED VERO29</p> <p>FWHM 39.0°</p> <p>Efficiency 90 %</p> <p>Peak intensity 1.200 cd/lm</p> <p>Required components: C13584_CLAMP-VERO29</p>		

PHOTOMETRIC DATA (MEASURED):

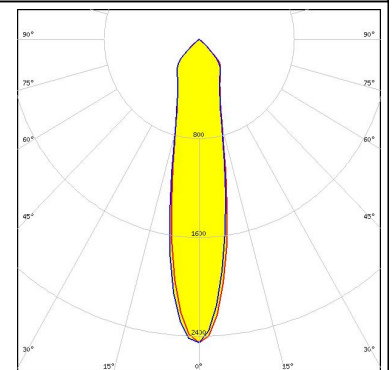

CITIZEN

LED CLL02x/CLU02x (LES10)
 FWHM 17.0°
 Efficiency 93 %
 Peak intensity 2.900 cd/lm
 Required components:
 C13658_CLAMP-VERO13-18
 Bender Wirth: 434 Typ L1



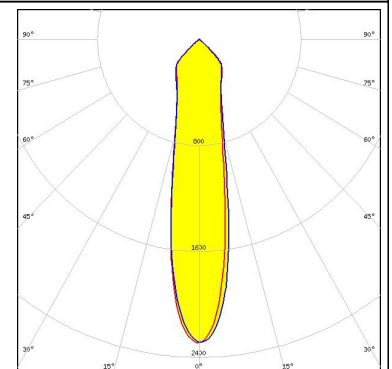

CITIZEN

LED CLL03x/CLU03x
 FWHM 22.0°
 Efficiency 94 %
 Peak intensity 2.450 cd/lm
 Required components:
 TE: 2213254-2 + OPTIC CLIP Z50 TYPE1 2213194-1



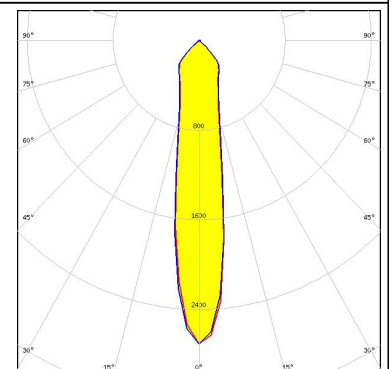

CITIZEN

LED CLL03x/CLU03x
 FWHM 21.0°
 Efficiency 92 %
 Peak intensity 2.300 cd/lm
 Required components:
 C13658_CLAMP-VERO13-18
 Bender Wirth: 433 Typ L1



CITIZEN

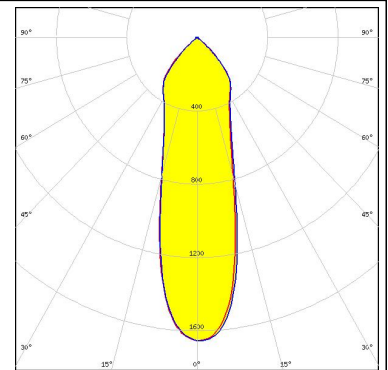

LED CLL03x/CLU03x
 FWHM 19.0°
 Efficiency 94 %
 Peak intensity 2.710 cd/lm
 Required components:
 IDEAL: 50-2103CT + 50-2100AN



PHOTOMETRIC DATA (MEASURED):

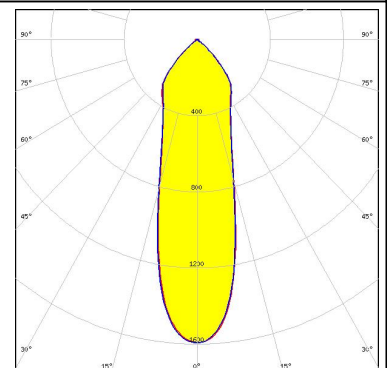

CITIZEN

LED CLL04x/CLU04x
FWHM 29.0°
Efficiency 93 %
Peak intensity 1.700 cd/lm
Required components:
C13584_CLAMP-VERO29
Bender Wirth: 431 Typ L3



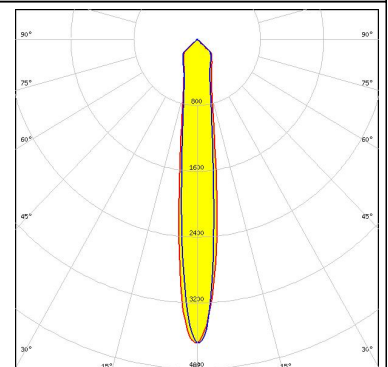

CITIZEN

LED CLL04x/CLU04x
FWHM 30.0°
Efficiency 92 %
Peak intensity 1.600 cd/lm
Required components:
IDEAL: 50-2204-CT + 50-2100AN



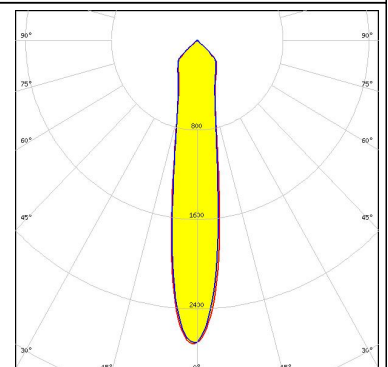
CITIZEN

LED CLU700/701
FWHM 14.0°
Efficiency 93 %
Peak intensity 3.700 cd/lm
Required components:
C13658_CLAMP-VERO13-18
Bender Wirth: 434 Typ L1



CITIZEN

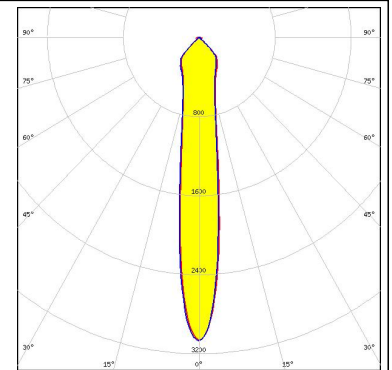
LED CLU720/721
FWHM 18.0°
Efficiency 92 %
Peak intensity 2.700 cd/lm
Required components:
C13658_CLAMP-VERO13-18



PHOTOMETRIC DATA (MEASURED):

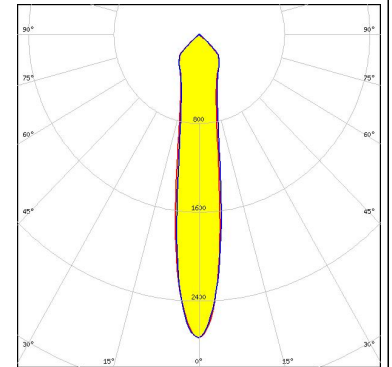

CITIZEN

LED CLU720/721
 FWHM 15.0°
 Efficiency 94 %
 Peak intensity 3.100 cd/lm
 Required components:
 IDEAL: 50-2103CT + 50-2100AN



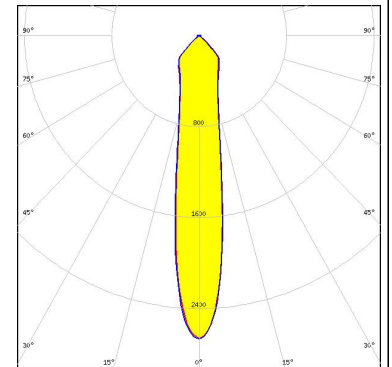

CITIZEN

LED CLU720/721
 FWHM 17.0°
 Efficiency 94 %
 Peak intensity 2.700 cd/lm
 Required components:
 TE: 2213254-2 + OPTIC CLIP Z50 TYPE1 2213194-1



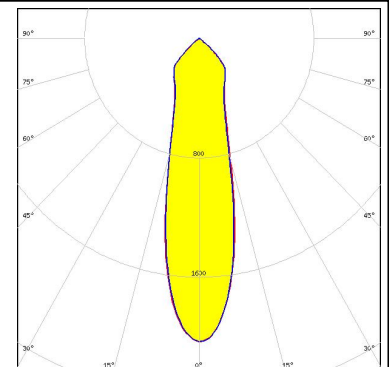

CITIZEN

LED CLU730/731
 FWHM 18.0°
 Efficiency 92 %
 Peak intensity 2.700 cd/lm
 Required components:
 IDEAL: 50-2204-CT + 50-2100AN



CREE

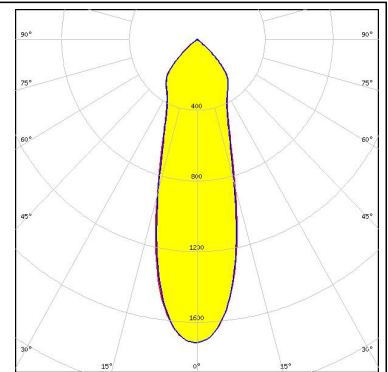
LED CMA2550
 FWHM 26.0°
 Efficiency 94 %
 Peak intensity 2.000 cd/lm
 Required components:
 C14036_CLAMP_CXA25-30



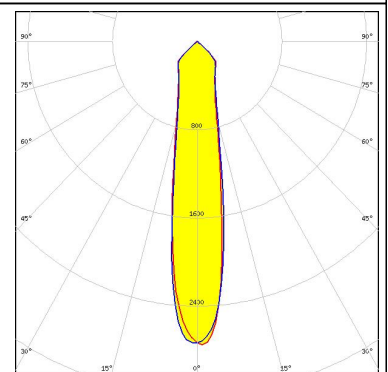
PHOTOMETRIC DATA (MEASURED):



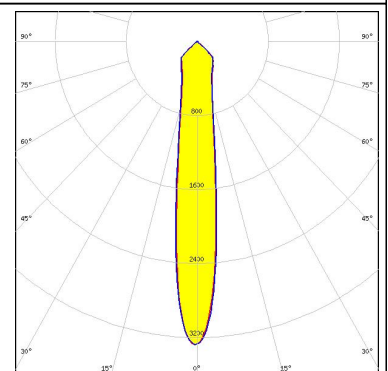

LED CMA3090
 FWHM 30.0°
 Efficiency 94 %
 Peak intensity 1.700 cd/lm
 Required components:
 C14036_CLAMP_CXA25-30



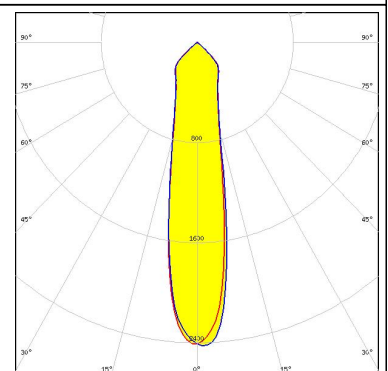
LED CXA/B 15xx
 FWHM 20.0°
 Efficiency 94 %
 Peak intensity 2.800 cd/lm
 Required components:
 C14123_CLAMP-CXA15-18



LED CXA/B 15xx
 FWHM 15.0°
 Efficiency 93 %
 Peak intensity 3.300 cd/lm
 Required components:
 C13658_CLAMP-VERO13-18
 Bender Wirth: 441 Typ L1



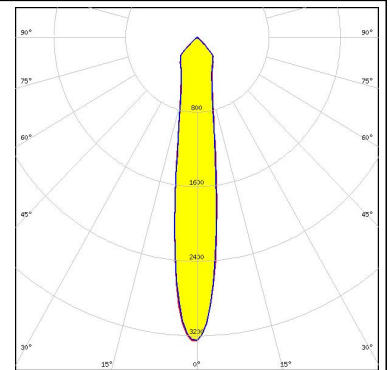
LED CXA/B 1816 & CXA/B 1820 & CXA 1850
 FWHM 22.0°
 Efficiency 94 %
 Peak intensity 2.400 cd/lm
 Required components:
 C14123_CLAMP-CXA15-18



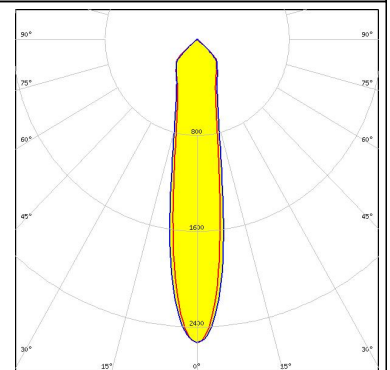

PHOTOMETRIC DATA (MEASURED):



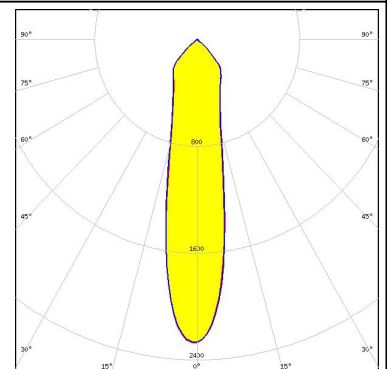

LED CXA/B 1816 & CXA/B 1820 & CXA 1850
 FWHM 16.0°
 Efficiency 94 %
 Peak intensity 3.290 cd/lm
 Required components:
 IDEAL: 50-2101CR + 50-2100AN



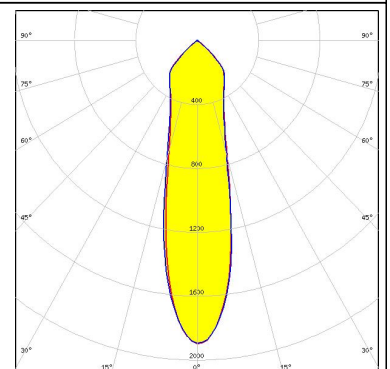

LED CXA/B 1816 & CXA/B 1820 & CXA 1850
 FWHM 19.0°
 Efficiency 93 %
 Peak intensity 2.500 cd/lm
 Required components:
 C13658_CLAMP-VERO13-18
 Bender Wirth: 437 Typ L1



LED CXA/B 25xx
 FWHM 22.0°
 Efficiency 94 %
 Peak intensity 2.280 cd/lm
 Required components:
 IDEAL: 50-2102CR + 50-2100AN



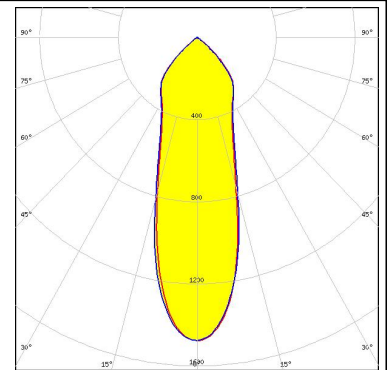

LED CXA/B 25xx
 FWHM 25.0°
 Efficiency 93 %
 Peak intensity 1.900 cd/lm
 Required components:
 C14036_CLAMP_CXA25-30



PHOTOMETRIC DATA (MEASURED):

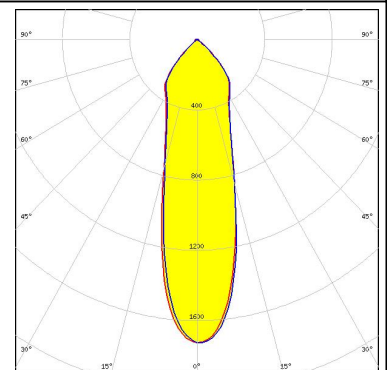

CREE 

LED CXA/B 30xx
 FWHM 32.0°
 Efficiency 92 %
 Peak intensity 1.500 cd/lm
 Required components:
 C14036_CLAMP_CXA25-30



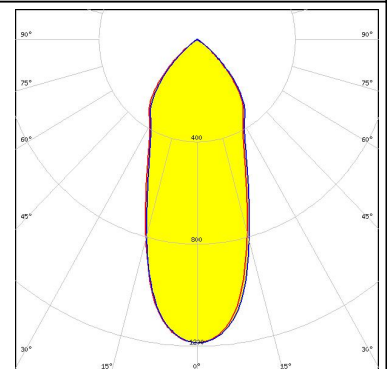

CREE 

LED CXA/B 30xx
 FWHM 28.0°
 Efficiency 94 %
 Peak intensity 1.730 cd/lm
 Required components:
 IDEAL: 50-2234C + 50-2100AN




CREE 

LED CXA/B 3590
 FWHM 40.0°
 Efficiency 93 %
 Peak intensity 1.190 cd/lm
 Required components:
 IDEAL: 50-2303CR + 50-2300AN



EVERLIGHT


LED CHI3030 19W
 FWHM 29.0°
 Efficiency 88 %
 Peak intensity 1.500 cd/lm
 Required components:
 C13584_CLAMP-VERO29
 F13671_ANGE-RZ-LENS
 Bender Wirth: 468 Typ L3



PHOTOMETRIC DATA (MEASURED):

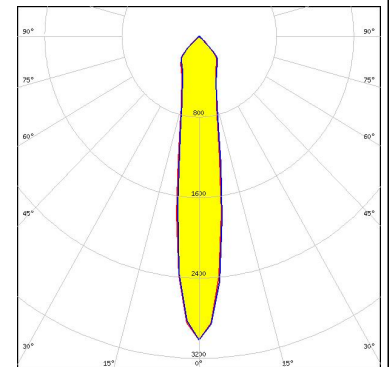

EVERLIGHT

LED CHI3030 29W
 FWHM 39.0°
 Efficiency 88 %
 Peak intensity 1.300 cd/lm
 Required components:
 C13584_CLAMP-VERO29
 F13671_ANGE-RZ-LENS
 Bender Wirth: 468 Typ L3



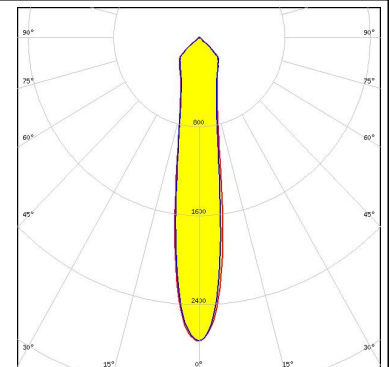

LG Innotek

LED COB 10W/13W/17W/24W
 FWHM 17.0°
 Efficiency 94 %
 Peak intensity 3.020 cd/lm
 Required components:
 IDEAL: 50-2100LG + 50-2100AN



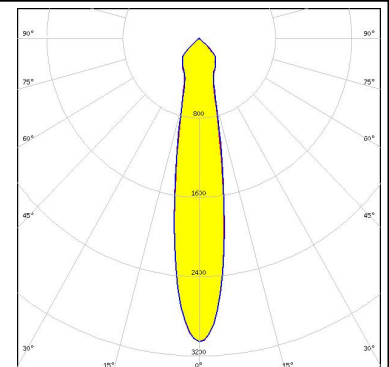
LUMILEDS

LED LUXEON CoB 1202/1203
 FWHM 18.0°
 Efficiency 93 %
 Peak intensity 2.800 cd/lm
 Required components:
 C13658_CLAMP-VERO13-18
 Bender Wirth: 438 Typ L1



LUMILEDS

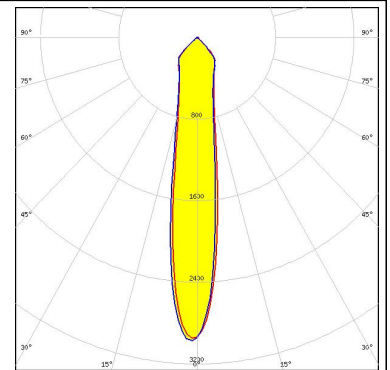

LED LUXEON CoB 1204/1205
 FWHM 19.0°
 Efficiency 94 %
 Peak intensity 3.100 cd/lm
 Required components:
 TE: 2213130-2 + OPTIC CLIP Z50 TYPE1 2213194-1



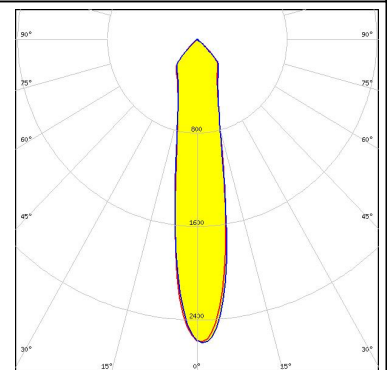

PHOTOMETRIC DATA (MEASURED):



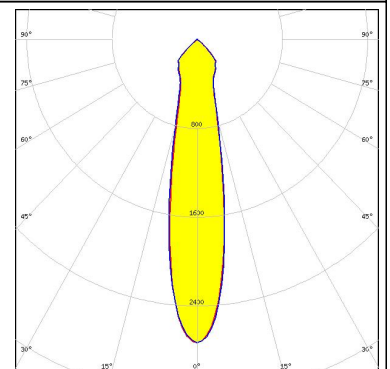
LED LUXEON CoB 1204/1205
 FWHM 17.0°
 Efficiency 94 %
 Peak intensity 2.980 cd/lm
 Required components:
 IDEAL: 50-2100SH + 50-2100AN



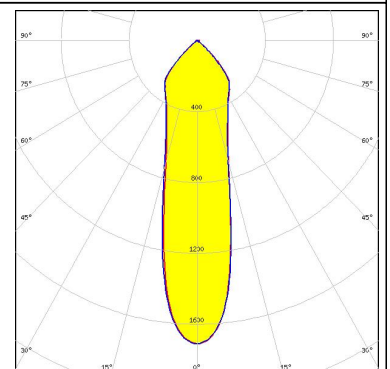

LED LUXEON CoB 1208
 FWHM 20.0°
 Efficiency 94 %
 Peak intensity 2.610 cd/lm
 Required components:
 IDEAL: 50-2100SH + 50-2100AN



LED LUXEON CoB 1208
 FWHM 21.0°
 Efficiency 93 %
 Peak intensity 2.700 cd/lm
 Required components:
 TE: 2213130-2 + OPTIC CLIP Z50 TYPE1 2213194-1



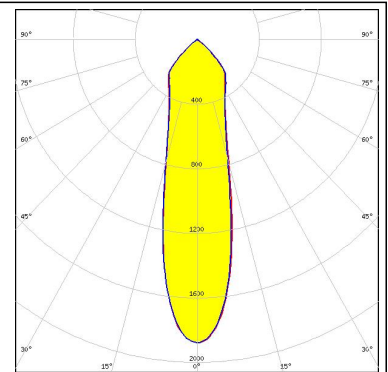

LED LUXEON CoB 1211
 FWHM 26.0°
 Efficiency 91 %
 Peak intensity 1.700 cd/lm
 Required components:
 IDEAL: 50-2204-CT + 50-2100AN



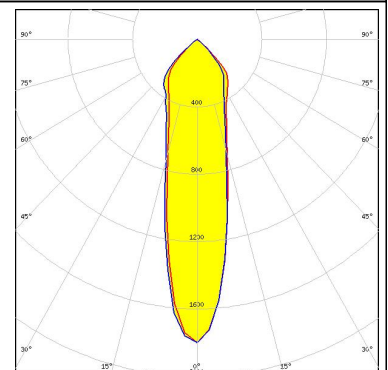

PHOTOMETRIC DATA (MEASURED):



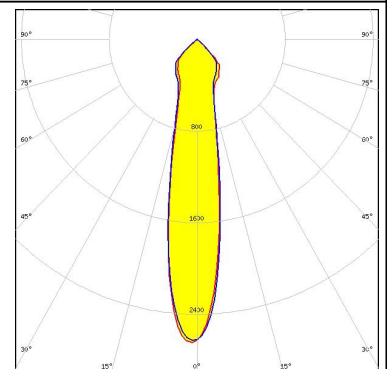
LED LUXEON CoB 1211
 FWHM 26.0°
 Efficiency 94 %
 Peak intensity 1.900 cd/lm
 Required components:
 C13584_CLAMP-VERO29
 Bender Wirth: 431 Typ L3



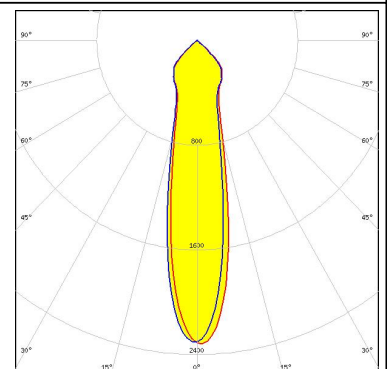

LED LUXEON K12
 FWHM 25.0°
 Efficiency 89 %
 Peak intensity 1.800 cd/lm
 Required components:
 F13671_ANGE-RZ-LENS
 TE: 2213134-2 + OPTIC CLIP Z50 TYPE1 2213194-1



LED LUXEON K12
 FWHM 20.0°
 Efficiency 94 %
 Peak intensity 2.660 cd/lm
 Required components:
 TE: 2213134-2 + OPTIC CLIP Z50 TYPE1 2213194-1



LED LUXEON K16
 FWHM 22.0°
 Efficiency 94 %
 Peak intensity 2.320 cd/lm
 Required components:
 TE: 2213134-2 + OPTIC CLIP Z50 TYPE1 2213194-1



PHOTOMETRIC DATA (MEASURED):

LUMILEDS

LED LUXEON K16

FWHM 26.0°

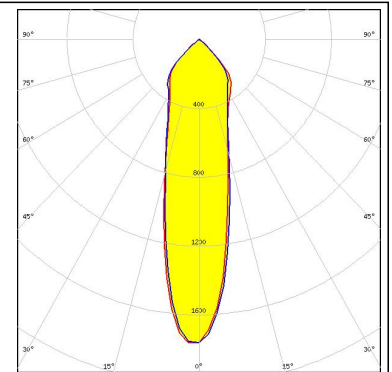

Efficiency 89 %

Peak intensity 1.800 cd/lm

Required components:

F13671_ANGE-RZ-LENS

TE: 2213134-2 + OPTIC CLIP Z50 TYPE1 2213194-1



LUMILEDS

LED LUXEON S2000

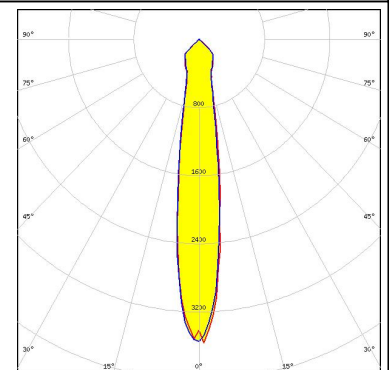
FWHM 17.0°

Efficiency 93 %

Peak intensity 3.600 cd/lm

Required components:

C13395_CLAMP-S2000



LUMILEDS

LED LUXEON S3000

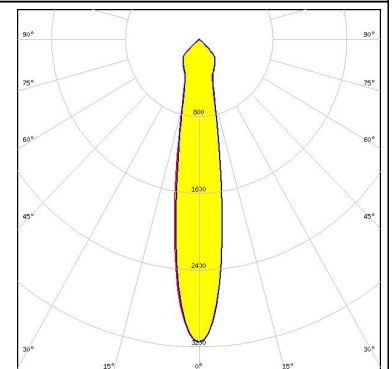

FWHM 18.0°

Efficiency 92 %

Peak intensity 3.200 cd/lm

Required components:

C13397_CLAMP-S3000



LUMILEDS

LED LUXEON S5000

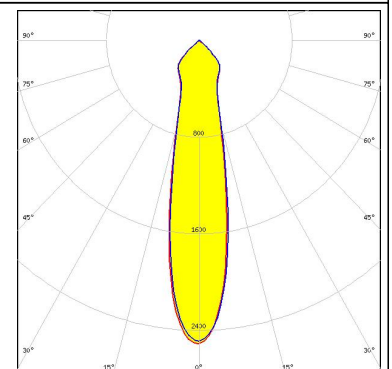
FWHM 22.0°

Efficiency 93 %


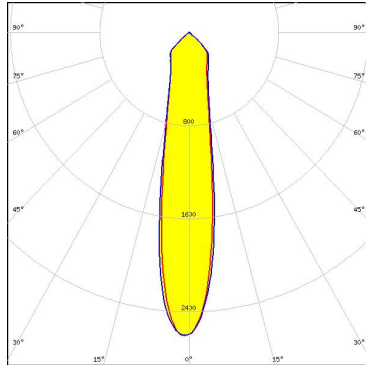

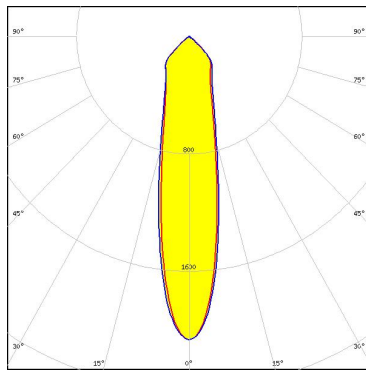

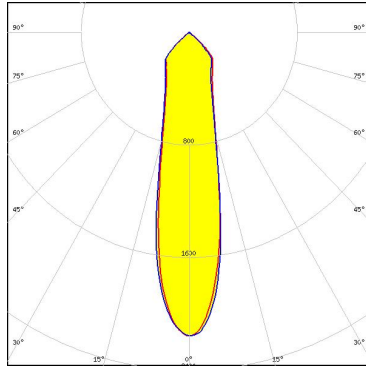

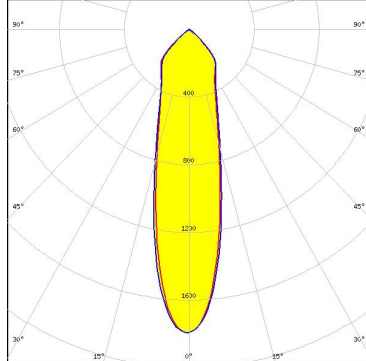
Peak intensity 2.500 cd/lm

Required components:


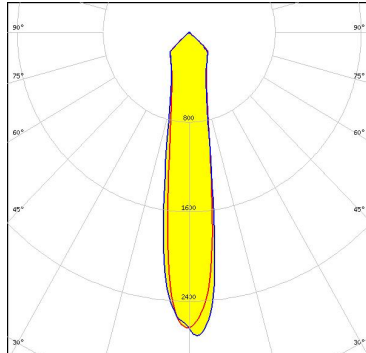

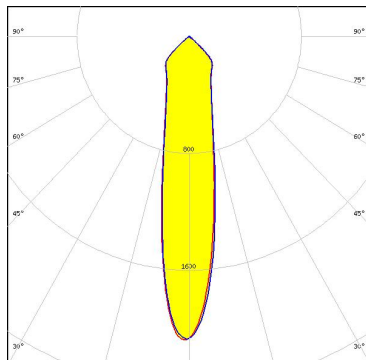

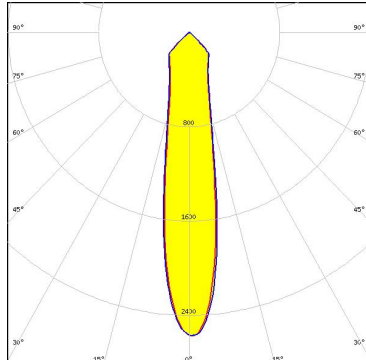

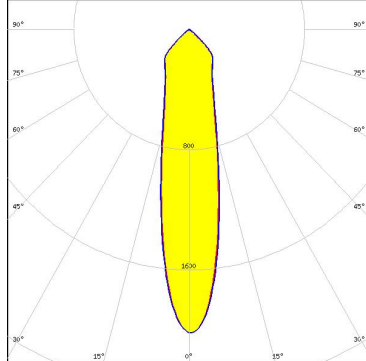
C13399_CLAMP-S5000



PHOTOMETRIC DATA (MEASURED):

<p>LUMINUS</p> <p>LED CDM-14 (Dim-To-Warm)</p> <p>FWHM 20.0°</p> <p>Efficiency 93 %</p> <p>Peak intensity 2.600 cd/lm</p> <p>Required components: C13658_CLAMP-VERO13-18 Bender Wirth: 491 Typ L2</p>		
<p>LUMINUS</p> <p>LED CDM-14 (Dim-To-Warm)</p> <p>FWHM 23.0°</p> <p>Efficiency 89 %</p> <p>Peak intensity 2.100 cd/lm</p> <p>Required components: C13658_CLAMP-VERO13-18 F13671_ANGE-RZ-LENS Bender Wirth: 491 Typ L2</p>		
<p>LUMINUS</p> <p>LED CDM-18 (Dim-To-Warm)</p> <p>FWHM 24.0°</p> <p>Efficiency 93 %</p> <p>Peak intensity 2.200 cd/lm</p> <p>Required components: C13658_CLAMP-VERO13-18 Bender Wirth: 491 Typ L2</p>		
<p>LUMINUS</p> <p>LED CDM-18 (Dim-To-Warm)</p> <p>FWHM 26.0°</p> <p>Efficiency 89 %</p> <p>Peak intensity 1.800 cd/lm</p> <p>Required components: C13658_CLAMP-VERO13-18 F13671_ANGE-RZ-LENS Bender Wirth: 491 Typ L2</p>		

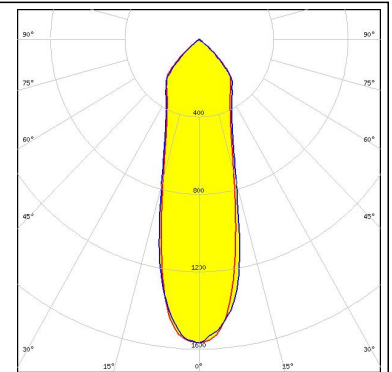

PHOTOMETRIC DATA (MEASURED):

<p>LUMINUS</p> <p>LED CDM-9 (Dim-To-Warm)</p> <p>FWHM 18.0°</p> <p>Efficiency 92 %</p> <p>Peak intensity 2.700 cd/lm</p> <p>Required components: C13658_CLAMP-VERO13-18 Bender Wirth: 490 Typ L1</p>		
<p>LUMINUS</p> <p>LED CDM-9 (Dim-To-Warm)</p> <p>FWHM 21.0°</p> <p>Efficiency 87 %</p> <p>Peak intensity 2.100 cd/lm</p> <p>Required components: C13658_CLAMP-VERO13-18 F13671_ANGE-RZ-LENS Bender Wirth: 490 Typ L1</p>		
<p>LUMINUS</p> <p>LED CTM-14 (Tunable White)</p> <p>FWHM 20.0°</p> <p>Efficiency 93 %</p> <p>Peak intensity 2.600 cd/lm</p> <p>Required components: C13584_CLAMP-VERO29 Bender Wirth: 442 Typ L3</p>		
<p>LUMINUS</p> <p>LED CTM-14 (Tunable White)</p> <p>FWHM 23.0°</p> <p>Efficiency 88 %</p> <p>Peak intensity 2.000 cd/lm</p> <p>Required components: C13584_CLAMP-VERO29 F13671_ANGE-RZ-LENS Bender Wirth: 442 Typ L3</p>		

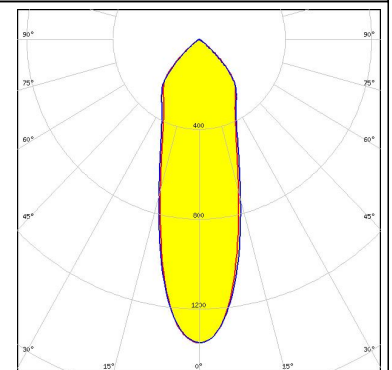

PHOTOMETRIC DATA (MEASURED):



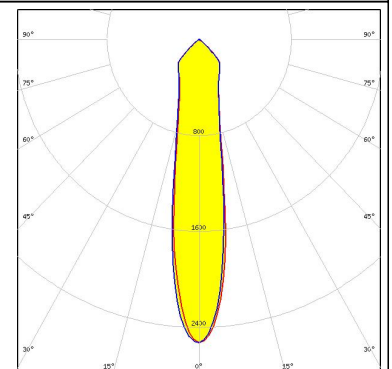

LED CTM-22 (Tunable White)
 FWHM 29.0°
 Efficiency 91 %
 Peak intensity 1.570 cd/lm
 Required components:
 C13584_CLAMP-VERO29
 Bender Wirth: 494 Typ L3



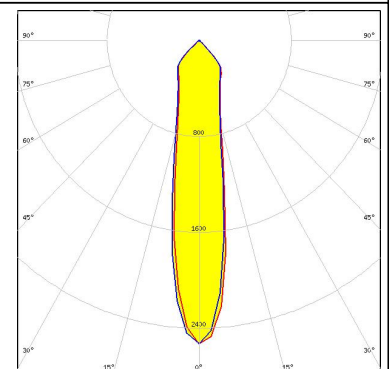

LED CTM-22 (Tunable White)
 FWHM 32.0°
 Efficiency 87 %
 Peak intensity 1.350 cd/lm
 Required components:
 C13584_CLAMP-VERO29
 F13671_ANGE-RZ-LENS
 Bender Wirth: 494 Typ L3



LED CXM-14
 FWHM 20.0°
 Efficiency 94 %
 Peak intensity 2.530 cd/lm
 Required components:
 TE: 2213254-2 + OPTIC CLIP Z50 TYPE1 2213194-1



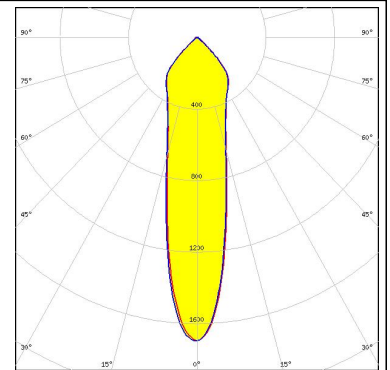
LED COB J-Type
 FWHM 20.0°
 Efficiency 94 %
 Peak intensity 2.530 cd/lm
 Required components:
 IDEAL: 50-2103NC + 50-2100AN



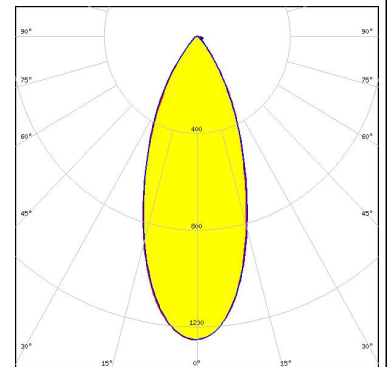

PHOTOMETRIC DATA (MEASURED):



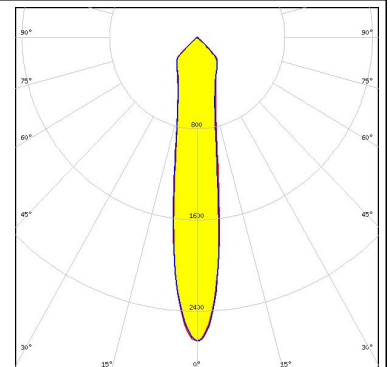
LED COB J-Type
 FWHM 24.0°
 Efficiency 87 %
 Peak intensity 1.700 cd/lm
 Required components:
 F13671_ANGE-RZ-LENS
 IDEAL: 50-2103NC + 50-2100AN



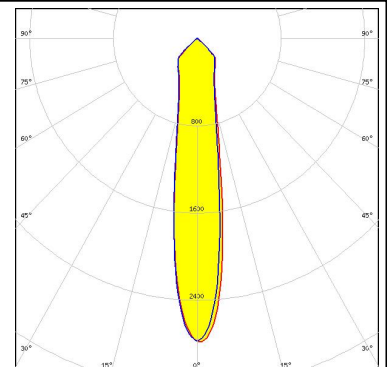

LED COB J-Type
 FWHM 22.0°
 Efficiency 93 %
 Peak intensity 2.300 cd/lm
 Required components:
 C13658_CLAMP-VERO13-18
 Bender Wirth: 463 Typ L2



LED COB L-Type (LES 11)
 FWHM 17.0°
 Efficiency 92 %
 Peak intensity 2.660 cd/lm
 Required components:
 TE: 2213382-2 + OPTIC CLIP Z50 TYPE1 2213194-1



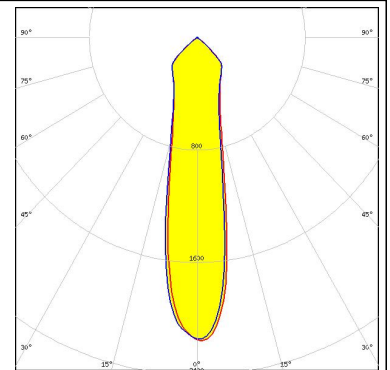
LED COB L-Type (LES 11)
 FWHM 18.0°
 Efficiency 93 %
 Peak intensity 2.800 cd/lm
 Required components:
 C13658_CLAMP-VERO13-18
 Bender Wirth: 438 Typ L1



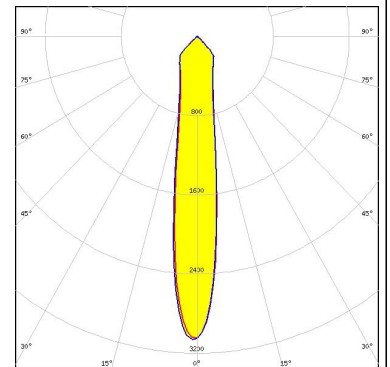

PHOTOMETRIC DATA (MEASURED):



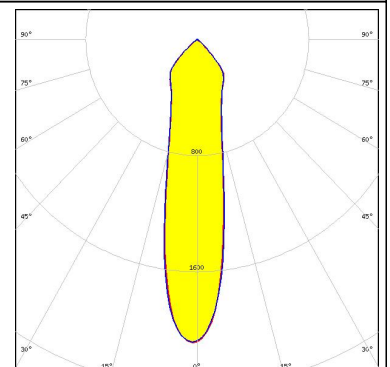

LED COB L-Type (LES 11)
 FWHM 22.0°
 Efficiency 94 %
 Peak intensity 2.160 cd/lm
 Required components:
 Molex: 180580-0005



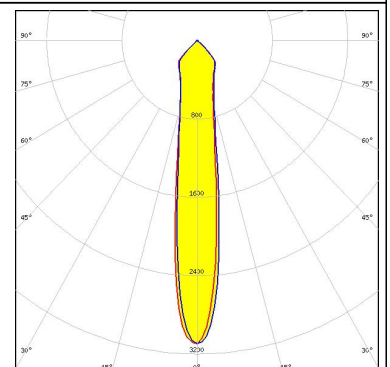

LED COB L-Type (LES 11)
 FWHM 16.0°
 Efficiency 91 %
 Peak intensity 3.080 cd/lm
 Required components:
 IDEAL: 50-2100NC + 50-2100AN



LED PrevaLED Core AC (LEP-2000)
 FWHM 23.0°
 Efficiency 93 %
 Peak intensity 2.100 cd/lm
 Required components:
 TE: OPTIC CLIP Z50 TYPE1 2213194-1



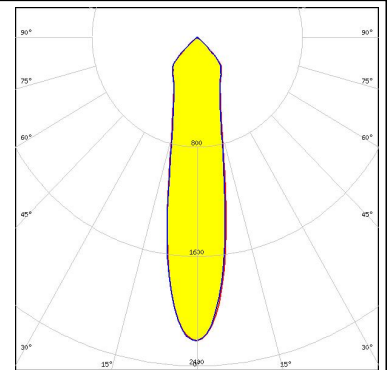

LED PrevaLED Core AC (LEP-800)
 FWHM 16.0°
 Efficiency 94 %
 Peak intensity 3.100 cd/lm
 Required components:
 TE: OPTIC CLIP Z50 TYPE1 2213194-1



PHOTOMETRIC DATA (MEASURED):

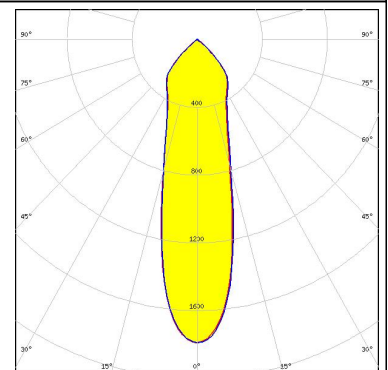

OSRAM

LED PrevaLED Core Z3 LES19
 FWHM 23.0°
 Efficiency 94 %
 Peak intensity 2.210 cd/lm
 Required components:
 TE: OPTIC CLIP Z50 TYPE1 2213194-1



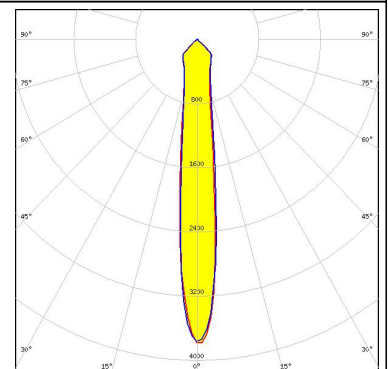

OSRAM

LED PrevaLED Core Z3 LES23
 FWHM 27.0°
 Efficiency 94 %
 Peak intensity 1.800 cd/lm
 Required components:
 TE: OPTIC CLIP Z50 TYPE1 2213194-1



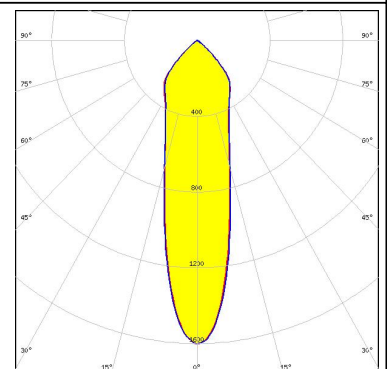

OSRAM

LED PrevaLED Core Z3 LES9
 FWHM 14.0°
 Efficiency 94 %
 Peak intensity 3.800 cd/lm
 Required components:
 TE: OPTIC CLIP Z50 TYPE1 2213194-1



OSRAM

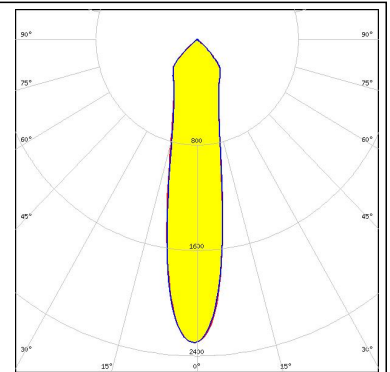
LED PrevaLED Core Z4 LES19
 FWHM 26.0°
 Efficiency 88 %
 Peak intensity 1.600 cd/lm
 Required components:
 F13671_ANGE-RZ-LENS
 TE: OPTIC CLIP Z50 TYPE1 2213194-1



PHOTOMETRIC DATA (MEASURED):

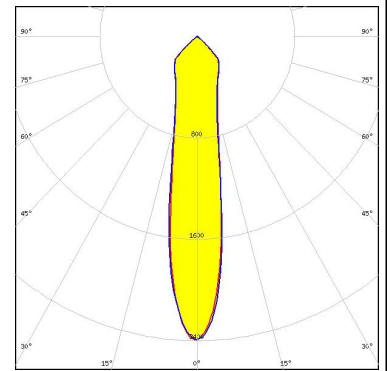

OSRAM

LED PrevaLED Core Z4 LES19
 FWHM 21.0°
 Efficiency 94 %
 Peak intensity 2.300 cd/lm
 Required components:
 TE: OPTIC CLIP Z50 TYPE1 2213194-1



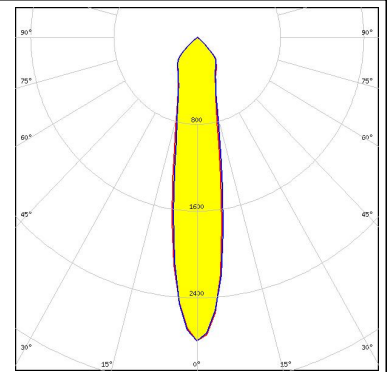

OSRAM

Opto Semiconductors
 LED Soleriq S13
 FWHM 20.0°
 Efficiency 92 %
 Peak intensity 2.400 cd/lm
 Required components:
 C13658_CLAMP-VERO13-18
 Bender Wirth: 437 Typ L1



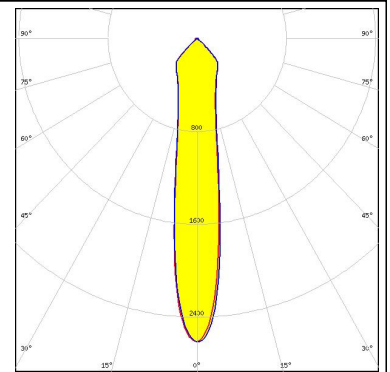

OSRAM

Opto Semiconductors
 LED Soleriq S13
 FWHM 20.0°
 Efficiency 94 %
 Peak intensity 2.800 cd/lm
 Required components:
 TE: 2213401-2 + OPTIC CLIP Z50 TYPE1 2213194-1



OSRAM

Opto Semiconductors
 LED Soleriq S13 Gen2
 FWHM 17.0°
 Efficiency 91 %
 Peak intensity 2.600 cd/lm
 Required components:
 IDEAL: 50-2103CT + 50-2100AN



PHOTOMETRIC DATA (MEASURED):

OSRAM
Opto Semiconductors

LED Soleriq S13 Gen2

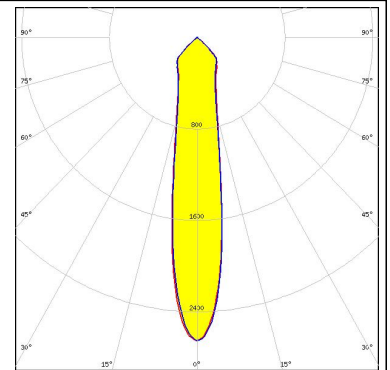

FWHM 19.0°

Efficiency 93 %

Peak intensity 2.700 cd/lm

Required components:

TE: 2213254-2 + OPTIC CLIP Z50 TYPE1 2213194-1



OSRAM
Opto Semiconductors

LED Soleriq S19

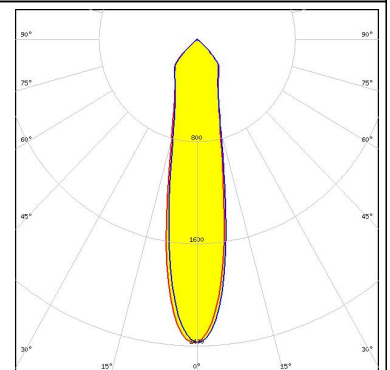
FWHM 22.0°

Efficiency 94 %

Peak intensity 2.380 cd/lm

Required components:

TE: 2213407-2 + OPTIC CLIP Z50 TYPE1 2213194-1



OSRAM
Opto Semiconductors

LED Soleriq S19

FWHM 27.0°

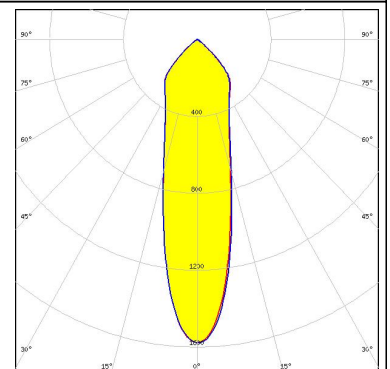

Efficiency 88 %

Peak intensity 1.600 cd/lm

Required components:

F13671_ANGE-RZ-LENS

TE: 2213407-2 + OPTIC CLIP Z50 TYPE1 2213194-1



OSRAM
Opto Semiconductors

LED Soleriq S19

FWHM 23.0°

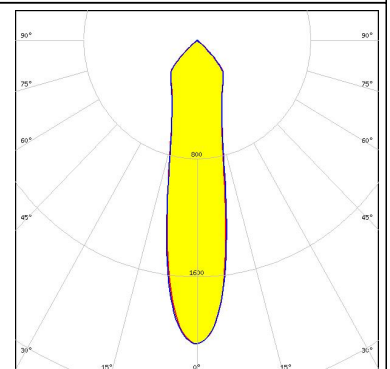

Efficiency 92 %

Peak intensity 2.100 cd/lm

Required components:

C13584_CLAMP-VERO29

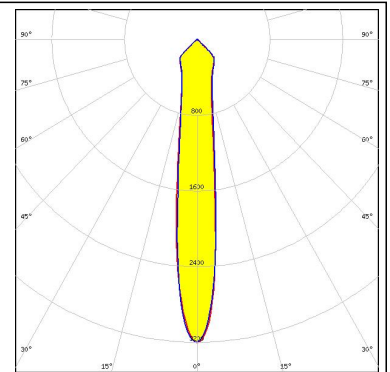

Bender Wirth: 462 Typ L3



PHOTOMETRIC DATA (MEASURED):

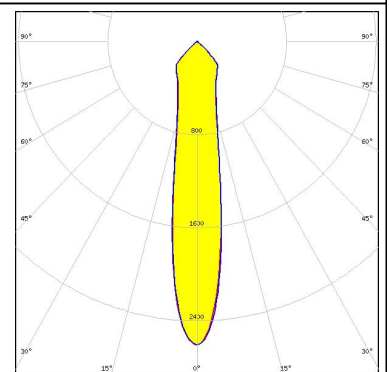
PHILIPS

LED Fortimo SLM L09 Standard
 FWHM 15.0°
 Efficiency 92 %
 Peak intensity 3.200 cd/lm
 Required components:
 TE: OPTIC CLIP Z50 TYPE1 2213194-1



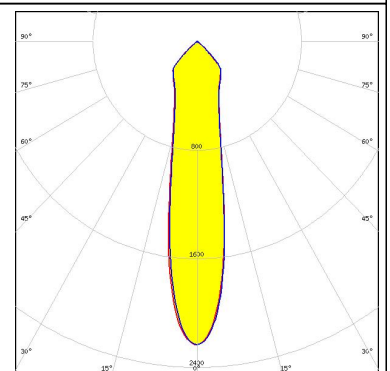

PHILIPS

LED Fortimo SLM L13 Standard
 FWHM 19.0°
 Efficiency 92 %
 Peak intensity 2.600 cd/lm
 Required components:
 TE: OPTIC CLIP Z50 TYPE1 2213194-1



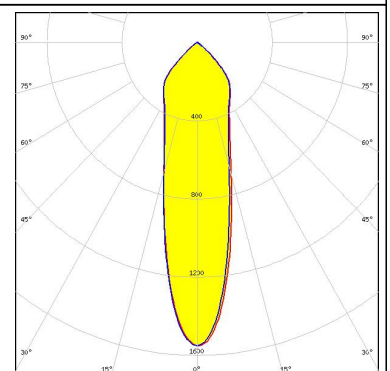

PHILIPS

LED Fortimo SLM L15 Standard
 FWHM 21.0°
 Efficiency 91 %
 Peak intensity 2.240 cd/lm
 Required components:
 TE: OPTIC CLIP Z50 TYPE1 2213194-1



PHILIPS

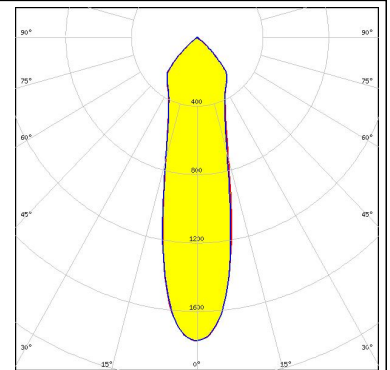

LED Fortimo SLM L15 Standard
 FWHM 27.0°
 Efficiency 87 %
 Peak intensity 1.600 cd/lm
 Required components:
 F13671_ANGE-RZ-LENS
 TE: OPTIC CLIP Z50 TYPE1 2213194-1



PHOTOMETRIC DATA (MEASURED):

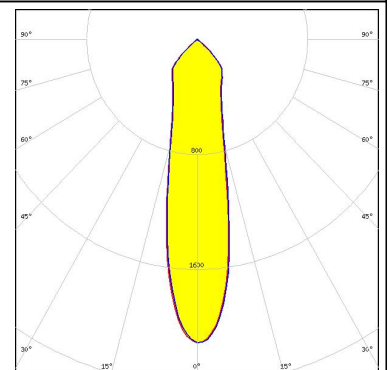

PHILIPS

LED Fortimo SLM L19 Standard
FWHM 26.0°
Efficiency 90 %
Peak intensity 1.770 cd/lm
Required components:
TE: OPTIC CLIP Z50 TYPE1 2213194-1



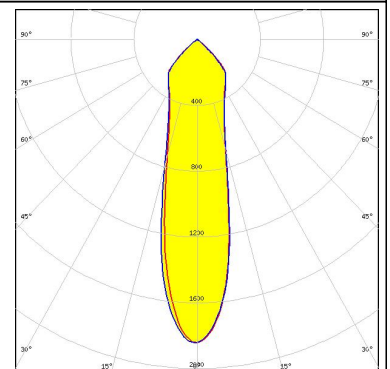

SAMSUNG

LED LC026B / 033B / 040B
FWHM 24.0°
Efficiency 93 %
Peak intensity 2.100 cd/lm
Required components:
TE: 2213258-2 + OPTIC CLIP Z50 TYPE1 2213194-1



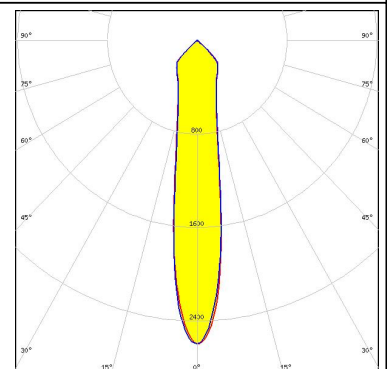
SAMSUNG

LED LC026B / 033B / 040B
FWHM 25.0°
Efficiency 92 %
Peak intensity 1.800 cd/lm
Required components:
C13658_CLAMP-VERO13-18
Bender Wirth: 450 Typ L2


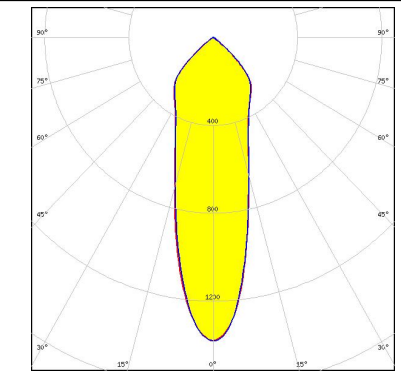

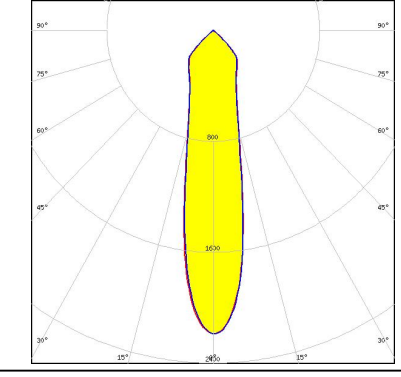

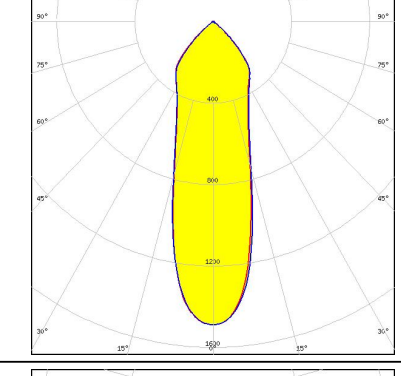

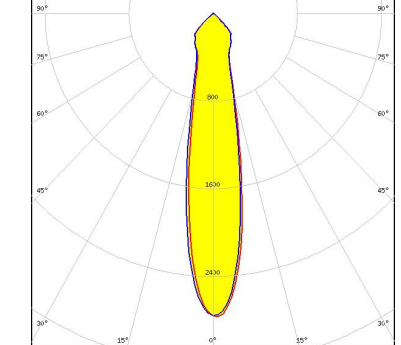


SAMSUNG

LED LC040C
FWHM 18.0°
Efficiency 92 %
Peak intensity 2.600 cd/lm
Required components:
TE: 2213382-2 + OPTIC CLIP Z50 TYPE1 2213194-1



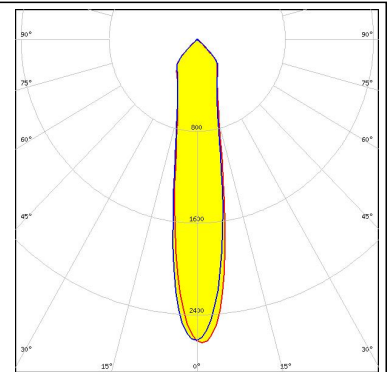

PHOTOMETRIC DATA (MEASURED):

<p>SEOL SEOUL SEMICONDUCTOR</p> <p>LED AC Zhaga COB FWHM 30.0° Efficiency 88 % Peak intensity 1.400 cd/lm Required components: F13671_ANGE-RZ-LENS Optosource: SEHSMJD-A</p>		
<p>SEOL SEOUL SEMICONDUCTOR</p> <p>LED MJT COB LES 14.5 FWHM 22.0° Efficiency 93 % Peak intensity 2.200 cd/lm Required components: TE: 2213254-2 + OPTIC CLIP Z50 TYPE1 2213194-1</p>		
<p>SEOL SEOUL SEMICONDUCTOR</p> <p>LED MJT COB LES 22 FWHM 30.0° Efficiency 91 % Peak intensity 1.500 cd/lm Required components: C13584_CLAMP-VERO29 Bender Wirth: 431 Typ L3</p>		
<p>SHARP</p> <p>LED Mega Zenigata (GW6DME) FWHM 21.0° Efficiency 92 % Peak intensity 2.770 cd/lm Required components: TE: 2213130-2 + OPTIC CLIP Z50 TYPE1 2213194-1</p>		

PHOTOMETRIC DATA (MEASURED):

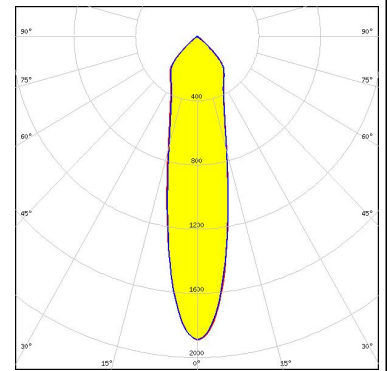
SHARP

LED Mega Zenigata (GW6DME)
 FWHM 20.0°
 Efficiency 94 %
 Peak intensity 2.650 cd/lm
 Required components:
 IDEAL: 50-2100SH + 50-2100AN



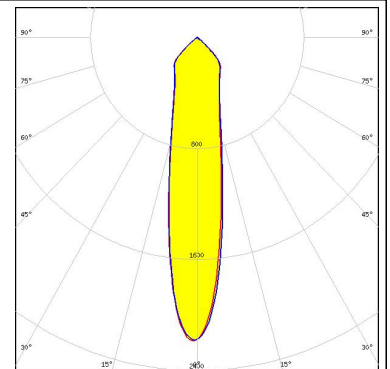

SHARP

LED Mega Zenigata (GW6DME)
 FWHM 24.0°
 Efficiency 89 %
 Peak intensity 1.900 cd/lm
 Required components:
 F13671_ANGE-RZ-LENS
 TE: 2213130-2 + OPTIC CLIP Z50 TYPE1 2213194-1



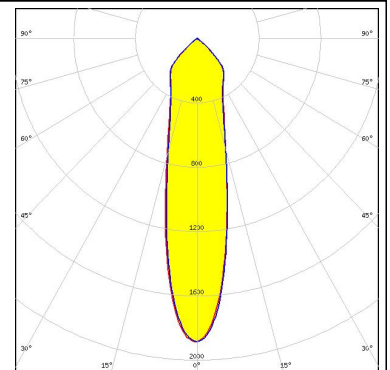

TRIDONIC

LED SLE G1 11mm 1000lm 927 Sunset R EXC
 FWHM 21.0°
 Efficiency 90 %
 Peak intensity 2.200 cd/lm
 Required components:
 F13671_ANGE-RZ-LENS
 TE: 2213254-2 + OPTIC CLIP Z50 TYPE1 2213194-1



TRIDONIC

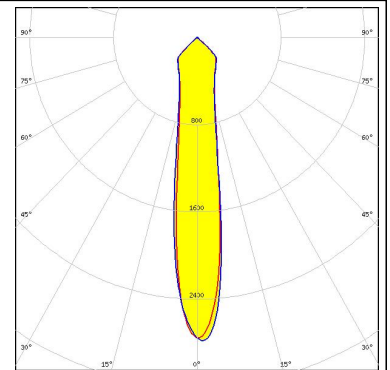
LED SLE G1 15mm 2000lm 927 Sunset R EXC
 FWHM 24.0°
 Efficiency 89 %
 Peak intensity 1.900 cd/lm
 Required components:
 F13671_ANGE-RZ-LENS
 TE: 2213254-2 + OPTIC CLIP Z50 TYPE1 2213194-1



PHOTOMETRIC DATA (MEASURED):

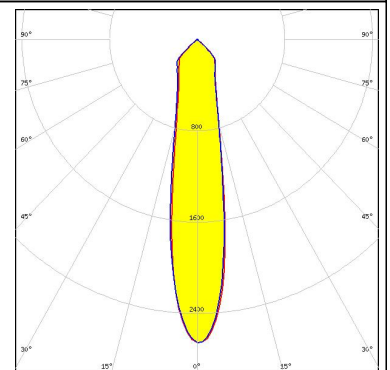

TRIDONIC

LED SLE G5 LES11
 FWHM 17.0°
 Efficiency 92 %
 Peak intensity 2.800 cd/lm
 Required components:
 C13658_CLAMP-VERO13-18
 Bender Wirth: 434 Typ L1



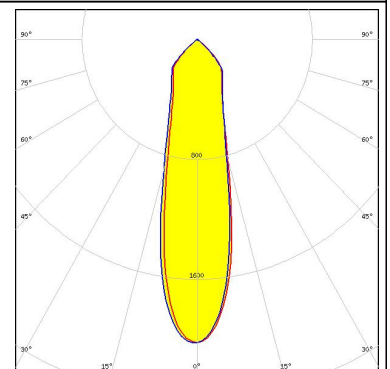

VS LIGHTING SOLUTIONS

LED WU-M-461
 FWHM 20.0°
 Efficiency 94 %
 Peak intensity 2.660 cd/lm
 Required components:
 TE: OPTIC CLIP Z50 TYPE1 2213194-1



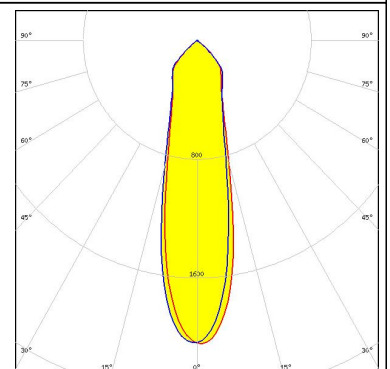

VS LIGHTING SOLUTIONS

LED WU-M-462
 FWHM 26.0°
 Efficiency 94 %
 Peak intensity 2.030 cd/lm
 Required components:
 TE: OPTIC CLIP Z50 TYPE1 2213194-1



VS LIGHTING SOLUTIONS

LED WU-M-464
 FWHM 26.0°
 Efficiency 94 %
 Peak intensity 2.040 cd/lm
 Required components:
 TE: OPTIC CLIP Z50 TYPE1 2213194-1



PHOTOMETRIC DATA (MEASURED):



LED WU-M-484

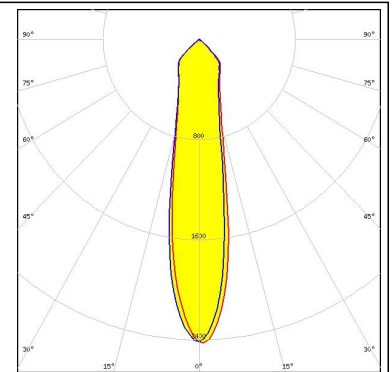
FWHM 21.0°

Efficiency 93 %

Peak intensity 2.430 cd/lm

Required components:

TE: OPTIC CLIP Z50 TYPE1 2213194-1



LED WU-M-485

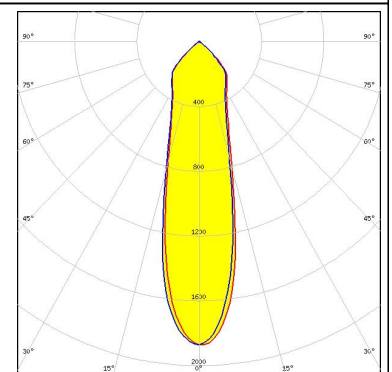

FWHM 27.0°

Efficiency 93 %

Peak intensity 1.870 cd/lm

Required components:

TE: OPTIC CLIP Z50 TYPE1 2213194-1



LED WU-M-486

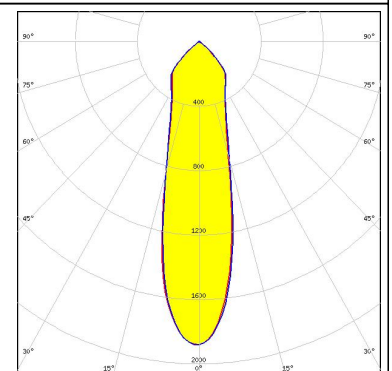

FWHM 26.0°

Efficiency 93 %

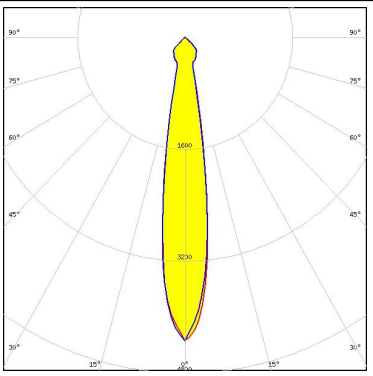
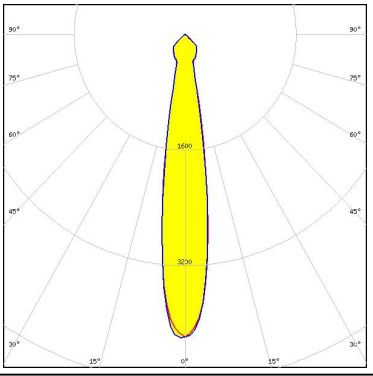
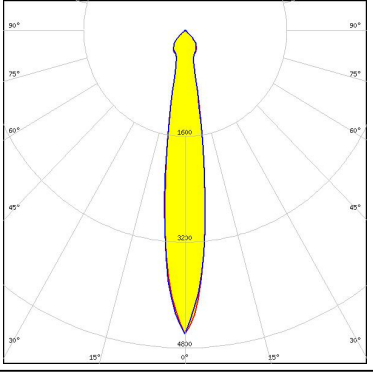
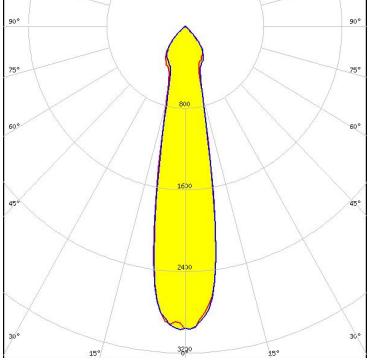
Peak intensity 1.880 cd/lm

Required components:

TE: OPTIC CLIP Z50 TYPE1 2213194-1



PHOTOMETRIC DATA (SIMULATED):

<p>bridgelux.</p> <p>LED V10 Gen7</p> <p>FWHM 17.0°</p> <p>Efficiency 94 %</p> <p>Peak intensity 4.340 cd/lm</p> <p>Required components: C13658_CLAMP-VERO13-18 Bender Wirth: 434 Typ L1</p>	
<p>bridgelux.</p> <p>LED V10 Gen7</p> <p>FWHM 17.0°</p> <p>Efficiency 94 %</p> <p>Peak intensity 4.230 cd/lm</p> <p>Required components: C13584_CLAMP-VERO29 Bender Wirth: 434 Typ L1</p>	
<p>bridgelux.</p> <p>LED V13 Gen7</p> <p>FWHM 16.0°</p> <p>Efficiency 93 %</p> <p>Peak intensity 4.580 cd/lm</p> <p>Required components: IDEAL: 50-2103CT + 50-2100AN</p>	
<p>bridgelux.</p> <p>LED V22 Gen7</p> <p>FWHM 21.0°</p> <p>Efficiency 94 %</p> <p>Peak intensity 3.038 cd/lm</p> <p>Required components: IDEAL: 50-2204-CT + 50-2100AN</p>	

PHOTOMETRIC DATA (SIMULATED):



LED CXM-14
FWHM 21.0°
Efficiency 92 %
Peak intensity 2.300 cd/lm
Required components:
C13658_CLAMP-VERO13-18
Bender Wirth: 433 Typ L1



LED CXM-9
FWHM 17.0°
Efficiency 93 %
Peak intensity 2.900 cd/lm
Required components:
C13658_CLAMP-VERO13-18
Bender Wirth: 434 Typ L1



SEOUL SEMICONDUCTOR

LED ZC12/18
FWHM 21.0°
Efficiency 92 %
Peak intensity 2.300 cd/lm
Required components:
C13658_CLAMP-VERO13-18
Bender Wirth: 433 Typ L1



SEOUL SEMICONDUCTOR

LED ZC4/6
FWHM 17.0°
Efficiency 93 %
Peak intensity 2.900 cd/lm
Required components:
C13658_CLAMP-VERO13-18
Bender Wirth: 434 Typ L1

PHOTOMETRIC DATA (SIMULATED):

TRIDONIC

LED SLE G6 LES15

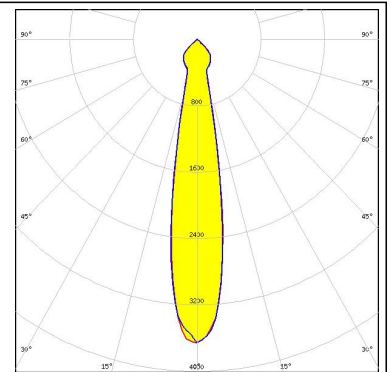
FWHM 19.0°

Efficiency 92 %

Peak intensity 3.700 cd/lm

Required components:

TE: 2213254-2 + OPTIC CLIP Z50 TYPE1 2213194-1



TRIDONIC

LED SLE G6 LES17

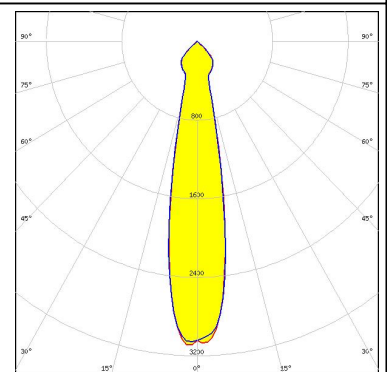
FWHM 21.0°

Efficiency 89 %

Peak intensity 3.100 cd/lm

Required components:

TE: 2213254-2 + OPTIC CLIP Z50 TYPE1 2213194-1



GENERAL INFORMATION:

NOTE: The typical beam angle will be changed by different color, chip size and chip position tolerance. The typical total beam angle is the full angle measured where the luminous intensity is half of the peak value.

Due to use of high power COB's with this product, special attention to proper thermal design is highly recommended. LEDiL has no liability for direct, indirect or consecutive damages arising from the LEDiL products being used outside of the recommended temperature range.

MATERIALS:

As part of our continuous research and improvement processes, and to ensure the best possible quality and availability of our products, LEDiL reserves the right to change material grades without notice.

PRODUCT DATA USER AGREEMENT AND DISCLAIMER:

The measured data in the provided downloadable LEDiL Product Datasheets and Mechanical 2D-Drawings is rounded and provided as reference for planning. LEDiL Oy's optical specifications have been verified by conducting performance testing of the products in accordance with the company's quality system. The reported data are averaged results of multiple measurements with typical variation. LEDiL Oy reserves the right to without prior notification make changes and improvements to its products.

LEDiL Oy assumes neither warranty, nor guarantee nor any other liability of any kind for the contents and correctness of the provided data. The provided data has been generated with highest diligence but the provided data may in reality not represent the complete possible variation range of all intrinsic parameters. Therefore, in certain cases a deviation from the provided data could occur.

LEDiL Oy reserves the right to undertake technical changes of its products without further notification which could lead to changes in the provided data. LEDiL Oy assumes no liability of any kind for the possible deviation from any provided data or any other damage resulting from the usage of the provided data.

The user agrees to this disclaimer and user agreement with the download or usage of the provided files.

LEDiL Oy

Joensuunkatu 13
FI-24240 SALO
Finland

LEDiL Inc.

228 West Page Street
Suite D
Sycamore IL 60178
USA

Local sales and technical support

[www.ledil.com/
where_to_buy](http://www.ledil.com/where_to_buy)

Shipping locations

Salo, Finland
Hong Kong, China

Distribution Partners

[www.ledil.com/
where_to_buy](http://www.ledil.com/where_to_buy)