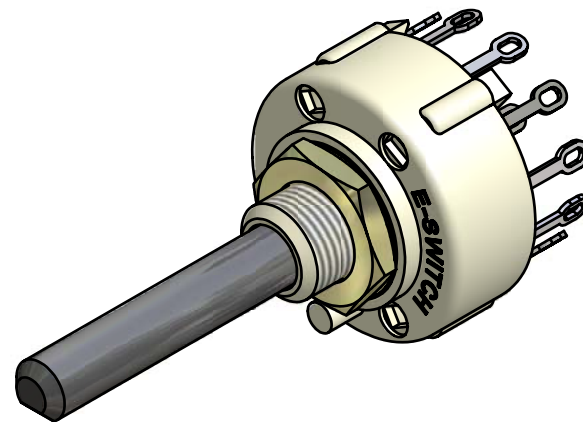
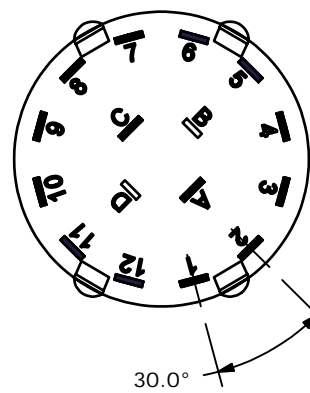
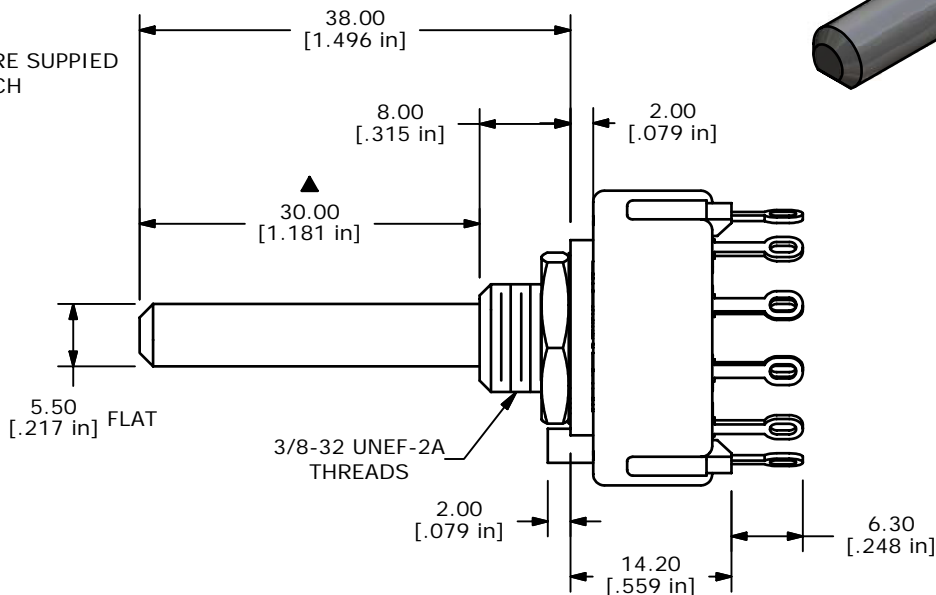
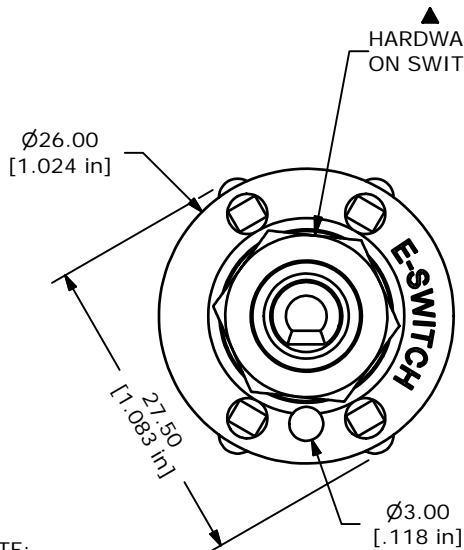


CONTACT CONFIGURATION
TIMING (BBM) NON-SHORTING



ISOMETRIC



- NOTE:
1. ALL DIMENSIONS IN MM[INCH].
 2. GENERAL TOLERANCE: X.X=±0.4
X.XX=±0.25
 3. TERM. NOS. FOR REFERENCE ONLY.
 4. CONTACT MATERIAL: SILVER
 5. CONTACT RATING: 150MILLIAMPS, 250VAC/DC
350MILLIAMPS, 110VAC/DC
 6. CONTACT RATING (NON-SWITCHING) 5A
 7. OPERATING FORCE 425±100CM/STANDARD
 8. OPERATING TEMP: -30°C TO 85°C
 - ▲ 9. CIRCUIT DP: 6 POSITION 30° INDEX.
 10. DIELECTRIC STRENGTH: 1000V RMS MIN.@ SEA LEVEL.
 - ▲ 11. HARDWARE SUPPLIED ON SWITCH:
LOCKWASHER, HEXNUT, STOP RING
 12. ▲ DENOTES CRITICAL PARAMETER.

E-SWITCH®

C	15702	ADD STOP RING TO HARDWARE	1/25/06	PH
B	14498	REVISED AND REDRAWN	11/12/04	AR
REV	PCR NO	DESCRIPTION	DATE	BY

TITLE KC26A30.001NLS				
SCALE	DATE	DR	DWG	REV
1.5:1	3/5/2001	CJB	G510250	C

THE INFORMATION CONTAINED IN THIS DOCUMENT IS PROPRIETARY TO E-SWITCH AND IS NOT TO BE COPIED OR TRANSFERRED