

L6562A 400W FOT-controlled PFC pre-regulator evaluation board

Data Brief

Features

- Line voltage range: 90 to 265 V_{ac}
- Minimum line frequency (fL): 47 Hz
- Regulated output voltage: 400 V
- Rated output power: 400 W
- Maximum 2fL output voltage ripple: 10 V pk-pk
- Hold-up time: 22 ms
(V_{DROP} after hold-up time: 300 V)
- Maximum switching frequency: 85 kHz
(@V_{in}= 90 V_{ac}, P_{out}= 400 W)
- Minimum estimated efficiency: 90%
(@V_{in}= 90 V_{ac}, P_{out}= 400 W)
- Maximum ambient temperature: 50 °C
- EMI: in accordance with EN55022 Class-B
- PCB type and size: single side, 70 μm, CEM-1, 148.5x132 mm
- Low profile design: 35 mm component maximum height



Table 1. Device summary

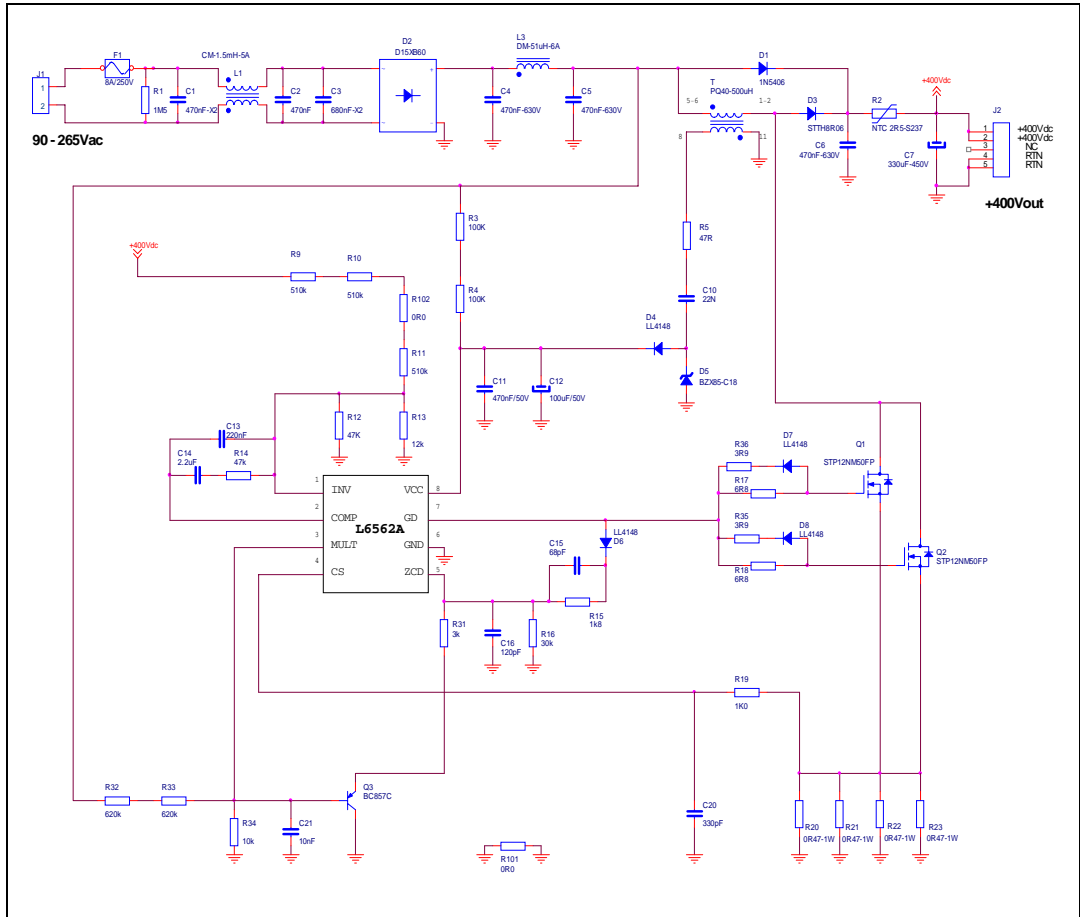
| Order code |
|---------------|
| EVL6562A-400W |

Description

The board implements a 400 W, wide-range mains input, PFC pre-conditioner suitable for ATX PSU, Flat screen displays, etc. To make possible the use of a low-cost device like the L6562A at this power level, usually prohibitive for TM PFC, the chip operates with Fixed-Off-Time control. This allows continuous conduction mode operation, normally achievable with more expensive control chips and more complex control architectures. For technical details and demoboard performance, please refer to the available application note.

1 Circuit schematic

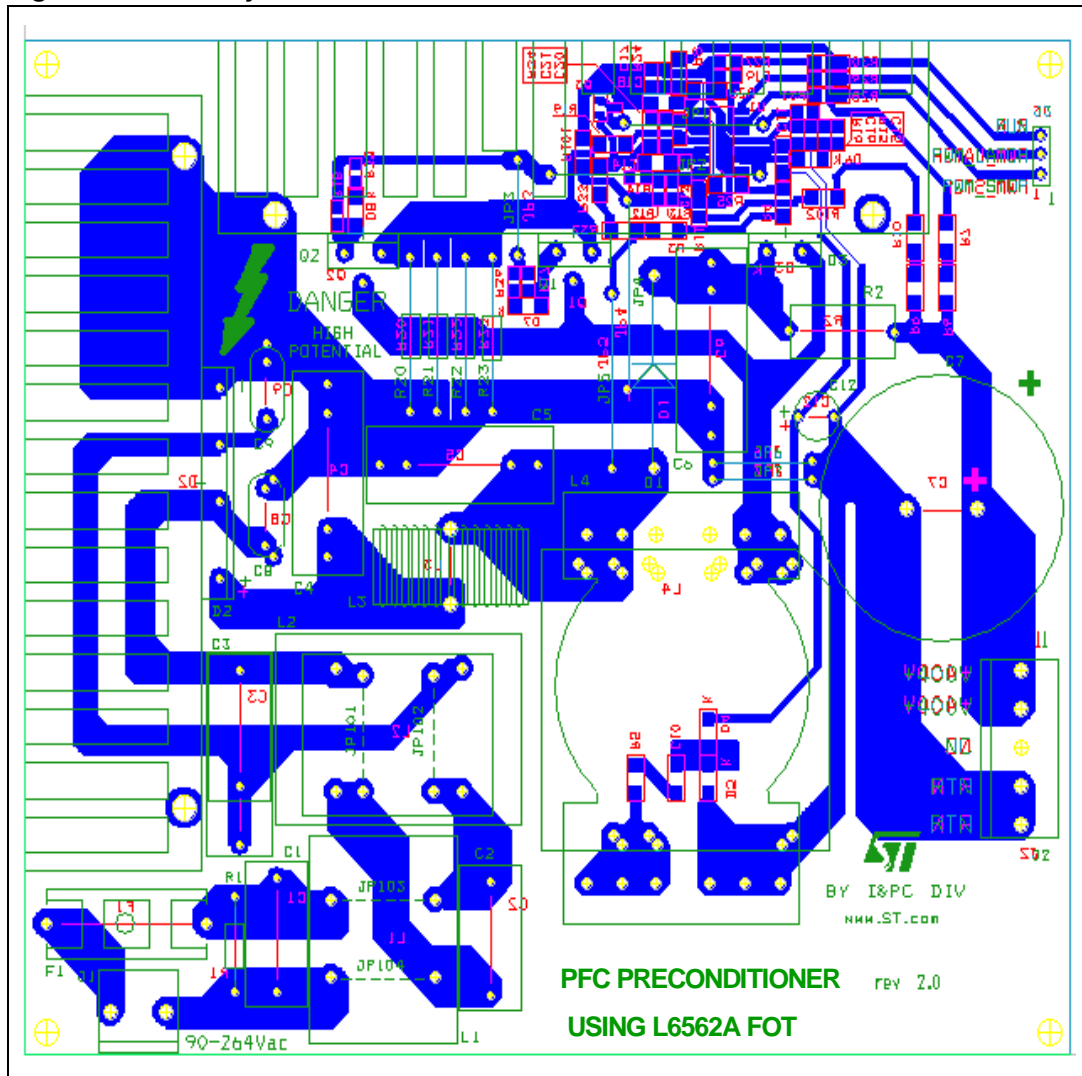
Figure 1. EVL6562A-400W schematic



- *Boost inductor spec. (Delta Electronics 86H-5410B):*
 - vertical 6+6, PQ40+30 ferrite
 - 1 mm gap for 500 μ H primary inductance
 - Primary: 65 turns 30x0.2 mm
 - Secondary: 5 turns 0.28 mm

2 Circuit layout

Figure 2. PCB layout^(a)



a. Not in scale

3 Typical performance

Figure 3. EVL6562A-400W compliance to EN61000-3-2 standard @full load

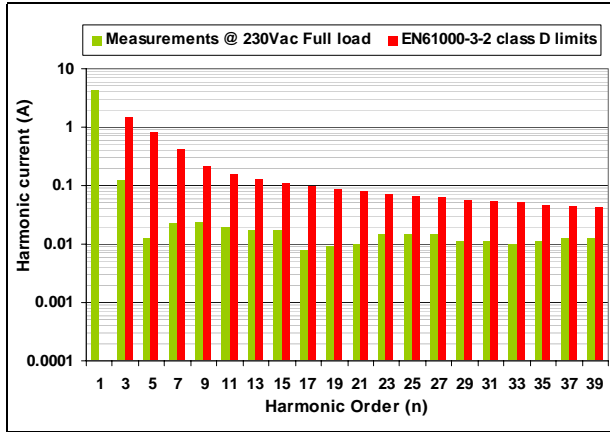


Figure 4. EVL6562A-400W compliance to JEIDA-MITI standard @full load

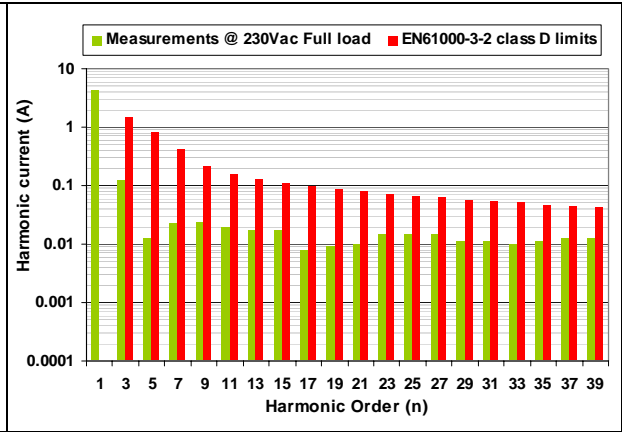


Figure 5. EVL6562A-400W compliance to EN61000-3-2 standard @70W load

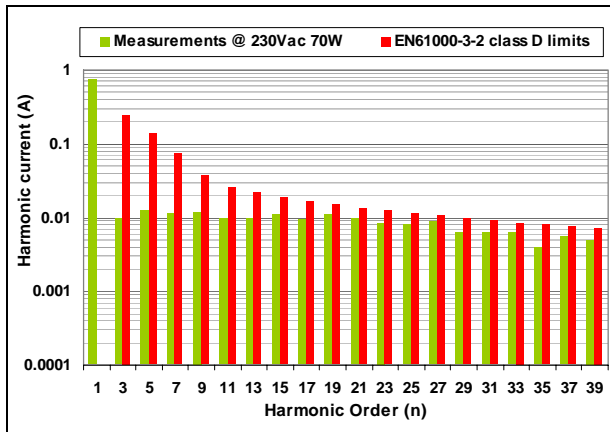


Figure 6. EVL6562A-400W compliance to JEIDA-MITI standard @70W load

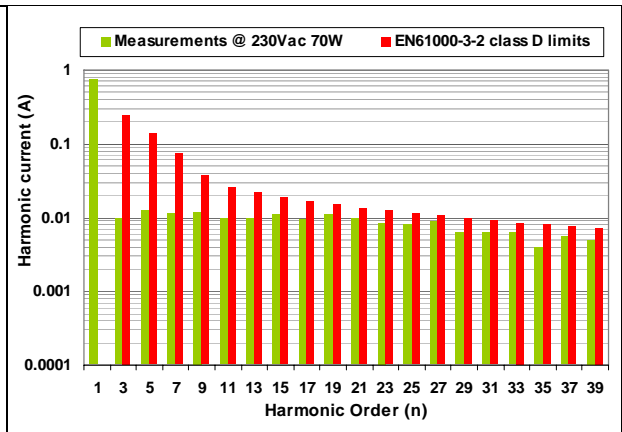


Figure 7. Power factor vs. V_{in} and load

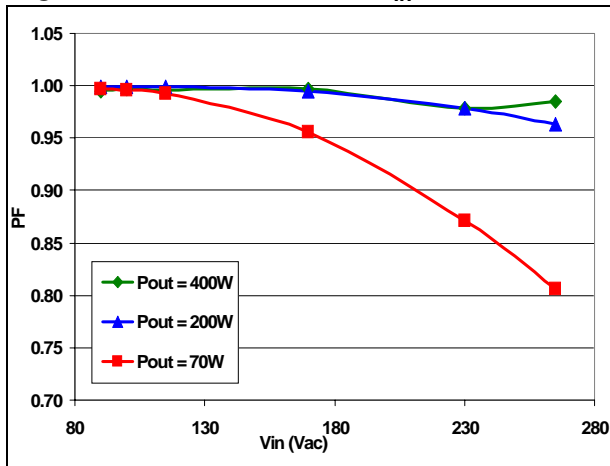
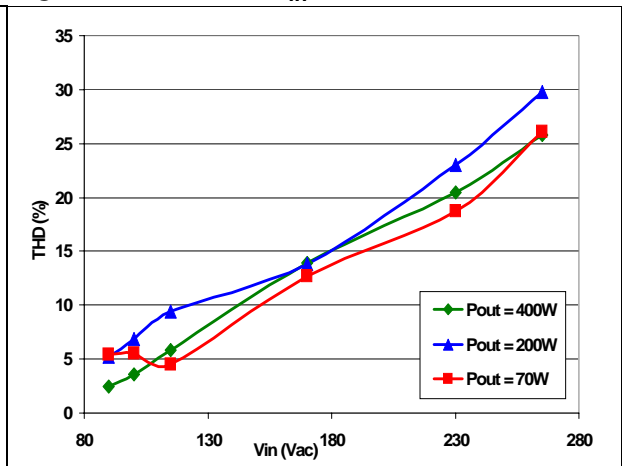


Figure 8. THD vs. V_{in} and load



Appendix A Bill of material

Table 2. Bill of material

| Ref. des. | Part type part value | Case/ package | Description | Supplier |
|-----------|----------------------|----------------|----------------------------------------------|--------------------|
| C1 | 470 nF- x2 | DWG | X2 film capacitor R46-I 3470--M1- | ARCOTRONICS |
| C10 | 22 nF | 1206 | 100 V SMD cericap - general purpose | AVX |
| C11 | 470 nF/50 V | 1206 | 50 V SMD cericap - general purpose | AVX |
| C12 | 100 µF/50 V | Dia 8x11 (mm) | Aluminium elcap - yxf series - 105°C | RUBYCON |
| C13 | 220 nF | 0805 | 50 V SMD cericap - general purpose | AVX |
| C14 | 2.2 µF | 1206 | 50V SMD cericap - general purpose | AVX |
| C15 | 100 pF | 0805 | 50 V SMD cericap - general purpose | AVX |
| C16 | 120 pF | 0805 | 50 V SMD cericap - general purpose | AVX |
| C2 | 470 nF-x2 | DWG | X2 film capacitor R46-I 3470--M1- | ARCOTRONICS |
| C20 | 330 pF | 0805 | 50 V SMD cericap - general purpose | AVX |
| C21 | 10 nF | 1206 | 50 V SMD cericap - general purpose | AVX |
| C3 | 680 nF-x2 | DWG | X2 film capacitor R46-I 3680--M1- | ARCOTRONICS |
| C4 | 470 nF-630 V | DWG | film capacitor MKP - B32653A6474J | EPCOS |
| C5 | 470 nF-630 V | DWG | film capacitor MKP - B32653A6474J | EPCOS |
| C6 | 470 nF-630 V | DWG | film capacitor MKP- B32653A6474J | EPCOS |
| C7 | 330 µF-450 V | Dia 35x35 (mm) | Aluminium ELCAP - LLS series - 85°C | NICHICON |
| C8 | Res | DWG | Not used | - |
| C9 | Res | DWG | Not used | - |
| D1 | 1N5406 | DO-201 | Standard recovery rectifier | VISHAY |
| D2 | D15XB60 | DWG | Rectifier bridge | SHINDENGEN |
| D3 | STTH8R06 | TO-220FP | Ultrafast high voltage rectifier | STMICROELECTRONICS |
| D4 | LL4148 | MINIMELF | Fast switching diode | VISHAY |
| D5 | BZX85-C18 | MINIMELF | Zener diode | VISHAY |
| D6 | LL4148 | MINIMELF | Fast switching diode | VISHAY |
| D7 | LL4148 | MINIMELF | Fast switching diode | VISHAY |
| D8 | LL4148 | MINIMELF | Fast switching diode | VISHAY |
| F1 | 8 A/250 V | 5 x 20 mm | 8 A mains input fuse | WICKMANN |
| J1 | | | 3-pins conn. (central rem.) P 3.96 KK series | MOLEX |
| J2 | | | 5-pins conn. (central rem.) P 3.96 KK series | MOLEX |
| JP101 | Jumper | | Wire jumper | |

Table 2. Bill of material (continued)

| Ref. des. | Part type part value | Case/ package | Description | Supplier |
|-----------|----------------------|---------------|----------------------------------------------|--------------------|
| JP102 | Jumper | | Wire jumper | |
| L1 | CM-1.5 mH-5 A | DWG | CM CHOKE - LFR2205B | DELTA ELECTRONICS |
| L2 | Res | DWG | Not used | - |
| L3 | DM-51 μ H-6A | DWG | FILTER INDUCTOR - LSR2306-1 | DELTA ELECTRONICS |
| L4 | PQ40-500 μ H | DWG | PFC inductor - 86 H-5410B | DELTA ELECTRONICS |
| Q1 | STP12NM50FP | TO-220FP | N-channel Power MOSFET | STMICROELECTRONICS |
| Q2 | STP12NM50FP | TO-220FP | N-channel Power MOSFET | STMICROELECTRONICS |
| Q3 | BC857C | SOT-23 | Small signal BJT - PNP | VISHAY |
| R1 | 1M5 | AXIAL | HV resistor | BC COMPONENTS |
| R10 | 510 k Ω | 1206 | SMD std film res - 1% - 250ppm/ $^{\circ}$ C | BC COMPONENTS |
| R11 | 510 k Ω | 1206 | SMD std film res - 1% - 250ppm/ $^{\circ}$ C | BC COMPONENTS |
| R12 | 47 k Ω | 0805 | SMD std film res - 1% - 250ppm/ $^{\circ}$ C | BC COMPONENTS |
| R13 | 12 k Ω | 0805 | SMD std film res - 1% - 250ppm/ $^{\circ}$ C | BC COMPONENTS |
| R14 | 47 k Ω | 0805 | SMD std film res - 5% - 250ppm/ $^{\circ}$ C | BC COMPONENTS |
| R15 | 1 k8 Ω | 0805 | SMD std film res - 1% - 100ppm/ $^{\circ}$ C | BC COMPONENTS |
| R16 | 30 k Ω | 0805 | SMD std film res - 1% - 100ppm/ $^{\circ}$ C | BC COMPONENTS |
| R17 | 6R8 | 0805 | SMD std film res - 5% - 250ppm/ $^{\circ}$ C | BC COMPONENTS |
| R18 | 6R8 | 0805 | SMD std film res - 5% - 250ppm/ $^{\circ}$ C | BC COMPONENTS |
| R19 | 1 K Ω | 1206 | SMD std film res - 5% - 250ppm/ $^{\circ}$ C | BC COMPONENTS |
| R2 | NTC 2R5 | DWG | NTC resistor 2R5 S237 | EPCOS |
| R20 | 0R47-1 W | AXIAL | AXIAL res - 5% - 250ppm/ $^{\circ}$ C | BC COMPONENTS |
| R21 | 0R47-1 W | AXIAL | AXIAL res - 5% - 250ppm/ $^{\circ}$ C | BC COMPONENTS |
| R22 | 0R47-1 W | AXIAL | AXIAL res - 5% - 250ppm/ $^{\circ}$ C | BC COMPONENTS |
| R23 | 0R47-1 W | AXIAL | AXIAL res - 5% - 250ppm/ $^{\circ}$ C | BC COMPONENTS |
| R25 | Res | 1206 | Not used | - |
| R3 | 100 K Ω | 1206 | SMD std film res - 5% - 250ppm/ $^{\circ}$ C | BC COMPONENTS |
| R31 | 3 k Ω | 0805 | SMD std film res - 1% - 100ppm/ $^{\circ}$ C | BC COMPONENTS |
| R32 | 620 k Ω | 1206 | SMD std film res - 5% - 250ppm/ $^{\circ}$ C | BC COMPONENTS |
| R33 | 620 k Ω | 1206 | SMD std film res - 5% - 250ppm/ $^{\circ}$ C | BC COMPONENTS |
| R34 | 10 k Ω | 1206 | SMD std film res - 5% - 250ppm/ $^{\circ}$ C | BC COMPONENTS |
| R35 | 3R9 | 0805 | SMD std film res - 5% - 250ppm/ $^{\circ}$ C | BC COMPONENTS |
| R36 | 3R9 | 0805 | SMD std film res - 5% - 250ppm/ $^{\circ}$ C | BC COMPONENTS |
| R4 | 100 K Ω | 1206 | SMD std film res - 5% - 250ppm/ $^{\circ}$ C | BC COMPONENTS |
| R5 | 47R | 1206 | SMD std film res - 5% - 250ppm/ $^{\circ}$ C | BC COMPONENTS |

Table 2. Bill of material (continued)

| Ref. des. | Part type part value | Case/ package | Description | Supplier |
|-----------|----------------------|---------------|----------------------------------------------|--------------------|
| R9 | 510 k Ω | 1206 | SMD std film res - 1% - 250ppm/ $^{\circ}$ C | BC COMPONENTS |
| R101 | 0R0 | 1206 | SMD std film res - 5% - 250ppm/ $^{\circ}$ C | BC COMPONENTS |
| R102 | 0R0 | 1206 | SMD std film res - 5% - 250ppm/ $^{\circ}$ C | BC COMPONENTS |
| U1 | L6562A | SO-8 | Transition-mode PFC controller | STMICROELECTRONICS |

4 Revision history

Table 3. Document revision history

| Date | Revision | Changes |
|-------------|----------|------------------|
| 07-Feb-2008 | 1 | Initial release. |

Please Read Carefully:

Information in this document is provided solely in connection with ST products. STMicroelectronics NV and its subsidiaries ("ST") reserve the right to make changes, corrections, modifications or improvements, to this document, and the products and services described herein at any time, without notice.

All ST products are sold pursuant to ST's terms and conditions of sale.

Purchasers are solely responsible for the choice, selection and use of the ST products and services described herein, and ST assumes no liability whatsoever relating to the choice, selection or use of the ST products and services described herein.

No license, express or implied, by estoppel or otherwise, to any intellectual property rights is granted under this document. If any part of this document refers to any third party products or services it shall not be deemed a license grant by ST for the use of such third party products or services, or any intellectual property contained therein or considered as a warranty covering the use in any manner whatsoever of such third party products or services or any intellectual property contained therein.

UNLESS OTHERWISE SET FORTH IN ST'S TERMS AND CONDITIONS OF SALE ST DISCLAIMS ANY EXPRESS OR IMPLIED WARRANTY WITH RESPECT TO THE USE AND/OR SALE OF ST PRODUCTS INCLUDING WITHOUT LIMITATION IMPLIED WARRANTIES OF MERCHANTABILITY, FITNESS FOR A PARTICULAR PURPOSE (AND THEIR EQUIVALENTS UNDER THE LAWS OF ANY JURISDICTION), OR INFRINGEMENT OF ANY PATENT, COPYRIGHT OR OTHER INTELLECTUAL PROPERTY RIGHT.

UNLESS EXPRESSLY APPROVED IN WRITING BY AN AUTHORIZED ST REPRESENTATIVE, ST PRODUCTS ARE NOT RECOMMENDED, AUTHORIZED OR WARRANTED FOR USE IN MILITARY, AIR CRAFT, SPACE, LIFE SAVING, OR LIFE SUSTAINING APPLICATIONS, NOR IN PRODUCTS OR SYSTEMS WHERE FAILURE OR MALFUNCTION MAY RESULT IN PERSONAL INJURY, DEATH, OR SEVERE PROPERTY OR ENVIRONMENTAL DAMAGE. ST PRODUCTS WHICH ARE NOT SPECIFIED AS "AUTOMOTIVE GRADE" MAY ONLY BE USED IN AUTOMOTIVE APPLICATIONS AT USER'S OWN RISK.

Resale of ST products with provisions different from the statements and/or technical features set forth in this document shall immediately void any warranty granted by ST for the ST product or service described herein and shall not create or extend in any manner whatsoever, any liability of ST.

ST and the ST logo are trademarks or registered trademarks of ST in various countries.

Information in this document supersedes and replaces all information previously supplied.

The ST logo is a registered trademark of STMicroelectronics. All other names are the property of their respective owners.

© 2008 STMicroelectronics - All rights reserved

STMicroelectronics group of companies

Australia - Belgium - Brazil - Canada - China - Czech Republic - Finland - France - Germany - Hong Kong - India - Israel - Italy - Japan - Malaysia - Malta - Morocco - Singapore - Spain - Sweden - Switzerland - United Kingdom - United States of America

www.st.com