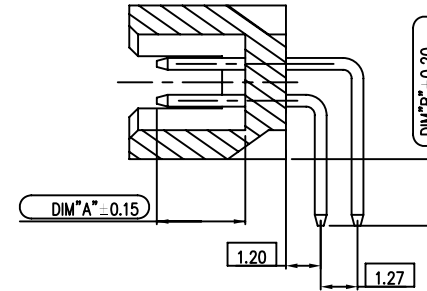
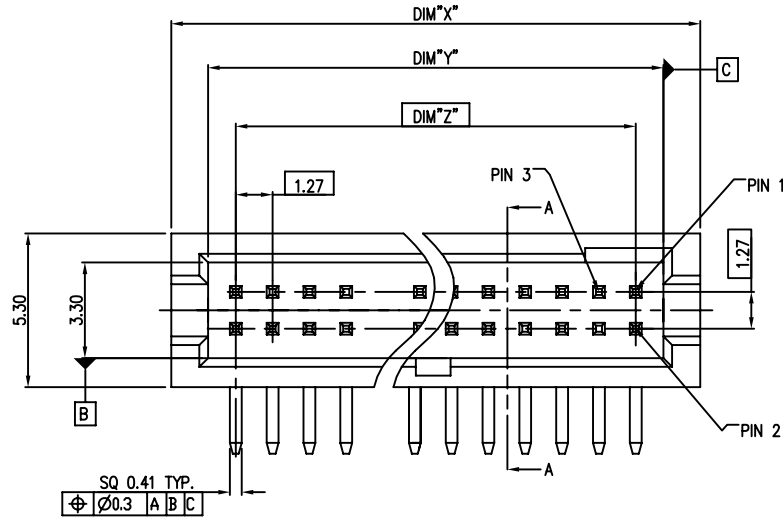
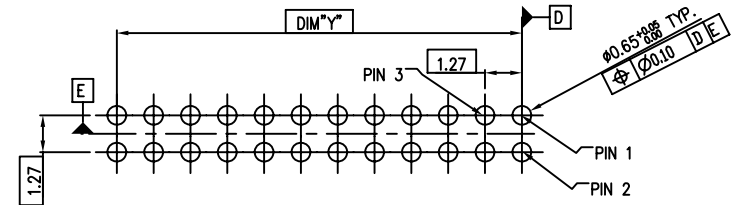
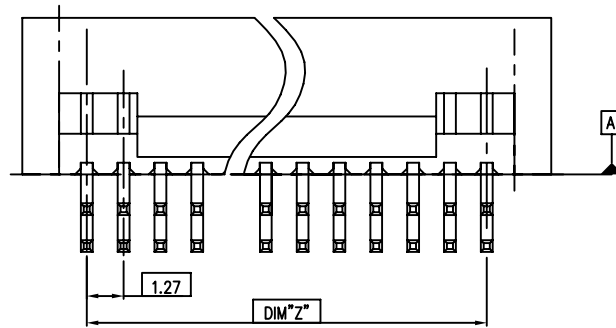


PART NO.  
20021212



SECTION A-A



RECOMMENDED PCB LAYOUT

SCALE 5.000

NOTES:

- 1.MATERIAL:  
HOUSING: HIGH TEMPERATURE THERMOPLASTIC, UL94-V0 BLACK.  
TERMINAL: COPPER ALLOY
- 2.THE HOUSING WILL WITHSTAND EXPOSURE TO 260~C PEAK TEMPERATURE FOR 10 SECONDS IN A WAVE SOLDER OR VAPOR PHASE REFLOW OVEN.
- 3.THIS PRODUCT MEETS EUROPEAN UNION DIRECTIVES AND OTHER COUNTRY REGULATIONS AS DESCRIBED IN GS-22-008.
- 4.PRODUCT SPEC: GS-12-629
- 5.PACKAGE SPEC: GS-14-1420

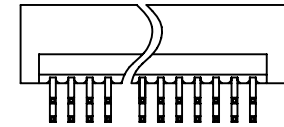
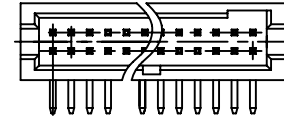
mat'l. code				surface ISO 1302 <input checked="" type="checkbox"/>		tolerance ISO 406 ISO 1101		projection		product family MINITEK127®		
ltr	ecn no	dr	date	tolerances unless otherwise specified		mm		title		SHROUDED HDR RA TH		
F	ELX-N-23548	TIM	03/21/16	angles	.0±.30	mm		scale 1:1		dwg no 20021212 sheet 1 of 2 size A3		
				0°±2'	.00±.20					type Product Customer Drawing		
				dr	ZK HU	08/07/12						
				eng	ZK HU	08/07/12						
				chr	BIAN RICK	08/07/12						
				app	BIAN RICK	08/07/12						
sheet index	revision sheet	F 1	F 2									

PART NO.	PDS.	DIM"X"	DIM"Y"	DIM"Z"
20021212-XX06XXLF	2 X 3	6.99	4.45	2.54
20021212-XX08XXLF	2 X 4	8.26	5.72	3.81
20021212-XX010XXLF	2 X 5	9.53	6.99	5.08
20021212-XX12XXLF	2 X 6	10.80	8.26	6.35
20021212-XX14XXLF	2 X 7	12.07	9.53	7.62
20021212-XX16XXLF	2 X 8	13.34	10.80	8.89
20021212-XX18XXLF	2 X 9	14.61	12.07	10.16
20021212-XX20XXLF	2 X 10	15.88	13.34	11.43
20021212-XX22XXLF	2 X 11	17.15	14.61	12.70
20021212-XX24XXLF	2 X 12	18.42	15.88	13.97
20021212-XX26XXLF	2 X 13	19.69	17.15	15.24
20021212-XX28XXLF	2 X 14	20.96	18.42	16.51
20021212-XX30XXLF	2 X 15	22.23	19.69	17.78
20021212-XX32XXLF	2 X 16	23.50	20.96	19.05
20021212-XX34XXLF	2 X 17	24.77	22.23	20.32
20021212-XX36XXLF	2 X 18	26.04	23.50	21.59
20021212-XX38XXLF	2 X 19	27.31	24.77	22.86
20021212-XX40XXLF	2 X 20	28.58	26.04	24.13
20021212-XX42XXLF	2 X 21	29.85	27.31	25.40
20021212-XX44XXLF	2 X 22	31.12	28.58	26.67
20021212-XX46XXLF	2 X 23	32.39	29.85	27.94
20021212-XX48XXLF	2 X 24	33.66	31.12	29.21
20021212-XX50XXLF	2 X 25	34.93	32.39	30.48
20021212-XX52XXLF	2 X 26	36.20	33.66	31.75
20021212-XX54XXLF	2 X 27	37.47	34.93	33.02
20021212-XX56XXLF	2 X 28	38.74	36.20	34.29
20021212-XX58XXLF	2 X 29	40.01	37.47	35.56
20021212-XX60XXLF	2 X 30	41.28	38.74	36.83
20021212-XX62XXLF	2 X 31	42.55	40.01	38.10
20021212-XX64XXLF	2 X 32	43.82	41.28	39.37
20021212-XX66XXLF	2 X 33	45.09	42.55	40.64
20021212-XX68XXLF	2 X 34	46.36	43.82	41.91
20021212-XX70XXLF	2 X 35	47.63	45.09	43.18
20021212-XX72XXLF	2 X 36	48.90	46.36	44.45
20021212-XX74XXLF	2 X 37	50.17	47.63	45.72
20021212-XX76XXLF	2 X 38	51.44	48.90	46.99
20021212-XX78XXLF	2 X 39	52.71	50.17	48.26
20021212-XX80XXLF	2 X 40	53.98	51.44	49.53
20021212-XX82XXLF	2 X 41	55.25	52.71	50.80
20021212-XX84XXLF	2 X 42	56.52	53.98	52.07
20021212-XX86XXLF	2 X 43	57.79	55.25	53.34
20021212-XX88XXLF	2 X 44	59.06	56.52	54.61
20021212-XX90XXLF	2 X 45	60.33	57.79	55.88

PART NO.	PDS.	DIM"X"	DIM"Y"	DIM"Z"
20021212-XXX92XXLF	2 X 46	61.60	59.06	57.15
20021212-XXX94XXLF	2 X 47	62.87	60.33	58.42
20021212-XXX96XXLF	2 X 48	64.14	61.60	59.69
20021212-XXX98XXLF	2 X 49	65.41	62.87	60.96
20021212-XXXA0XXLF	2 X 50	66.68	64.14	62.23

20021212 - X X X XX X X LF

- LEAD FREE
- PLATING OPTIONAL
  - 1: GOLD FLASH AT CONTACT, 1.27um MIN. MATTE TIN AT TAIL
  - 2: GOLD FLASH AT CONTACT, GOLD FLASH AT TAIL
  - 4: 0.25um Au MIN. AT CONTACT, 1.27um MIN. MATTE TIN AT TAIL
  - 5: 0.25um Au MIN. AT CONTACT, GOLD FLASH AT TAIL
  - 6: 0.38um GXT MIN. AT CONTACT, 1.27um MIN. MATTE TIN AT TAIL
  - 7: 0.38um GXT MIN. AT CONTACT, GOLD FLASH AT TAIL
  - 8: 0.76um GXT MIN. AT CONTACT, 1.27um MIN. MATTE TIN AT TAIL
  - 9: 0.76um GXT MIN. AT CONTACT, GOLD FLASH AT TAIL
- PACKING STYLE
  - T: TUBE
- PIN NO. SEE TABLE
- MATING LENGTH(DIM"A")
  - 0: 3.05MM, HOUSING STANDARD
  - 1: 3.05MM, HOUSING FILL 4 HOLES ON BOTH WALLS (40PIN ONLY, SEE VIEW 1)
- TAIL LENGTH(DIM"B")
  - 0: 2.30MM (FOR 1.6MM PCB)
  - 1: 1.60MM (FOR 1.0MM PCB)
  - 2: 2.70MM (FOR 2.0MM PCB)
- RESERVE CODE
  - 0: STANDARD



VIEW 1: 20021212-XX140XXLF

mat'l. code		surface ISO 1302 ✓		tolerance ISO 406 ISO 1101		projection		product family	
ltr		ecn no		dr		date		MINITEK127®	
F								title	
		angles		linear		.0±.30		SHROUDED HDR RA TH	
						.00±.20			
						.000±.10		scale 1:1	
		dr		ZK HU		08/07/12		dwg no	
		eng		ZK HU		08/07/12		sheet 2 of 2	
		chr		BIAN RICK		08/07/12		20021212	
		app		BIAN RICK		08/07/12		A3	
sheet		revision						type Product Customer Drawing	
index		sheet							