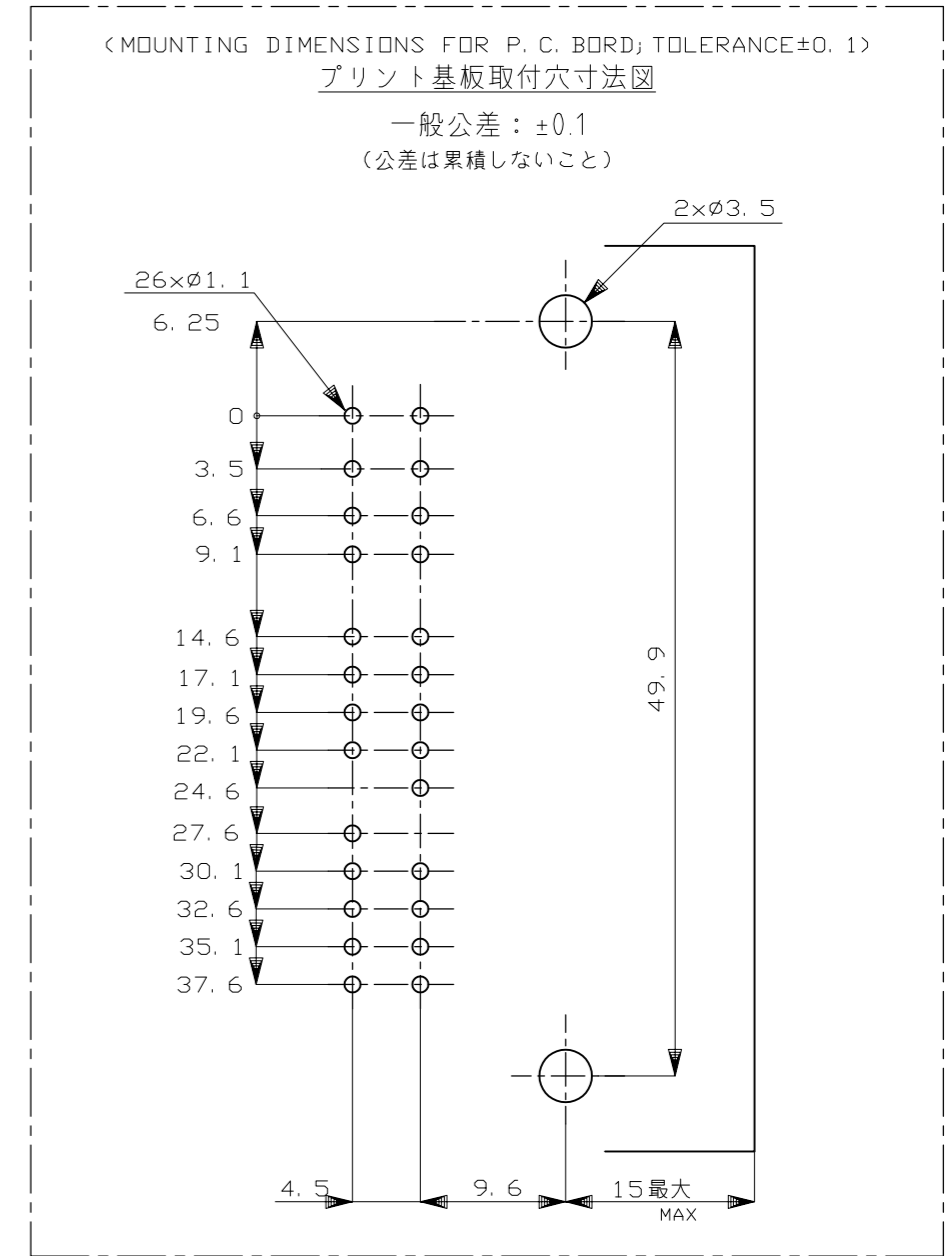
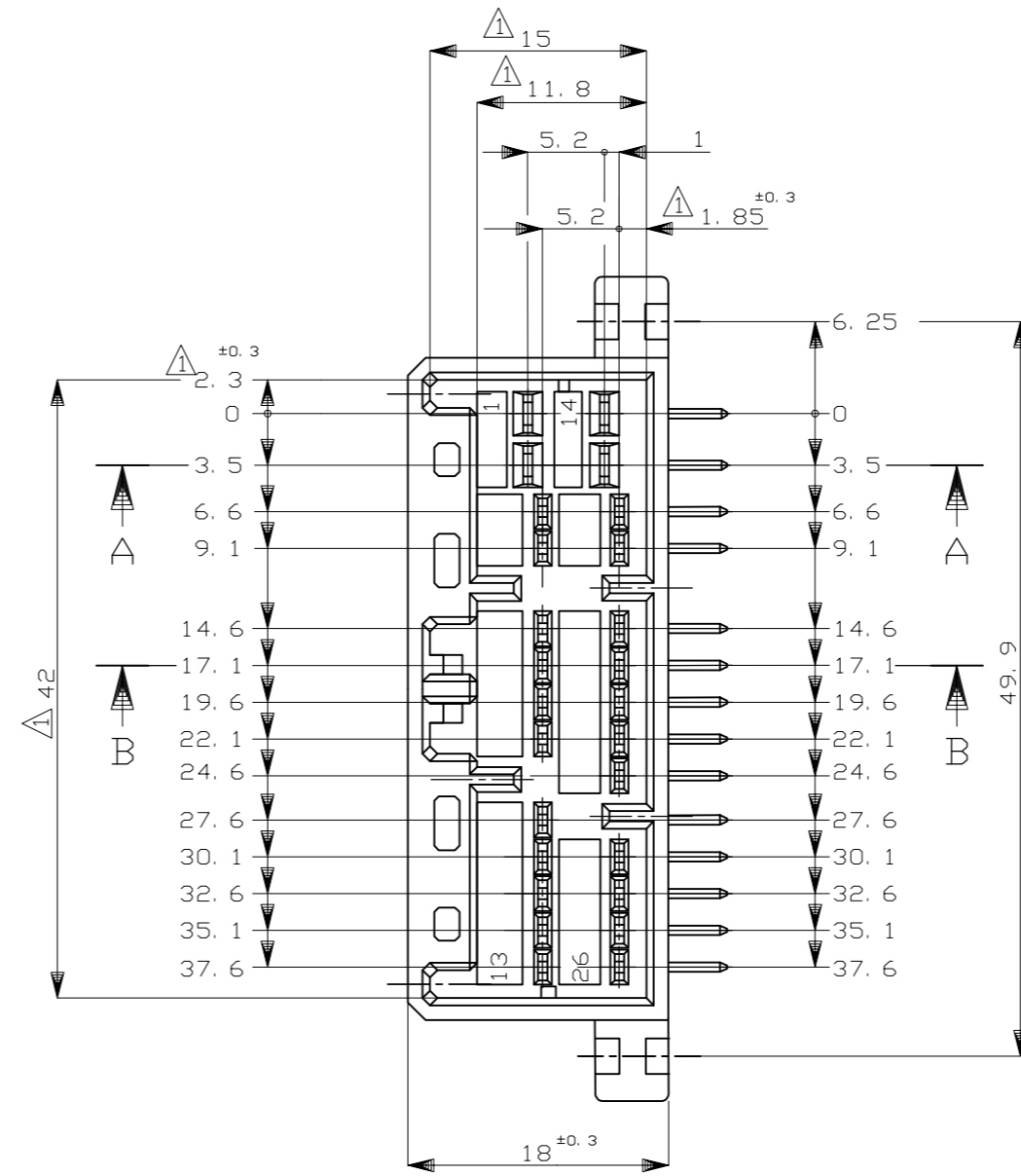
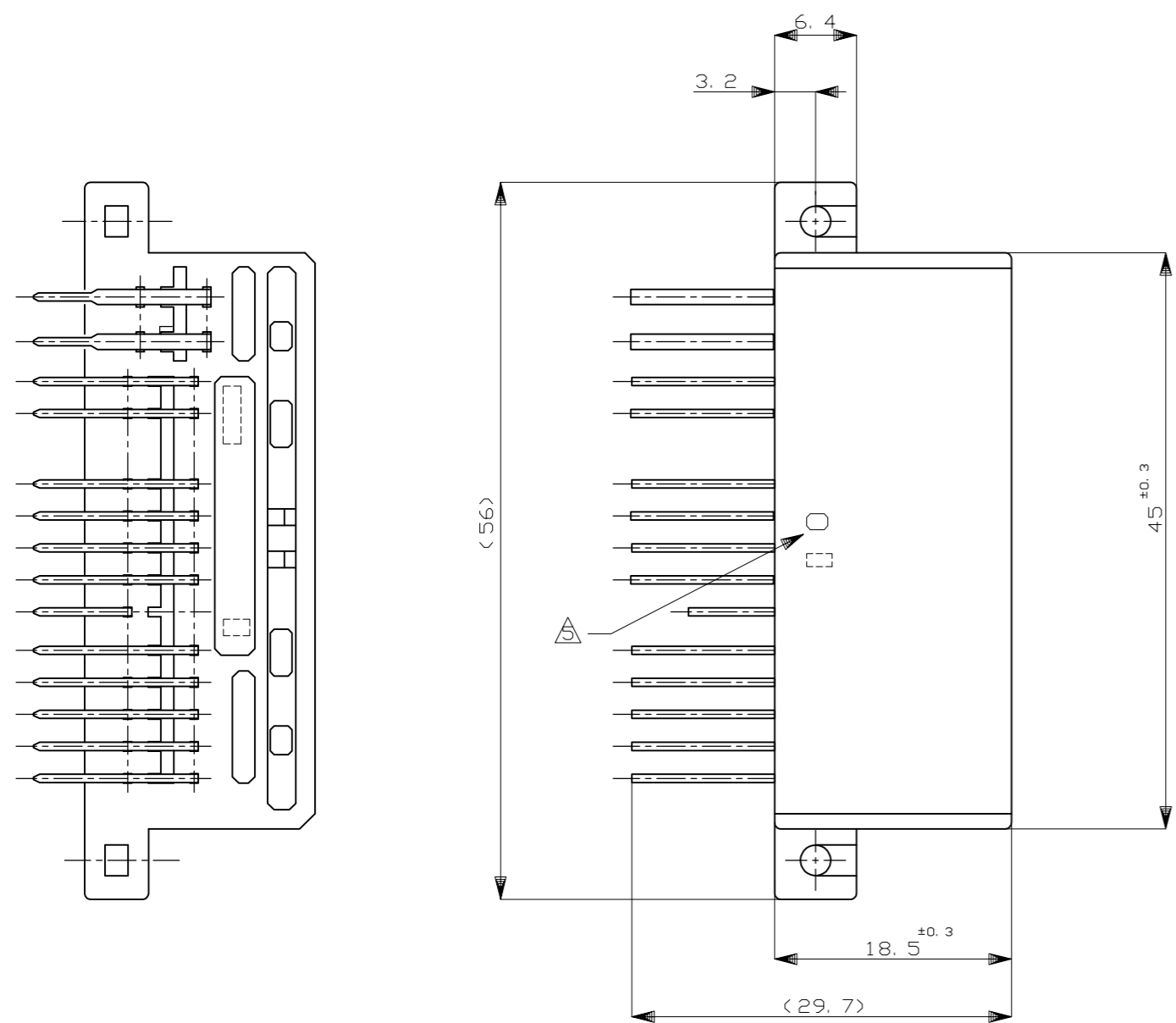


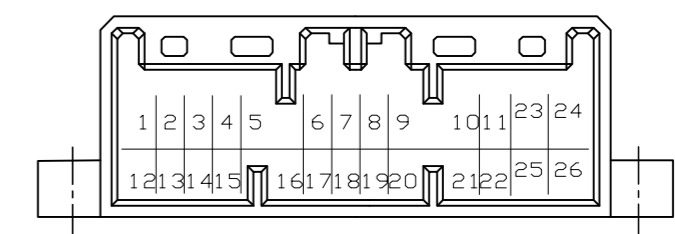
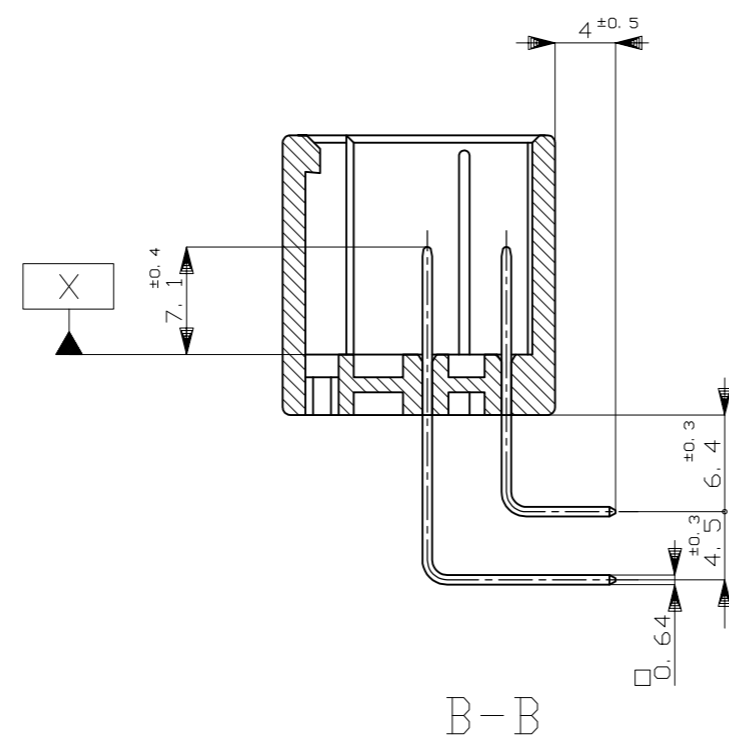
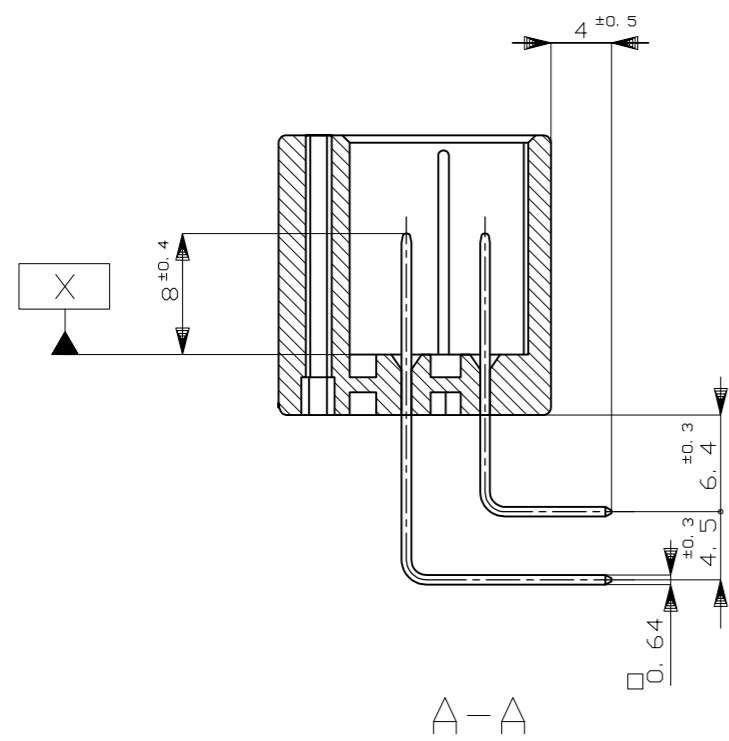
THIS DRAWING IS UNPUBLISHED. RELEASED FOR PUBLICATION
 © COPYRIGHT - By - ALL RIGHTS RESERVED.

LOC	DIST	REVISIONS					
		P	LTR	DESCRIPTION	DATE	DWN	APVD
J	-	D3	REVISED	ECR-008942	15JUN15	KF	RK



- △ MUST BE KEPT BETWEEN [X] AND 2
- 2. THE MATING PLUG HSG.PART NUMBER: 178747, 917850
- 3. RECOMMENDED MOUNTING SCREW; 3mm DIA, 6mm LENGTH (MAX.)
 PAN HEAD, CLASS 2 TAPPING SCREW SPECIFIED IN JIS B1115, B1122
 (TIGHTENING TORQUE; 0.4N-m (4Kg-cm) MAX)
- △ CIRCUT NUMBER
 POWER CIRCUIT NO. ⑳~㉔
 SIGNAL CIRCUIT NO. ①~㉒
- △ INDICATED PREFIX AND ID MARK OF PRODUCT P/N BY HOT MARK
- 6. APPLICABLE PRODUCT SPEC NO.: 108-5280, 108-5342

- △ [X] 面から2mmの範囲で測定
- 2. 嵌合相手ハウジング型: 178747, 917850
- 3. 推奨取付ねじ: JIS B1115, B1122 タッピングねじ, なべ2種
 呼び径3, 長さ6mm以下 (締付けトルク; 0.4N-m (4kg-cm) 以下)
- △ 回路番号: 下図参照のこと
 パワー回路 ⑳~㉔
 シグナル回路 ①~㉒
- △ 適用製品型番のアプリフィックス及びIDマークを
 カワーホットマークにて表示
- 6. 適用製品規格番号: 108-5280, 108-5342



0	PRE-TIN × 21 SELECTIVE-TIN [MATTE] SELECTIVE GOLD × 5	---	⑱⑲ ⑳㉑㉒	BLACK 黒色	2-5178209-2
0	PRE-TIN × 21 SELECTIVE-TIN [MATTE] SELECTIVE GOLD × 5	---	⑱⑲ ⑳㉑㉒	LIGHT GRAY 淡灰色	2-5178209-9
2	PRE-TIN × 21 TIN-LEAD SELECTIVE GOLD × 5	---	⑱⑲ ⑳㉑㉒	BLACK 黒色	2-178209-2
2	PRE-TIN × 21 TIN-LEAD SELECTIVE GOLD × 5	---	⑱⑲ ⑳㉑㉒	LIGHT GRAY 淡灰色	2-178209-9
0	PRE-TIN × 26	---	---	LIGHT GRAY 淡灰色	178209-9
0	PRE-TIN × 26	---	---	ORANGE 橙色	178209-8
MARKING マーキング	SOLDERING SIDE 半田付け部	CONTACT SIDE 接触部側	POWER CIRCUIT NO. パワー回路	SIGNAL CIRCUIT NO. シグナル回路	HOUSING COLOR ハウジング色
	CONTACT FINISH コンタクト仕上げ		CIRCUIT NO. OF GOLD 全メッキ端子使用回路番号		P/N

THIS DRAWING IS A CONTROLLED DOCUMENT.

DIMENSIONS: 単位: 純 mm	TOLERANCES UNLESS OTHERWISE SPECIFIED 一般公差	DWN T.SHINOHARA 02JUN11	TE Connectivity 26POSITION CAP HOUSING ASSEMBLY 040/070 SERIES HYBRID I/O CONNECTOR LOWPRO FILE
0 PLC ±	1 PLC ±	CHK K.BETSUI 02JUN11	
2 PLC ±	3 PLC ±	APVD K.BETSUI 02JUN11	
4 PLC ±	ANGLES ±	NAME 名称	
TOLERANCES UNLESS OTHERWISE SPECIFIED. 一般公差	FINISH 仕上	PRODUCT SPEC 製品規格	SIZE A2
10± ±0.2	材料	APPLICATION SPEC 取付適用規格	CAGE CODE 00779
30± > 10 ±0.25	HOUSING: PBT	WEIGHT	DRAWING NO C=178209
100± > 30 ±0.3	CONTACT: BRASS	CUSTOMER DRAWING	RESTRICTED TO
ANGLE: ±0.3°	SEE TABLE 表参照	SCALE 2:1	SHEET 1 of 1