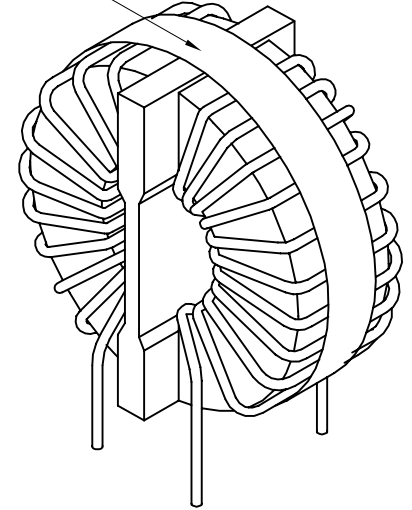


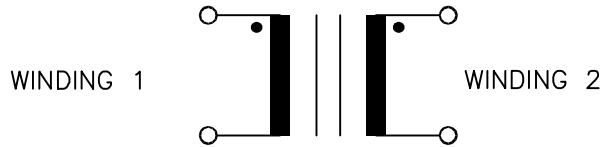
A. Electrical Specifications (@25°C)

1. Rated Voltage; 250 V AC 50/60 Hz
2. Rated Current; 8A AC
3. Common Mode Inductance (@ 1 KHz); 1 mH MIN
4. DC Resistance; (each winding) 0.02 Ω MAX
6. Insulation Resistance; 100 M Ω MIN at 500 VDC Winding to Winding, Winding to Core
7. HiPot test; AC 2.0 KV 1 minute Winding to Winding, Winding to Core

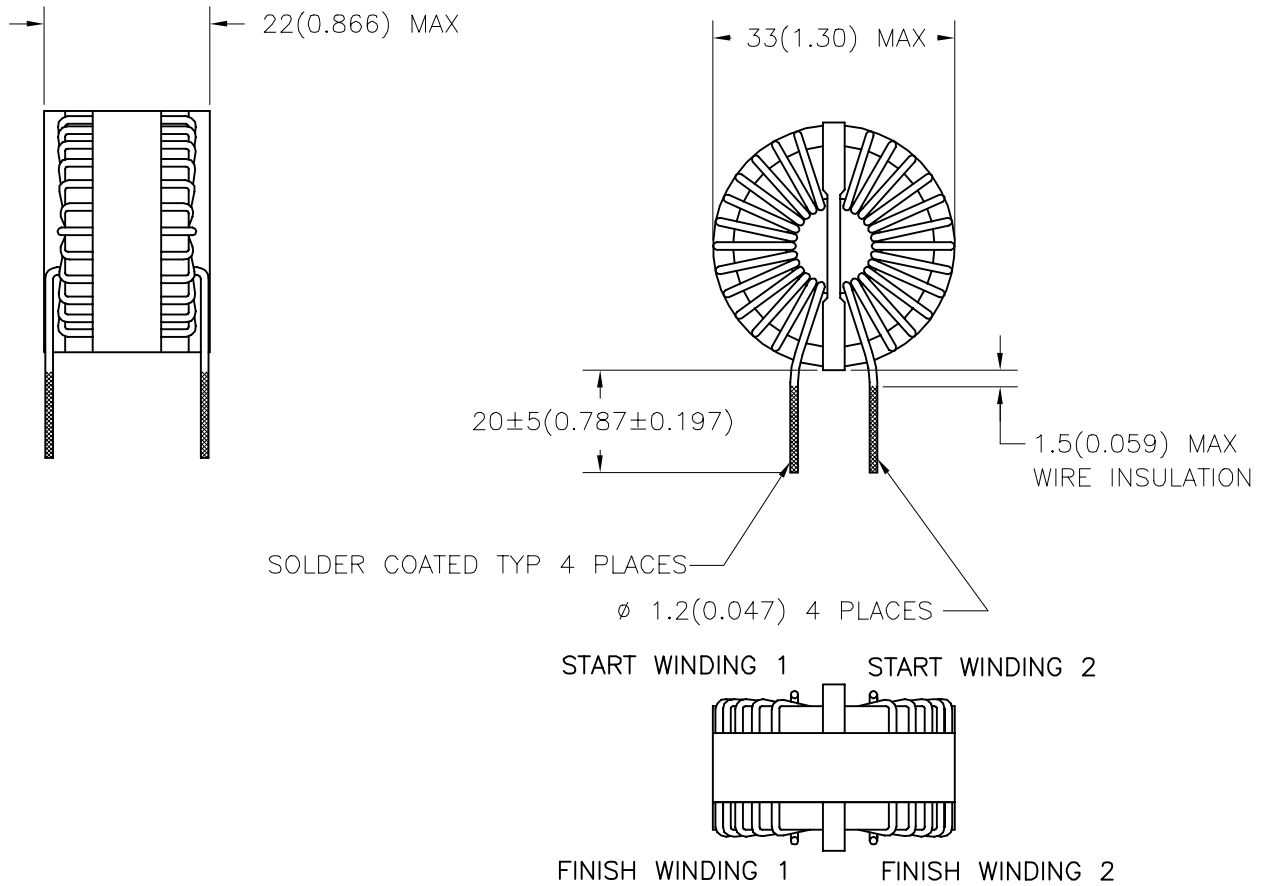
TAMURA, CMT-03801, date code and country of origin



B. Schematic Diagram;



C. Mechanical Specifications;



PREPARED BY:

K. Brennan

ENGINEER:

T. Shiozawa

QUALITY CONTROL:

V. Casey

APPROVED:

V. Casey

DWG CONTROL NO. P-A4-10836 ACAD\MISCX\A4108361.DWG	REV A
--	-----------------

COIL COMMON MODE

CMT-03801

<p>CONTENTS OF THIS DRAWING ARE SUBJECT TO CHANGE WITHOUT PRIOR NOTICE</p> <p>TAMURA CORPORATION OF AMERICA 43352 BUSINESS PARK DRIVE, TEMECULA, CA. 92590-6624 (909) 699-1270 FAX 9096769482</p>
--

MODEL SPECIFICATION	DIM: mm(In)	SCL: 1/1	SH: 1 OF 1
---------------------	-------------	----------	------------

PROPRIETARY NOTICE: THIS DRAWING PRINT OR DOCUMENT AND SUBJECT MATTER DISCLOSED HEREIN ARE PROPRIETARY ITEMS TO WHICH TAMURA RETAINS THE EXCLUSIVE RIGHT OF DISSEMINATION, REPRODUCTION, MANUFACTURE AND SALE. THIS DRAWING, PRINT OR DOCUMENT IS SUBMITTED IN CONFIDENCE FOR CONSIDERATION BY THE RECIPIENT ALONE UNLESS PERMISSION FOR FURTHER DISCLOSURE IS EXPRESSLY GRANTED IN WRITING.