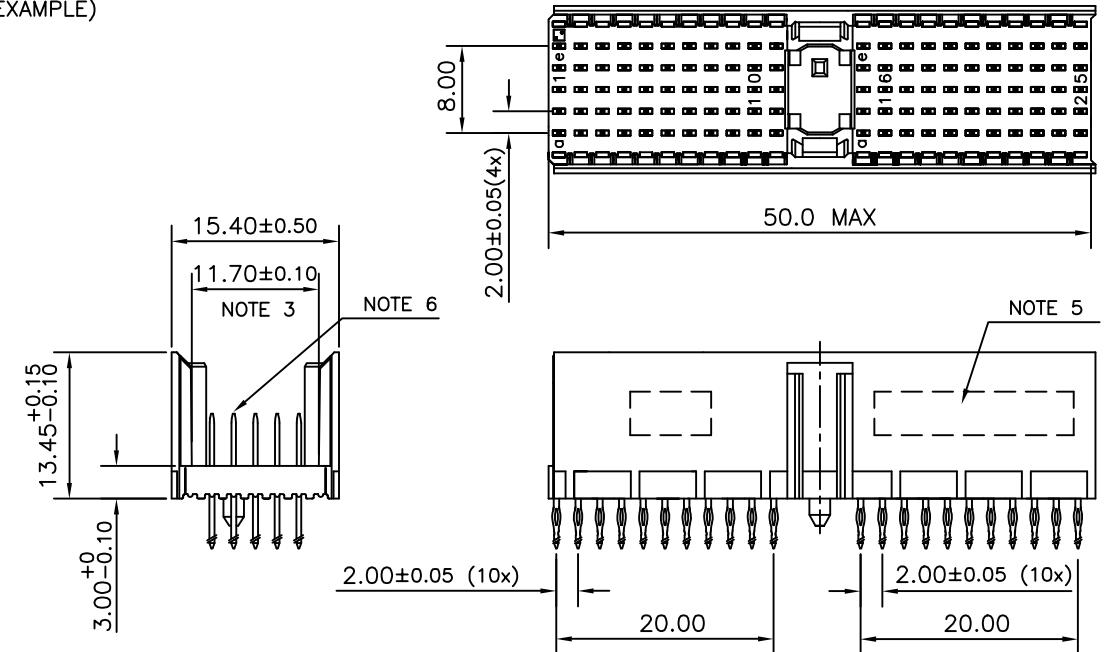


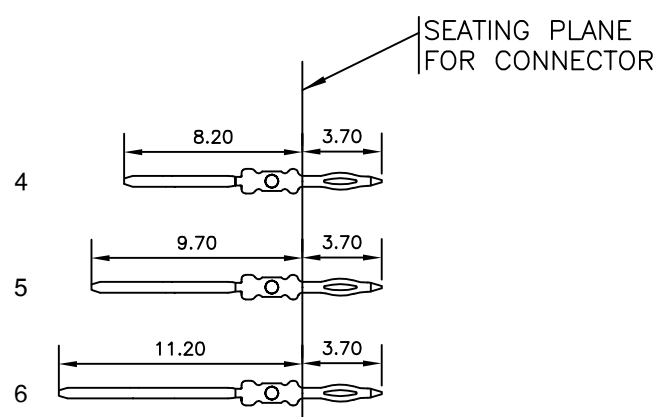
LOADING PATTERN MATING SIDE

f	0	0	0	0	0	0	0	0	0	0	0	0	0	0	0	0	0	0	0	0	0	0	0	0	0	0
e	5	5	5	5	5	5	5	5	5	5	5	5	5	5	5	5	5	5	5	5	5	5	5	5	5	5
d	5	5	5	5	5	5	5	5	5	5	5	5	5	5	5	5	5	5	5	5	5	5	5	5	5	5
c	5	5	5	5	5	5	5	5	5	5	5	5	5	5	5	5	5	5	5	5	5	5	5	5	5	5
b	5	5	5	5	5	5	5	5	5	5	5	5	5	5	5	5	5	5	5	5	5	5	5	5	5	5
a	5	5	4	5	5	5	5	5	5	5	5	5	5	5	5	5	5	5	5	5	5	5	5	5	5	5
z	0	0	0	0	0	0	0	0	0	0	0	0	0	0	0	0	0	0	0	0	0	0	0	0	0	0
POS	0	0	1	1	2	2																				
	1	5	0	5	0	5																				

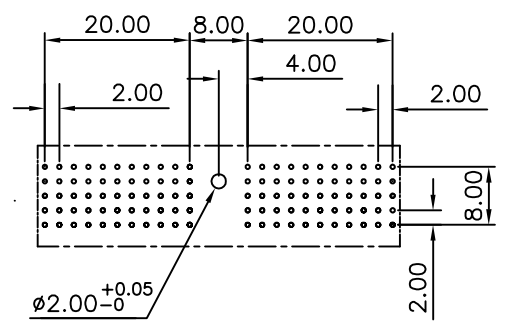
LOADED CONNECTOR ASSEMBLY (FOR EXAMPLE)



CONTACT OVERVIEW



LAY-OUT P.C.B.-HOLE



HM2P07PDF370 **LEAD FREE INDICATOR : LF = LEAD FREE (DIGIT 15 & 16)**
PLATING CODE (DIGIT 13 AND 14)
 (REF DRW NO. BS,C , 201844 , 003)

- NOTES**
- THIS PRODUCT IS CSA APPROVED.
 - THIS PRODUCT IS UL RECOGNIZED.
 - MEASURED AT THE BOTTOM.
 - MATERIAL CONTACT: PHOSPHORBRONZE
HOUSING: CREAM WHITE GLASS FILLED POLYESTER UL-94V0
 - CONNECTOR PRINTED WITH P/N AND DATE CODE.
 - FOR ACTUAL CONTACT LOADINGS, SEE LOADING PATTERN MATING SIDE.
 - SHAPE OF CONNECTOR HOUSING CAN ALTER DEPENDING ON PRODUCTION LOCATION
 - THE PRODUCT (LF) MEETS EUROPEAN UNION DIRECTIVES AND OTHER COUNTRY REGULATIONS AS DESCRIBED IN GS-22-008
 - FOR RECOMMENDED PTH DIMENSIONS REFER DRAWING : BS, A , 201572 , 001
- CATALOG NO: HM2P07PDF370----

mat'l. code		surface		tolerance		projection		product family	
SEE NOTE 4		ISO 1302		ISO 406 ISO 1101		MM		MILLIPACS	
ltr	ecn no	dr	date	tolerances unless otherwise specified		MM		title	
A	I04-0087	MINI	2004/09/24	angles	linear	MM		MPACS 5+2R STR HDR PF CONN TYPE A	
B	I05-0189	MINI	2005/10/15	0°±1°		scale		-	
C	I06-0090	MINI	2006/06/28						
		dr	MINI K VANDANATH	2004/09/24				dwg no	
		engr	BIJU K PAUL	2004/09/24				sheet 1 of 1	
		chr	BIJU K PAUL	2006/06/28				size	
		appd	BIJU K PAUL	2006/06/28				A3	
sheet index		revision	C					type	
1		sheet	1					Product Customer Drawing	



Copyright FCI