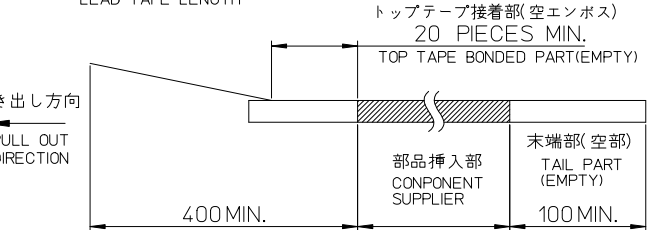
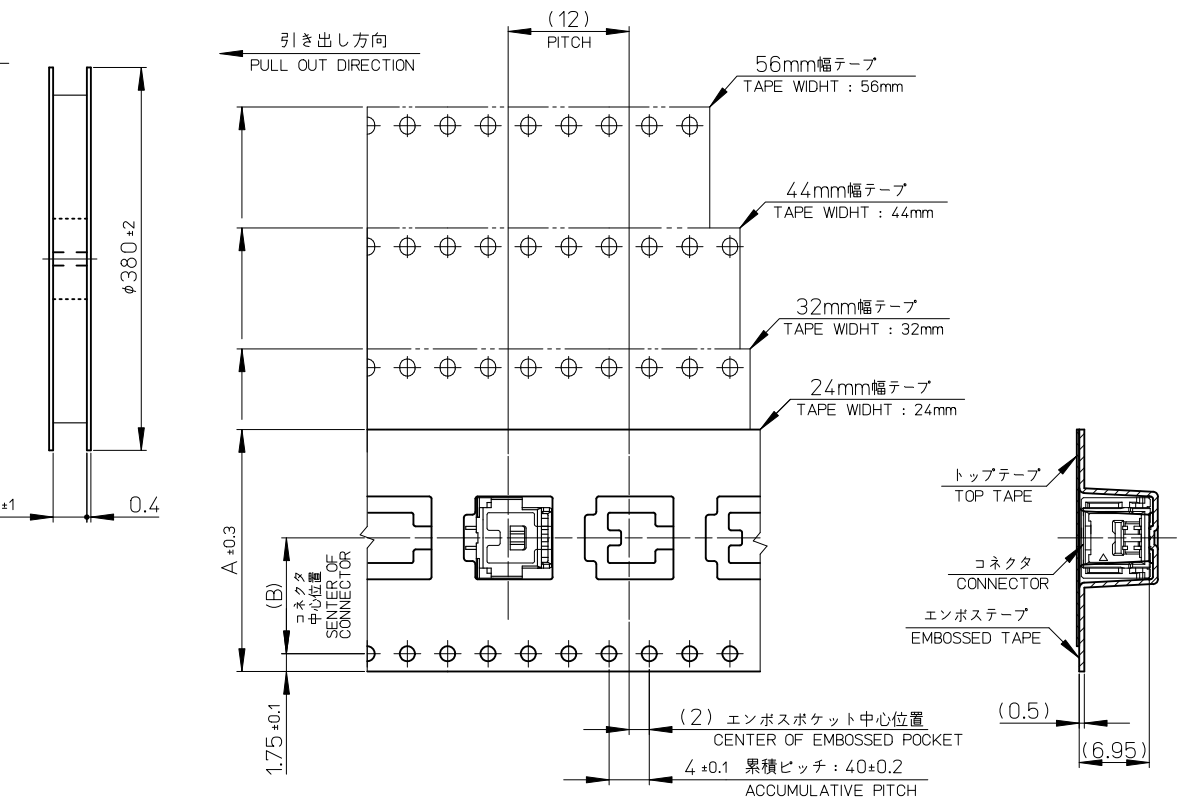


- NOTES**
- 製品詳細寸法については、SD-502494-002を参照下さい。
PLEASE REFER TO SD-502494-002 FOR THE DETAILED DIMENSION OF THE CONNECTOR.
 - 梱包数量：950個
NUMBER OF CONNECTIONS：950 PIECES/REEL.
 - リードテープ長さ
LEAD TAPE LENGTH



- 材料
MATERIAL
キャリアテープ：ポリスチレン
CARRIER TAPE：POLYSTYRENE
トップテープ：ポリエチレン、ポリエチレンテレフタレート
TOP TAPE：POLYESTER、POLYETHYLENE、POLYETHYLENE TEREPHTHALATE
リール：ポリスチレン <リサイクル材を含む>
REEL：POLYSTYRENE <RECYCLE MATERIAL CONTAINED>
- ELV及びRoHS適合品
ELV AND RoHS COMPLIANT

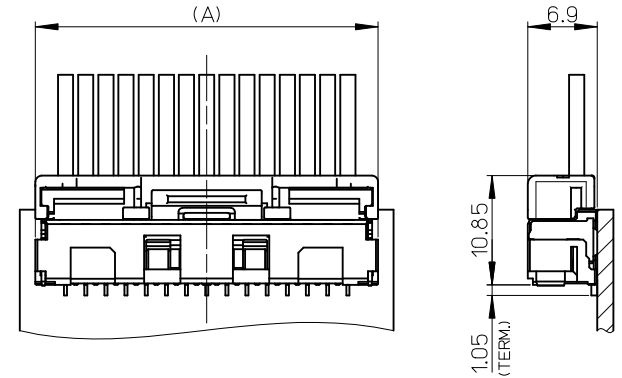
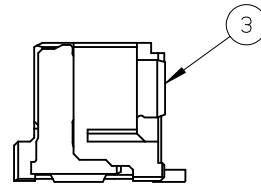
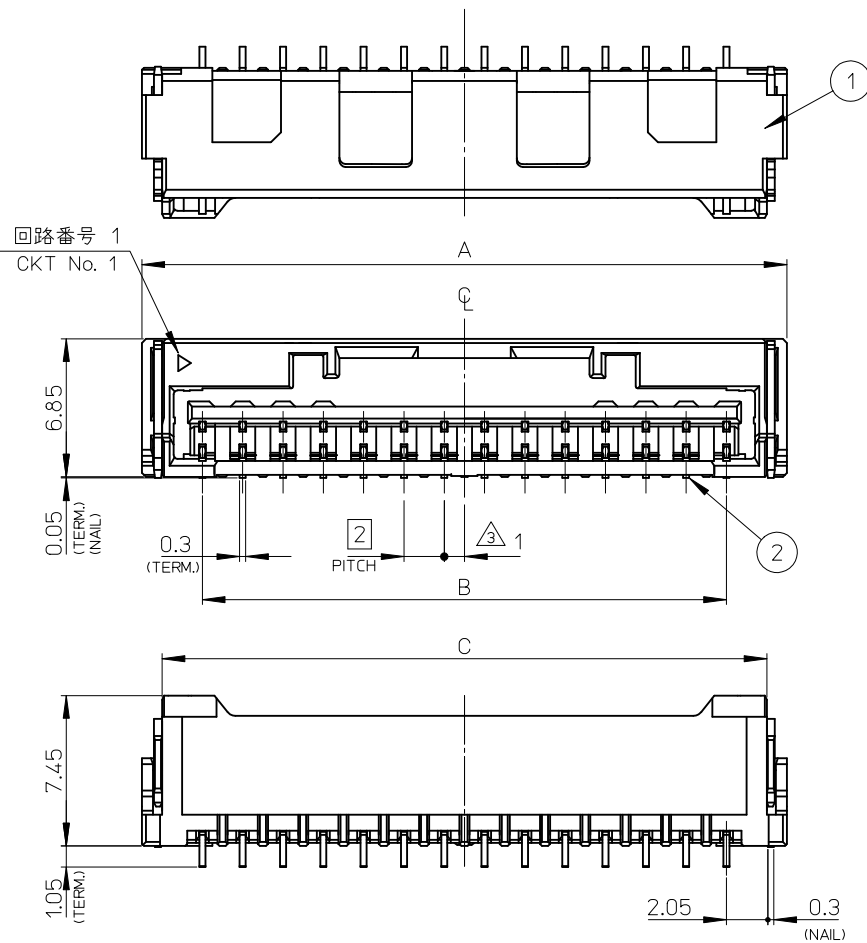


| | | | | |
|------|------|---------------------------|----------------------|----------------|
| 57.5 | 26.2 | 56 | 502494-1570 | 15 |
| 57.5 | 26.2 | 56 | 502494-1470 | 14 |
| 45.5 | 20.2 | 44 | 502494-1370 | 13 |
| 45.5 | 20.2 | 44 | 502494-1270 | 12 |
| 45.5 | 20.2 | 44 | 502494-1070 | 10 |
| 45.5 | 20.2 | 44 | 502494-0870 | 8 |
| 33.5 | 14.2 | 32 | 502494-0670 | 6 |
| 25.5 | 11.5 | 24 | 502494-0470 | 4 |
| C | B | エンボステープ幅 WIDTH OF TAPE | 製品番号 MATERIAL NO. | 極数 CXT. NO. |

| | | | | | | | | | |
|---|--|--|----------------------------|---------------------------|---|------------------------|---------------------|---------------------------|--|
| REVISED EC NO: J2011-0559 DRWN: HOBAYASHI 2010/08/30 CHKD: SAKIYAMA 2010/12/27 APPR: NUKITA 2010/12/27 | GENERAL TOLERANCES (UNLESS SPECIFIED) | | DIMENSION STYLE MM ONLY | | SCALE --- | DESIGN UNITS METRIC | | THIRD ANGLE PROJECTION | |
| | 10 UNDER | ±0.2 | DRAWN BY NITO | DATE 2007/01/11 | TITLE EMBOSSSED TAPE PACKAGE FOR 502494 | | | | |
| | 10 OVER 30 UNDER | ±0.25 | CHECKED BY KASAKAWA | DATE 2007/01/11 | | | | | |
| | 30 OVER | ±0.3 | APPROVED BY YOITO | DATE 2007/01/11 | | | | | |
| ANGULAR | ±3 ° | DRAFT WHERE APPLICABLE MUST REMAIN WITHIN DIMENSIONS | | MATERIAL NO. SEE TABLE | DOCUMENT NO. SD-502494-001 | | SHEET NO. 1 OF 1 | | |
| SIZE A3 THIS DRAWING CONTAINS INFORMATION THAT IS PROPRIETARY TO MOLEX INCORPORATED AND SHOULD NOT BE USED WITHOUT WRITTEN PERMISSION | | | | | | | | | |

NOTES

1. 嵌合相手 : 502439-**00
MATE WITH : 502439-**00
2. 端子テール部 及び ネイルの平坦度 : 0.1MAX.
TAIL AND NAIL COPLANARITY TO BE 0.1 MAX.
3. 極数 / 2 = 偶数に適用。
APPLY FOR CKT. SIZE / 2 = EVEN.
4. 端子テール部 及び ネイルに錫めっきを使用しているため、
外観に摺動痕が付く場合が御座います。
THE WOUND OF FRICTION MIGHT ADHERE TO EXTERNALS
BECAUSE THE TIN PLATING IS USED FOR THE TAIL AND NAIL.
5. 本製品のプラスチック部に黒点等が確認される場合や
色合いが異なる場合がありますが、製品性能に影響はありません。
THERE IS NO INFLUENCE IN THE PRODUCT PERFORMANCE THOUGH
THE BLACK SPOT ETC. MIGHT BE CONFIRMED TO THE PLASTIC PART
OF THIS PRODUCT AND THE SHADE MIGHT BE DIFFERENT.
6. ELV 及び RoHS 適合品
ELV AND RoHS COMPLIANT

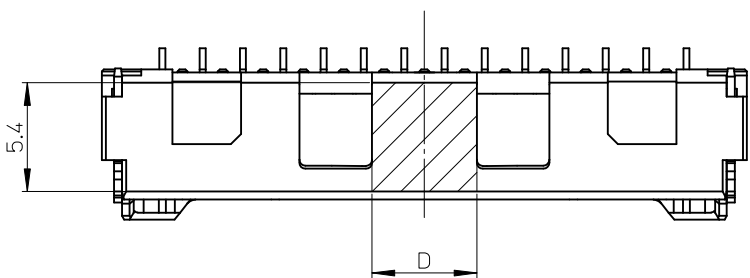


嵌合図 MATED CONNECTORS
(SCALE : 2-1)

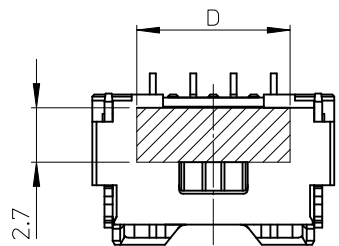
| | | | | | |
|-----|----|----|----|-----------------------|----------|
| 9.2 | 32 | 28 | 34 | 502494-1570 | 15 |
| 5.2 | 30 | 26 | 32 | 502494-1470 | 14 |
| 5.2 | 28 | 24 | 30 | 502494-1370 | 13 |
| 5.2 | 26 | 22 | 28 | 502494-1270 | 12 |
| 5.2 | 22 | 18 | 24 | 502494-1070 | 10 |
| 5.2 | 18 | 14 | 20 | 502494-0870 | 8 |
| 4 | 14 | 10 | 16 | 502494-0670 | 6 |
| 7.6 | 10 | 6 | 12 | 502494-0470 | 4 |
| D | C | B | A | EMBOSSED TAPE PACKAGE | 極数 |
| | | | | 注文番号 ORDER No. | CKT. NO. |

| 番号 NO. | 部品 PART | 材質 MATERIAL |
|-----------|-------------------|---|
| ① | ハウジング HOUSING | 耐熱性樹脂 UL94V-0 色:ナチュラル HEATPROOF RESIN UL94V-0 COLOR:NATURAL |
| ② | ターミナル TERMINAL | 銅合金 COPPER ALLOY 錫めっき : 1.0 micro-meter MIN. TIN (TAIL AREA) ニッケルめっき(下地) : 1.0 micro-meter MIN. NICKEL (UNDER PLATING) |
| ③ | ネイル NAIL | 銅合金 COPPER ALLOY 錫めっき : 1.0 micro-meter MIN. TIN ニッケルめっき(下地) : 1.0 micro-meter MIN. NICKEL (UNDER PLATING) |

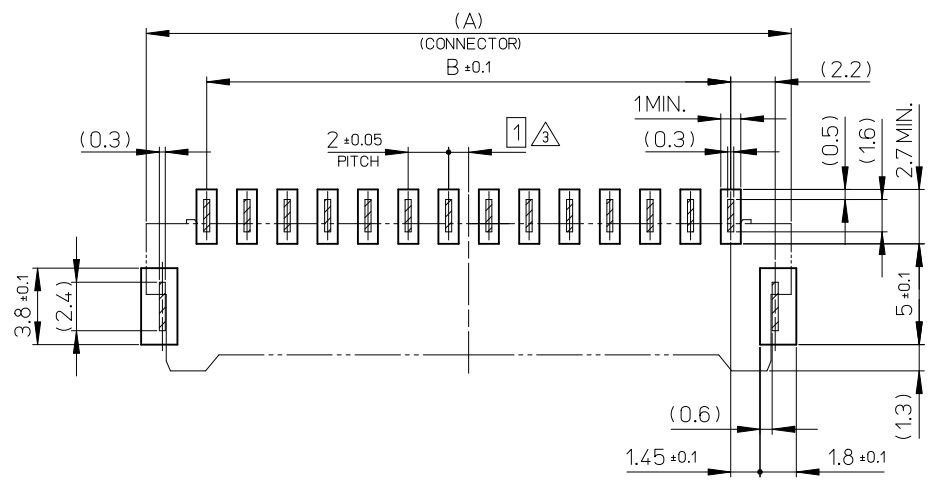
| | | | | | | | | | |
|---|-------------|--|-------|----------------------------|--|---|------------------------|---------------------------|--|
| REVISED EC NO. J2012-0012 DRW:NITO 2011/07/19 CHKD:SAKIYAMA 2011/07/19 APPR:NUKITA 2011/07/20 | DESCRIPTION | GENERAL TOLERANCES (UNLESS SPECIFIED) | | DIMENSION STYLE MM ONLY | | SCALE 4:1 | DESIGN UNITS METRIC | THIRD ANGLE PROJECTION | |
| | | 10 UNDER | ±0.2 | DRAWN BY NITO | DATE 2007/01/11 | TITLE 2.0 W/B CONN. SINGLE R/A REC. ASSY 2-15CKT -LEAD FREE- | | | |
| | | 10 OVER 30 UNDER | ±0.25 | CHECKED BY KASAKAWA | DATE 2007/01/11 | MOLEX INCORPORATED | | | |
| | | 30 OVER | ±0.3 | APPROVED BY YOITO | DATE 2007/01/11 | | | | |
| REV | | ANGULAR ±1 ° DRAFT WHERE APPLICABLE MUST REMAIN WITHIN DIMENSIONS | | SIZE A3 | THIS DRAWING CONTAINS INFORMATION THAT IS PROPRIETARY TO MOLEX INCORPORATED AND SHOULD NOT BE USED WITHOUT WRITTEN PERMISSION | | | | |



吸着エリア 6~15極
VACUME AREA 6~15CKT



吸着エリア 4極
VACUME AREA 4CKT



基板パターンレイアウト(参考)
RECOMMENDED P.C.B. PATTERN LAYOUT (REF.)

| | | | | | | |
|--|---------------------------------------|--|----------------------------|--|--|-------------------------------|
| REVISED EC NO: J2012-0012 DRWN:NITO 2011/07/19 CHKD:SAKIYAMA 2011/07/19 APPR:NUKITA 2011/07/20 | GENERAL TOLERANCES (UNLESS SPECIFIED) | | DIMENSION STYLE MM ONLY | SCALE 4:1 | DESIGN UNITS METRIC | THIRD ANGLE PROJECTION |
| | 10 UNDER | ±0.2 | DRAWN BY NITO | DATE 2007/01/11 | TITLE 2.0 W/B CONN. SINGLE R/A REC. ASSY 2-15CKT | |
| | 10 OVER 30 UNDER | ±0.25 | CHECKED BY KASAKAWA | DATE 2007/01/11 | MOLEX INCORPORATED | |
| | 30 OVER | ±0.3 | APPROVED BY YOITO | DATE 2007/01/11 | MATERIAL NO. SEE TABLE | DOCUMENT NO. SD-502494-002 |
| | ANGULAR ±1 ° | DRAFT WHERE APPLICABLE MUST REMAIN WITHIN DIMENSIONS | SIZE A3 | THIS DRAWING CONTAINS INFORMATION THAT IS PROPRIETARY TO MOLEX INCORPORATED AND SHOULD NOT BE USED WITHOUT WRITTEN PERMISSION | | |