DRAWING MADE IN THIRD ANGLE PROJECTION

/home/us016926/DMTECmod

PART NUMBER	REV	FIRST USED
~~567096-1~~	~~A~~	~~854400-1~~ OBSOLETE-NOT RELEASED
567096-2	D	565435-5

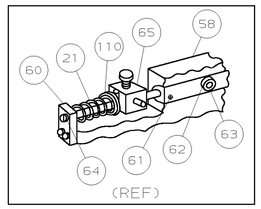

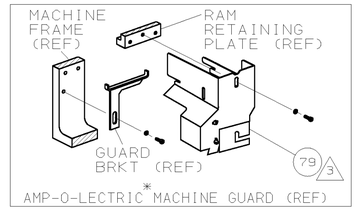

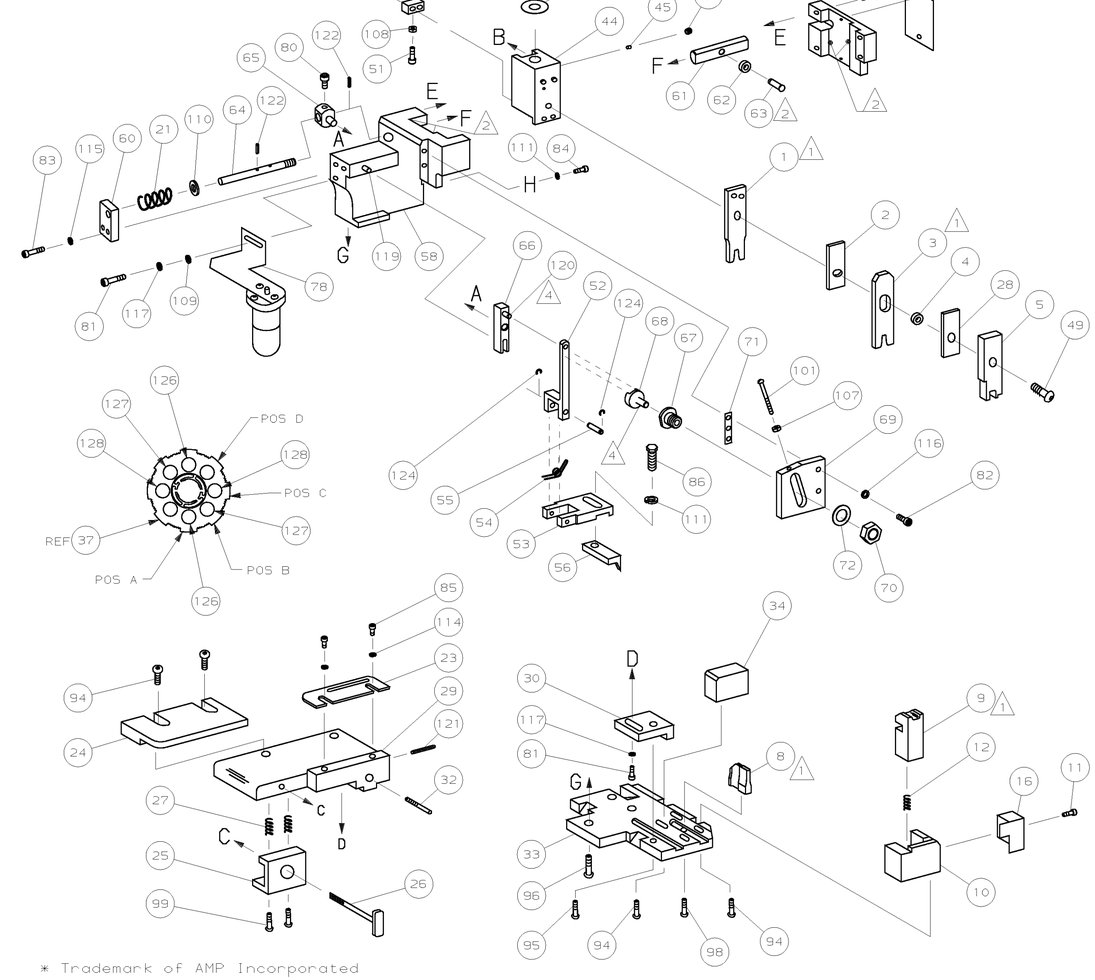

* Trademark of AMP Incorporated

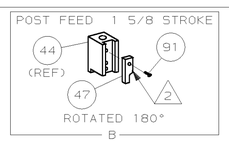

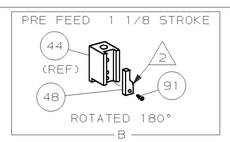

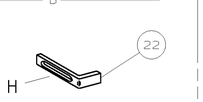

LEADMAKER
T TERMINATING UNIT

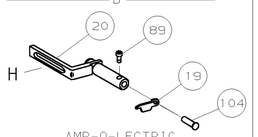

AMP-O-LECTRIC
K TERMINATING UNIT

1. RECOMMENDED SPARE PARTS.
2. GREASE LIGHTLY.
3. GUARD MUST BE IN PLACE WHEN OPERATING APPLICATOR IN AMP-O-LECTRIC MACHINE.
4. LUBRICATE DAILY USING NO. 20 MACHINE OIL.
5. ITEMS WITH QTY OF REF SPECIFIED (EXCEPT ITEM 79) ARE USED ON ITEM 46.

TERMINAL NAME: LANCED PIN

	153210
	153211

TERM APPL SPEC 114-1109

CRIMPING DATA

PAD LTR	CRIMP HEIGHT	WIRE SIZE
A	.062 ±.002	1.5mm²
B	.054 ±.002	1.0mm²
C	.048 ±.002	0.5mm² (20 Ga)
D	NOT	USED

CRIMP	SIZE	TYPE	RANGE
WIRE	.080	F	0.5mm²-1.5mm²
INSUL	.140	F	ø2.03-ø3.04 mm

FEED	APPL INST	SET UP GAGE	LAYOUT
.480	408-8040	458637-1	L1202

WIRE STRIP LENGTH .120-.155

-1	LEADMAKER	MECH-POST FEED
-2	AMP-O-LECTRIC	MECH-PRE FEED

-2	-1	U/M	DWG SIZE	PART NO	DESCRIPTION	ITEM NO
						129
2	2	-	C	2-354779-6	PIN, WIRE DISC (.3120)C	128
2	2	-	C	1-354779-4	PIN, WIRE DISC (.3060)B	127
2	2	-	C	9-354778-7	PIN, WIRE DISC (.2980)A	126
1	1	-	A	986950-1	WASHER, FLAT PRECISION	125
REF	REF	-	A	21045-3	RING,RET "C"(ø.187)FD FING PIN	124
						123
REF	REF	-	A	5-21028-1	PIN,SLT SPR(ø.125x.50)ADJ ROD	122
1	1	-	A	4-21028-0	PIN,SLT SPR(ø.093x.75)ST GDE PL	121
REF	REF	-	A	1-21030-1	PIN,DOWEL(ø.187x.50)LEVER	120
REF	REF	-	A	1-21030-6	PIN,DOWEL(ø.187x1.25)HOUSING	119
						118
2	1	-	A	21024-5	WASHER, LOCK(#10)ADJ BLOCK	117
REF	REF	-	A	21024-5	WASHER,LOCK(#10)ADJ PLATE	116
REF	REF	-	A	21024-5	WASHER,LOCK(#10)FEED GDE ROD	115
2	2	-	A	21024-2	WASHER,LOCK(#4)FRONT STP GUIDE	114
						113
						112
4	4	-	A	21024-4	WASHER,LOCK(#8)STRIPPER	111
REF	REF	-	A	21899-4	WASHER,FLAT(ø5/16)SCREW ADJ	110
1	REF	-	A	21899-2	WASHER,FLAT(NO.10)LUB ASSY	109
1	1	-	A	21018-5	NUT,HEX(NO.6)HOLDDOWN	108
REF	REF	-	A	21018-5	NUT,HEX(6-32)FEED ADJ	107
						106
						105
1	1	-	A	992031-1	PIN, CLEVIS	104
1	1	-	A	21009-2	SCR,SKT SET(1/4-20x.25 LW)RAM	103
2	2	-	A	21017-2	SCR,DRIVE(#2x.19)ID PLATE	102
REF	REF	-	A	6-23715-5	SCR,PAN HD(6-32x1.50)FEED ADJ	101
1	1	-	B	461264-1	PLATE, IDENTIFICATION	100
2	2	-	A	3-21002-0	SCR,BHC(10-32x.88)DRAG	99
1	1	-	A	22733-8	SCR,BHC(8-32x.38 LW)ANVIL	98
REF	REF	-	A	2-21002-9	SCR,BHC(10-32x.75)CAP	97
REF	REF	-	A	2-22733-8	SCR,BHC(1/4-20x.62)HOUSING	96
REF	REF	-	A	2-21002-7	SCR,BHC(10-32x.50)SG ADJ BLOCK	95
6	6	-	A	2-21002-2	SCR,BHC(8-32x.50)SHEAR	94
						93
						92
1	1	-	A	1-21002-7	SCR,BHC(6-32x.38)CAM	91
						90
1	-	-	A	7-21000-9	SCR,SHC(4-40x.19)STRIPPER	89
						88
						87
1	1	-	A	2-22603-0	SCR,HEX HD(8-32x.31)FEED FINGER	86
2	2	-	A	1-21000-3	SCR,SHC(4-40x.25)F ST GUIDE	85
3	3	-	A	2-21000-7	SCR,SHC(8-32x.50)STRIPPER	84
REF	REF	-	A	3-21000-7	SCR,SHC(10-32x.75)FEED ROD GD	83
REF	REF	-	A	3-21000-6	SCR,SHC(10-32x.62)FD ADJ BLK	82
2	2	-	A	3-21000-4	SCR,SHC(10-32x.38)SG ADJ BL	81
REF	REF	-	A	3-21000-4	SCR,SHC(10-32x.38)PIVOT BLK	80
REF	-	-	B	455749-1	GUARD, WINDOW	79
1	REF	-	C	1-465184-0	LUBRICATOR ASSY	78
						77
						76
						75
1	1	-	A	690603-1	SPRING, ASSIST	74
1	1	-	A	23030-1	SCR,SKT CAP(6-32x.25)CP DSC	73
REF	REF	-	A	458109-1	WASHER, SPECIAL	72
REF	REF	-	A	690517-1	SPACER	71

QTY REQD PER ASSY — REVISION OF EACH ASSY NO (WHEN BLANK, USE DWG REVISION) — PARTS LIST

-2	-1	U/M	DWG SIZE	PART NO	DESCRIPTION	ITEM NO
1	1	-	A	22594-8	NUT,HEX(1/2-20)	70
REF	REF	-	B	240628-1	PLATE, ADJUSTMENT	69
REF	REF	-	B	240626-1	SHAFT, PIVOT	68
REF	REF	-	B	240633-1	BUSHING	67
REF	REF	-	A	455680-1	LEVER, INTERMEDIATE	66
REF	REF	-	B	240629-1	BLOCK, PIVOT	65
REF	REF	-	A	240632-2	SCREW, ADJ FEED ROD	64
REF	REF	-	B	240659-3	PIN, CAM ROLLER	63
REF	REF	-	B	240658-1	ROLLER, CAM	62
REF	REF	-	B	454398-2	ROD, FEED	61
REF	REF	-	A	454178-1	GUIDE, FEED ROD	60
REF	REF	-	C	454220-1	CAP, RAM	59
REF	REF	-	D	454485-1	HOUSING	58
						57
1	1	-	B	690542-2	PAWL, FEED	56
REF	REF	-	B	240624-1	PIN, FEED FINGER	55
REF	REF	-	B	691499-1	SPRING, FEED FINGER	54
REF	REF	-	B	690541-1	HOLDER, FEED FINGER	53
REF	REF	-	A	455679-1	LEVER, TERMINAL FEED ARM	52
1	1	-	A	811242-2	BUMPER, HOLDDOWN	51
1	1	-	A	690753-1	SPACER, TONKER	50
1	1	-	A	7-21002-9	BOLT, CRIMPER(5/16x1.00)	49
1	-	-	B	690602-5	CAM, PRE-FEED 1 1/8 ST	48
-	1	-	B	690501-4	CAM, POST-FEED 1 5/8 ST	47
1	1	-	B	459456-1	APPLICATOR, BASIC (SUBASSY)	46
1	1	-	A	690191-1	PLUG, NYLON	45
1	1	-	C	455673-1	RAM	44
1	1	-	A	690125-1	WASHER, LAMINATED	43
1	1	-	A	690124-1	WASHER, RAM	42
						41
1	1	-	A	23241-6	BALL, STEEL	40
1	1	-	A	690170-1	SPRING, COMPRESSION	39
1	1	-	C	690142-1	DISC, INSULATION	38
1	1	-	D	354777-1	WIRE DISC, PLASTIC	37
1	1	-	A	22480-5	WASHER, SPRING	36
1	1	-	B	690212-1	POST, RAM	35
1	1	-	B	692776-1	SUPPORT, TERMINAL	34
REF	REF	-	D	455675-1	PLATE, BASE	33
1	1	-	A	690432-3	SCREW, ADJUSTMENT	32
						31
REF	REF	-	B	455689-1	BLOCK, STRIP GUIDE ADJ	30
1	1	-	C	455671-2	PLATE, STRIP GUIDE	29
1	1	-	C	1-455888-0	SPACER, FRONT SHEAR DEP	28
2	2	-	A	1-22284-0	SPRING, DRAG	27
1	1	-	B	690546-1	LEVER, DRAG RELEASE	26
1	1	-	B	240792-5	DRAG, TERMINAL	25
1	1	-	D	8-690504-9	GUIDE, STRIP (REAR)	24
1	1	-	A	693855-2	GUIDE, STRIP (FRONT)	23
-	1	-	B	690472-2	STRIPPER	22
REF	REF	-	A	4-22284-9	SPRING, FEED RETURN	21
1	1	-	A	679218-1	STRIPPER WIRE STOP ASSY	20
1	-	-	B	458949-1	STRIPPER	19
						18
						17
1	1	-	B	691667-1	GUARD, CHIP (FRONT)	16
						15
						14
						13
1	1	-	A	5-22280-0	SPRING, SHEAR	12
1	1	-	B	690461-1	STOP, SHEAR	11
1	1	-	C	690459-1	HOLDER, SHEAR (FRONT)	10
1	1	-	C	454276-1	SHEAR, FLOAT (FRONT)	9
1	1	-	C	2-803653-0	ANVIL	8
						7
						6
1	1	-	C	455889-9	DEPRESSOR, SHEAR (FRONT)	5
1	1	-	B	1-238011-0	SPACER, BLOCK CRIMPER	4
1	1	-	C	7-456134-7	CRIMPER, INSULATION	3
1	1	-	C	455888-7	SPACER, CRIMPER	2
1	1	-	C	1-456405-4	CRIMPER, WIRE	1

QTY REQD PER ASSY — REVISION OF EACH ASSY NO (WHEN BLANK, USE DWG REVISION) — PARTS LIST

P	F	LTR	REVISION RECORD	APP	DATE
		D	ECN 0150-1098-04	TE	8-04
		C2	0150-9608-99	DS	9-99
		C1	0150-8523-98	TB	7/98
		C	0150-6783-96,OBS -2	-	-
		B	0150-6588-96	TB	1/96
		A	EC 0150-4912-93	CE	10/93

DIMENSIONS IN INCHES. DO NOT SCALE PRINT. TOLERANCES UNLESS OTHERWISE SPECIFIED: 2 PLC DEC ±- 3 PLC DEC ±- 4 PLC DEC ±- ANGLES ± - SURF TEXTURE, √ REMOVE BURRS, BREAK SHARP EDGES R.015 MAX

MATL - HT TR - FIN -

DR JC BAKER 10/21/93 APP B WOLFE 10/21/93
CHK C. ERISMAN 10/21/93 REL B. MORGAN 10/28/93

AMP Incorporated Harrisburg, PA 17105-3608

NAME SIDE FEED HDM APPLICATOR MACHINE REF MINI APPL

SCALE - DWG NO 567096 SHEET 1 of 1 REV D

CAGE CODE 00779 CUSTOMER AND ASSEMBLY DRAWING RESTRICTED TO —

THIS DRAWING IS A CONTROLLED DOCUMENT.
THIS DRAWING IS UNPUBLISHED. © COPYRIGHT 19 BY AMP INCORPORATED. ALL RIGHTS RESERVED. RELEASED FOR PUBLICATION 19

LOC A DIST 66