

# Precision limit switch

## → Series 83 731/83 732/83 733

### ■ Adjustable threaded barrel fixing



## Main specifications

	Top-mounted plunger	Top-mounted plunger with roller	Top-mounted plunger
	83 731 3	83 732 3	83 733 3
<b>Version</b>			
Single-pole			
<b>General characteristics</b>			
Minimum operating force (N)	15	15	6
Minimum total travel force (N)	35	35	25
Differential travel (mm)	2	2	1.5
Minimum operating travel (mm)	0.2	0.2	0.2
Maximum total travel (mm)	6	6	4
Mechanical life (millions of operations) mini.	10 <sup>6</sup>	10 <sup>6</sup>	10 <sup>6</sup>
Operating temperature (°C)	-5 → +70	-5 → +70	-5 → +70
Protection °C	IP66	IP56	IP56
Weight (g)	110	120	70

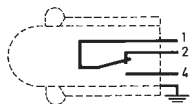
## General characteristics

Conformity to standards	NFC 20030 : Class I (the plunger is operated manually by an earthed metal part or by an insulated part which provides additional insulation).
Protection	IP 56 - IP 66 depending on type
Version	Single-pole
Function	3-terminal single break two-way contact element (form C : changeover)
<b>Electrical characteristics</b>	
Assigned operating current (Ie)	5 A / 250 V
Thermal current (Ith) A	12
<b>Connections</b>	
Cable	PVC (A05 - VV - F) , length 0.50 m 3 conductors cross-section 0.75 mm <sup>2</sup> Sheathed ext. Ø : 7.6 mm
Electrical protection	Earthing terminal for version 83 731 and 83 732
Approvals	-

## Principles

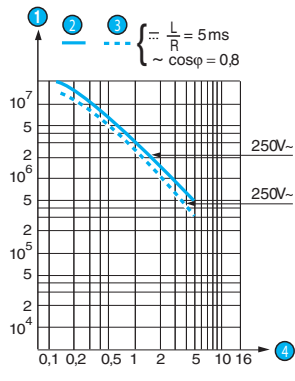
### Function

3-terminal single break two-way contact element (form C : changeover).



- ① Black (common)
- ② Brown (NC)
- ④ Blue (NO)

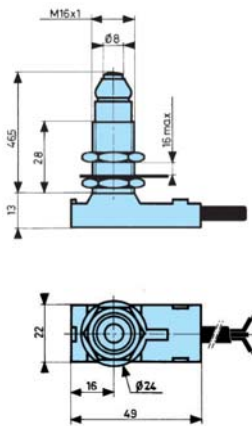
## Curves



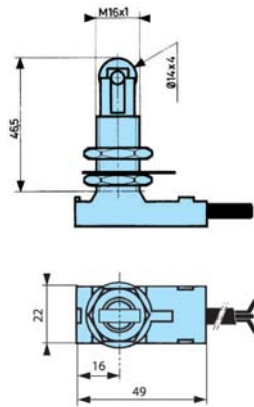
## Dimensions

### → Product

83 731 3



83 732 3



83 733 3

