

# PCB terminal block - FFKDSA1/V-2,54- 3 - 1789320

Please be informed that the data shown in this PDF Document is generated from our Online Catalog. Please find the complete data in the user's documentation. Our General Terms of Use for Downloads are valid (<http://phoenixcontact.com/download>)

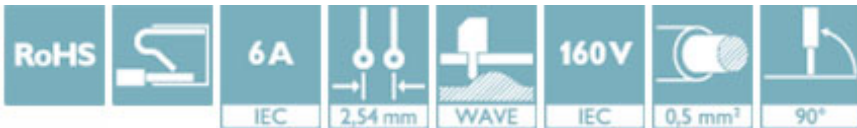


PCB terminal block, nominal current: 6 A, nom. voltage: 160 V, pitch: 2.54 mm, number of positions: 3, connection method: Push-in spring connection, mounting: Wave soldering, conductor/PCB connection direction: 90 °, color: green. The article can be aligned to create different nos. of positions!

The figure shows the 10-position version

## Why buy this product

- ✓ Time saving push-in connection, tools not required
- ✓ Defined contact force ensures that contact remains stable over the long term
- ✓ Intuitive use through colour coded actuation lever
- ✓ Operation and conductor connection from one direction enable integration into front of device
- ✓ Two solder pins reduce the mechanical strain on the soldering spots
- ✓ The latching on the side enables various numbers of positions to be combined
- ✓ Vertical connection enables multi-row arrangement on the PCB



## Key Commercial Data

Packing unit	50 STK
GTIN	
GTIN	4017918260644

## Technical data

### Dimensions

Length [ l ]	12.6 mm
Pitch	2.54 mm
Dimension a	5.08 mm
Width [ w ]	10.12 mm
Constructional height	13.6 mm
Height [ h ]	17 mm
Solder pin [P]	3.4 mm
Pin dimensions	0,5 x 0,8 mm

# PCB terminal block - FFKDSA1/V-2,54- 3 - 1789320

## Technical data

### Dimensions

Pin spacing	5.08 mm
Hole diameter	1.1 mm

### General

Range of articles	FFKDS(A) 0,5/...-V
Insulating material group	I
Rated surge voltage (III/3)	2.5 kV
Rated surge voltage (III/2)	2.5 kV
Rated surge voltage (II/2)	2.5 kV
Rated voltage (III/3)	63 V
Rated voltage (III/2)	160 V
Rated voltage (II/2)	320 V
Connection in acc. with standard	EN-VDE
Nominal current $I_N$	6 A
Nominal cross section	0.5 mm <sup>2</sup>
Maximum load current	6 A
Insulating material	PA
Flammability rating according to UL 94	V0
Stripping length	11 mm
Number of positions	3

### Connection data

Conductor cross section AWG min.	26
Conductor cross section AWG max.	20

### Standards and Regulations

Connection in acc. with standard	EN-VDE
	CSA
Flammability rating according to UL 94	V0

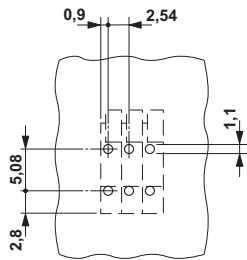
### Environmental Product Compliance

China RoHS	Environmentally friendly use period: unlimited = EFUP-e
	No hazardous substances above threshold values

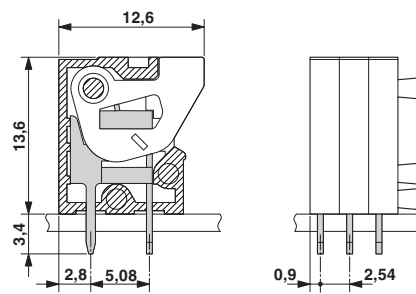
## Drawings

# PCB terminal block - FFKDSA1/V-2,54- 3 - 1789320

Drilling diagram



Dimensional drawing



## Approvals

### Approvals

Approvals

CSA / EAC / cULus Recognized

Ex Approvals

### Approval details

CSA		<a href="http://www.csagroup.org/services-industries/product-listing/">http://www.csagroup.org/services-industries/product-listing/</a>	13631
		B	
Nominal voltage UN			150 V
Nominal current IN			6 A
mm <sup>2</sup> /AWG/kcmil			20

EAC			B.01742
-----	--	--	---------

cULus Recognized		<a href="http://database.ul.com/cgi-bin/XYV/template/LISEXT/1FRAME/index.htm">http://database.ul.com/cgi-bin/XYV/template/LISEXT/1FRAME/index.htm</a>	E60425-19870330
		B	
Nominal voltage UN			150 V
Nominal current IN			6 A
mm <sup>2</sup> /AWG/kcmil			26-20

Phoenix Contact 2018 © - all rights reserved  
<http://www.phoenixcontact.com>

PHOENIX CONTACT GmbH & Co. KG  
Flachsmarktstr. 8  
32825 Blomberg  
Germany  
Tel. +49 5235 300  
Fax +49 5235 3 41200  
<http://www.phoenixcontact.com>