

Bus system cable - SAC-4P-MINMS/ 5,0-961/MINFSVAL - 1434183

Please be informed that the data shown in this PDF Document is generated from our Online Catalog. Please find the complete data in the user's documentation. Our General Terms of Use for Downloads are valid (<http://download.phoenixcontact.com>)



Bus system cable, FOUNDATION Fieldbus, Foundation Fieldbus, 3-position, PVC, blue RAL 5015, shielded, Plug straight 7/8"-16UNF, A-coded, on Socket straight 7/8"-16UNF, A-coded, Cable length: 5 m



Key commercial data

Packing unit	1 1
Custom tariff number	85444290
Country of origin	Germany

Technical data

Dimensions

Length of cable	5 m
-----------------	-----

Ambient conditions

Ambient temperature (operation)	-40 °C ... 105 °C (Plug / socket)
Degree of protection	IP67
	Type 1 (NEMA)
	Type 3 (NEMA)
	Type 4 (NEMA)
	Type 6P (NEMA)

General

Note	For applications in circuits of intrinsic safety protection type "i". Electrical values following EN 60079-14.
Rated current at 40°C	5.2 A
Number of positions	3
Contact resistance	≤ 5 mΩ

Bus system cable - SAC-4P-MINMS/ 5,0-961/MINFSVAL - 1434183

Technical data

General

Insulation resistance	≥ 10 MΩ
Coding	A - standard
Signal type/category	FOUNDATION Fieldbus
Status display	No
Pollution degree	2
Torque	0.8 Nm (7/8" connectors)

Material

Contact material	CuZn
Contact surface material	Au
Contact carrier material	PA66
Material of grip body	TPU
Material, knurls	High-grade steel
Sealing material	TPU

Pin assignment

Position = wire color (signal) = position (optional)	1 (Plug) = BU (DATA-) = 1 (Socket)
	2 (Plug) = OG (DATA+) = 2 (Socket)
	3 (Plug) = SR (shield) = 3 (Socket)

Cable

Cable type	Fieldbus FOUNDATION/PROFIBUS PA, blue
Cable type (abbreviation)	961
Cable structure	2xAWG18/7 + 1xAWG20/7
Conductor cross section	2x 0.75 mm ² (signal line)
	1x 0.5 mm ² (Drain wire)
AWG signal line	18
Conductor structure signal line	7x 0.40 mm
Core diameter including insulation	2.24 mm ±0.05 mm
Thickness, insulation	0.5 mm (Core insulation)
	1 mm (Outer cable sheath)
Wire colors	Blue, orange
Twisted pairs	2 cores to the pair
Overall twist	One pair with one drain wire and fillers for core
Shielding	Plastic-coated aluminum foil with a drain wire
Optical shield covering	100 %
External sheath, color	blue RAL 5015
External cable diameter	7.42 mm
External cable diameter D	7.5 mm ±0.25 mm

Bus system cable - SAC-4P-MINMS/ 5,0-961/MINFSVAL - 1434183

Technical data

Cable

Smallest bending radius, fixed installation	75 mm
Cable weight	56.552 kg/km
Outer sheath, material	PVC
Material conductor insulation	PO (signal line)
Conductor material	Tin-plated Cu litz wires
Conductor resistance	19.2 Ω/km (signal line)
	26 Ω/km (shield)
Working capacitance	148 nF (core-shield)
	78 nF (core-core)
Wave impedance	100 Ω (At 31.25 kHz)
Signal speed	0.66 c
Nominal voltage, cable	300 V
Special properties	UL standards PLTC-ER and ITC
Flame resistance	UL 1685 (CSA FT 4)
Ambient temperature (operation)	-30 °C ... 105 °C (Cable)

Classifications

eCl@ss

eCl@ss 4.0	27060306
eCl@ss 4.1	27060306
eCl@ss 5.0	27061801
eCl@ss 5.1	27061801
eCl@ss 6.0	27061801
eCl@ss 7.0	27061801
eCl@ss 8.0	27061801

ETIM

ETIM 3.0	EC001855
ETIM 4.0	EC001855
ETIM 5.0	EC001855

UNSPSC

UNSPSC 6.01	31251501
UNSPSC 7.0901	31251501
UNSPSC 11	31251501
UNSPSC 12.01	31251501
UNSPSC 13.2	31251501

Bus system cable - SAC-4P-MINMS/ 5,0-961/MINFSVAL - 1434183

Approvals

Approvals

Approvals

UL Listed / cUL Listed / GOST / cULus Listed

Ex Approvals

Approvals submitted

Approval details

UL Listed	
Nominal current IN	5.2 A
Nominal voltage UN	300 V

cUL Listed	
Nominal current IN	5.2 A
Nominal voltage UN	300 V

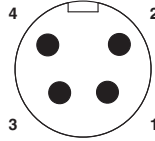
GOST	
------	--

cULus Listed	
--------------	--

Drawings

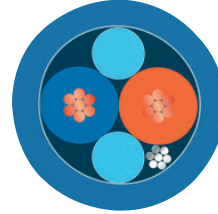
Bus system cable - SAC-4P-MINMS/ 5,0-961/MINFSVAL - 1434183

Schematic diagram



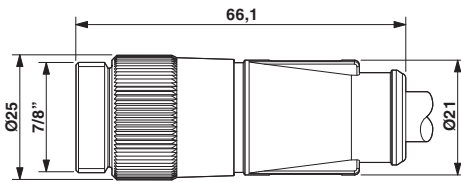
Pin assignment, plug, 7/8"-16UNF, 4-pos., view of male side

Cable cross section




Fieldbus FOUNDATION/PROFIBUS PA, blue [961]

Dimensioned drawing



7/8"-16UNF plug, straight

Circuit diagram



Contact assignment of the 7/8" plug