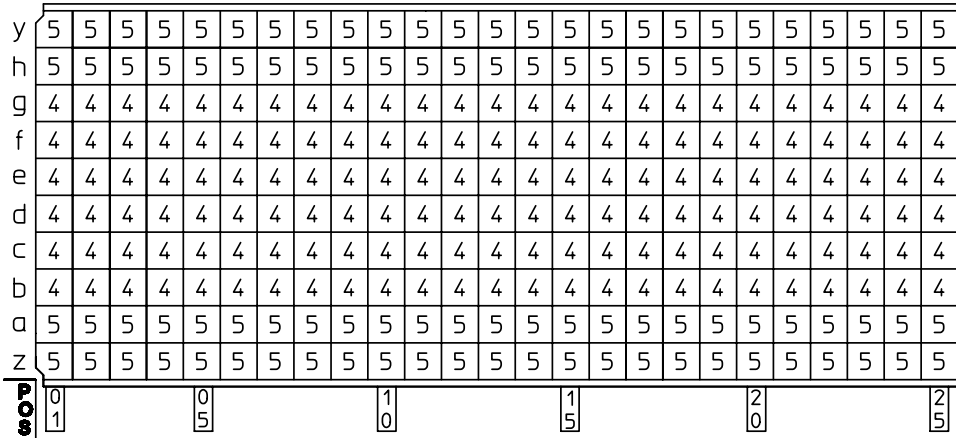


GEN. ST.	01	02	03	04	05	06	07	08	0D	50	60	70	80	90
INT. ST.	10	11	12	13	14	18	20	31	32	33	34	38	39	40

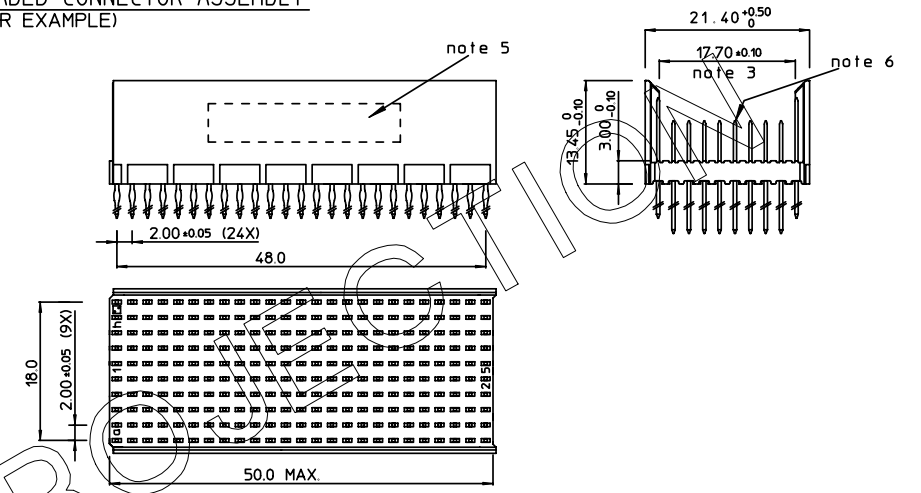
REV.	DATE	DESCRIPTION	BY	C'K'D'
A	2001-09-14	CONVERSION REVISION 01	KN	
B	2005-10-25	105-0201	VIVEK	BKP
C	2006-08-03	106-0119	VIVEK	BKP

LOADING PATTERN MATING SIDE

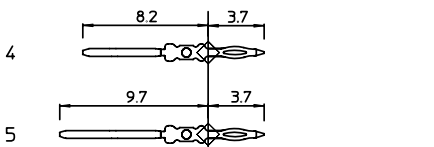


SHEET NR. : 15

LOADED CONNECTOR ASSEMBLY (FOR EXAMPLE)

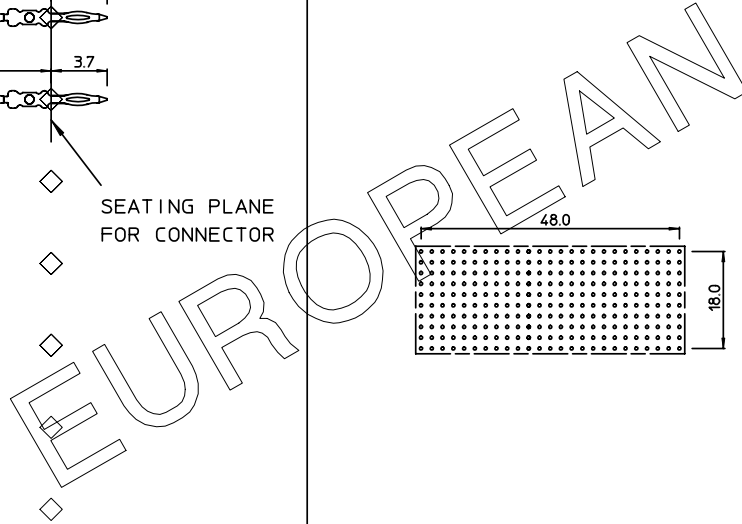
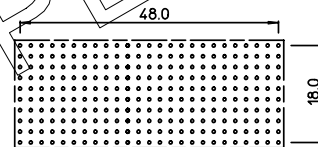


CONTACT OVERVIEW



SEATING PLANE FOR CONNECTOR

LAY-OUT P.C.B.-HOLE



LEAD FREE INDICATOR : LF = LEAD FREE (DIGIT 15 & 16)

HM2P88PD81H5

PLATING CODE (DIGIT 13 AND 14) (REF DWG No. BS.C ,201844,003)

NOTES:

- 1. THIS PRODUCT IS CSA APPROVED.
- 2. THIS PRODUCT IS UL RECOGNIZED.
- 3. MEASURED AT THE BOTTOM.
- 4. MATERIAL CONTACT: PHOSPHORBRONZE HOUSING: CREAM WHITE GLASS FILLED POLYESTER UL-94V0
- 5. CONNECTOR PRINTED WITH P/N AND DATE CODE.
- 6. FOR ACTUAL CONTACT LOADINGS, SEE LOADING PATTERN MATING SIDE.
- 7. SHAPE OF CONNECTOR HOUSING CAN ALTER DEPENDING ON PRODUCTION LOCATION.
- 8. THE PRODUCT (LF) MEETS EUROPEAN UNION DIRECTIVES AND OTHER COUNTRY REGULATIONS AS DESCRIBED IN GS-22-008
- 9. FOR RECOMMENDED PTH DIMENSIONS REFER DRAWING : BS.A ,201572,001

1DEC ±0.2 2DEC ±0.1 ANGLES ±1°	APPR.	DATE	SIGN.	LOADING PATTERN OVERVIEW (8+2 ROW)
WE RESERVE THE RIGHT TO CHANGE DIMENSIONS OR REQUIREMENTS WITHOUT PRIOR NOTICE.	DRAFT	1997-03-10	W.Panis	CAT. No. HM2P88PD81H5----
	CHECKED			SCALE
	PRD. MGR			www.fciconnect.com
ALL DIMENSIONS IN MM	PR.ENG MGR			
	PR.MGT MGR			



REFERENCES

BS.C ,202175,015 C
DRAWING No. CUSTOMER DRAWING REVISION

THIS IS OUR EXCLUSIVE PROPERTY. IT IS NOT TO BE COPIED, REPRINTED OR DISCLOSED TO A THIRD PARTY, NOR USED FOR MANUFACTURING WITHOUT OUR WRITTEN CONSENT. AND HAS TO BE RETURNED TO US IN CASE OF NO USAGE.

DIT IS ONZE EIGENDOM EN MAG NOCH NAHEMMAKT, HERDRUKT, OVERNAMEKT AAN DERDEN, NOCH VOOR FABRIKATIE GEBRUIKT WORDEN, ZONDER ONZE SCHRIFTELIJKE TOELATING, BIJ NIET GEBRUIK IS TERUGZENDING VERPLICHT.