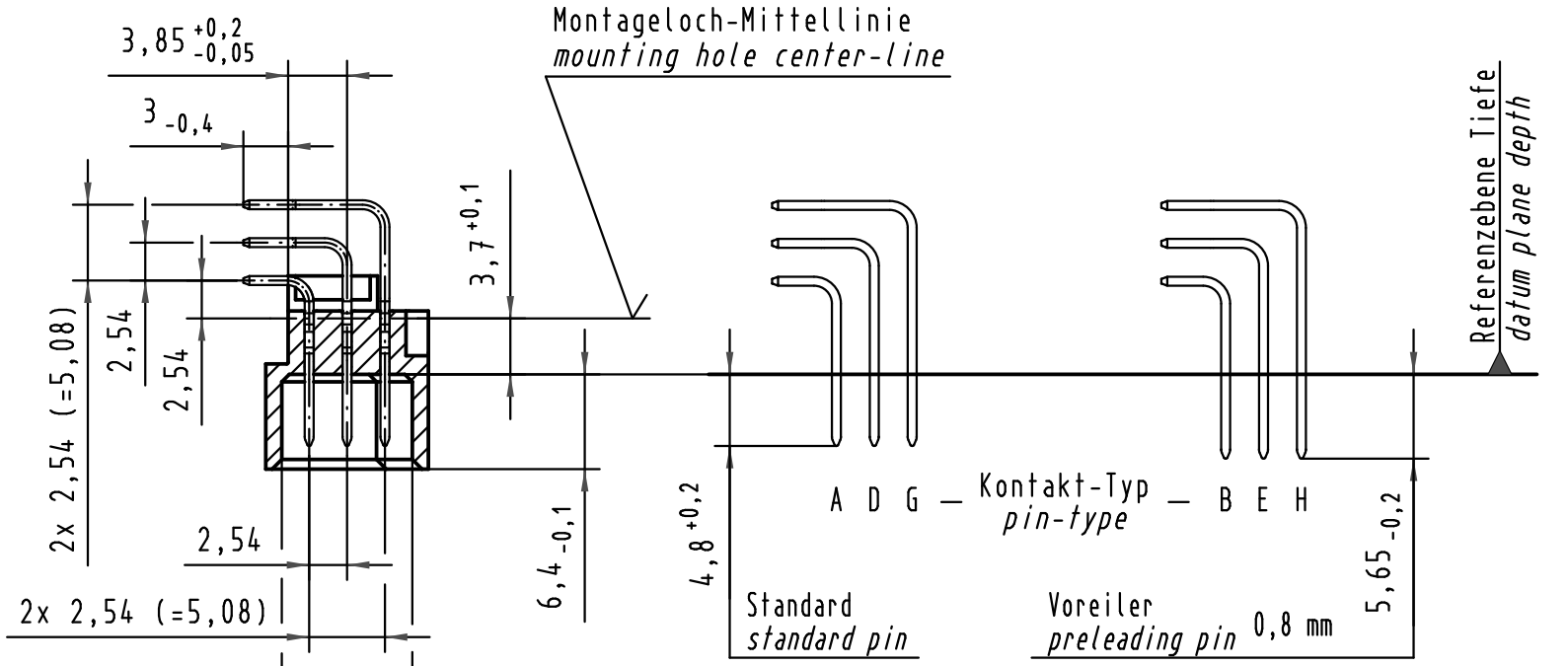
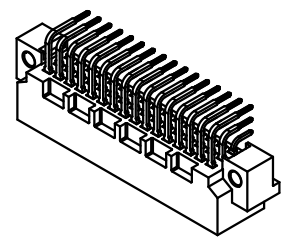
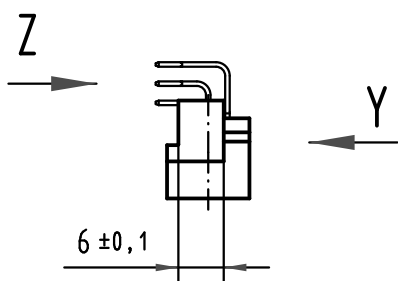
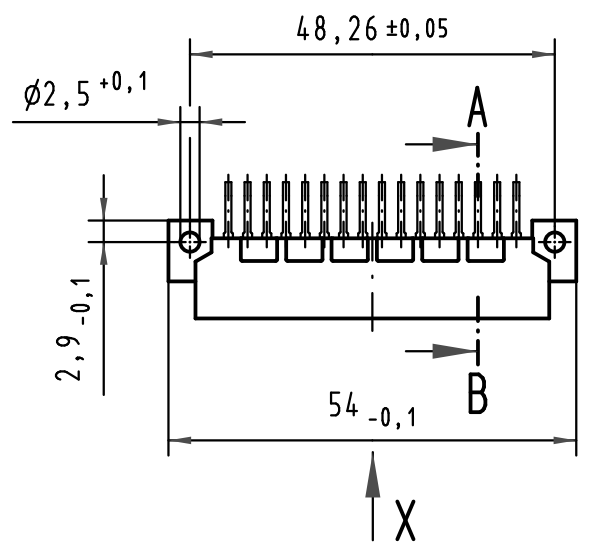
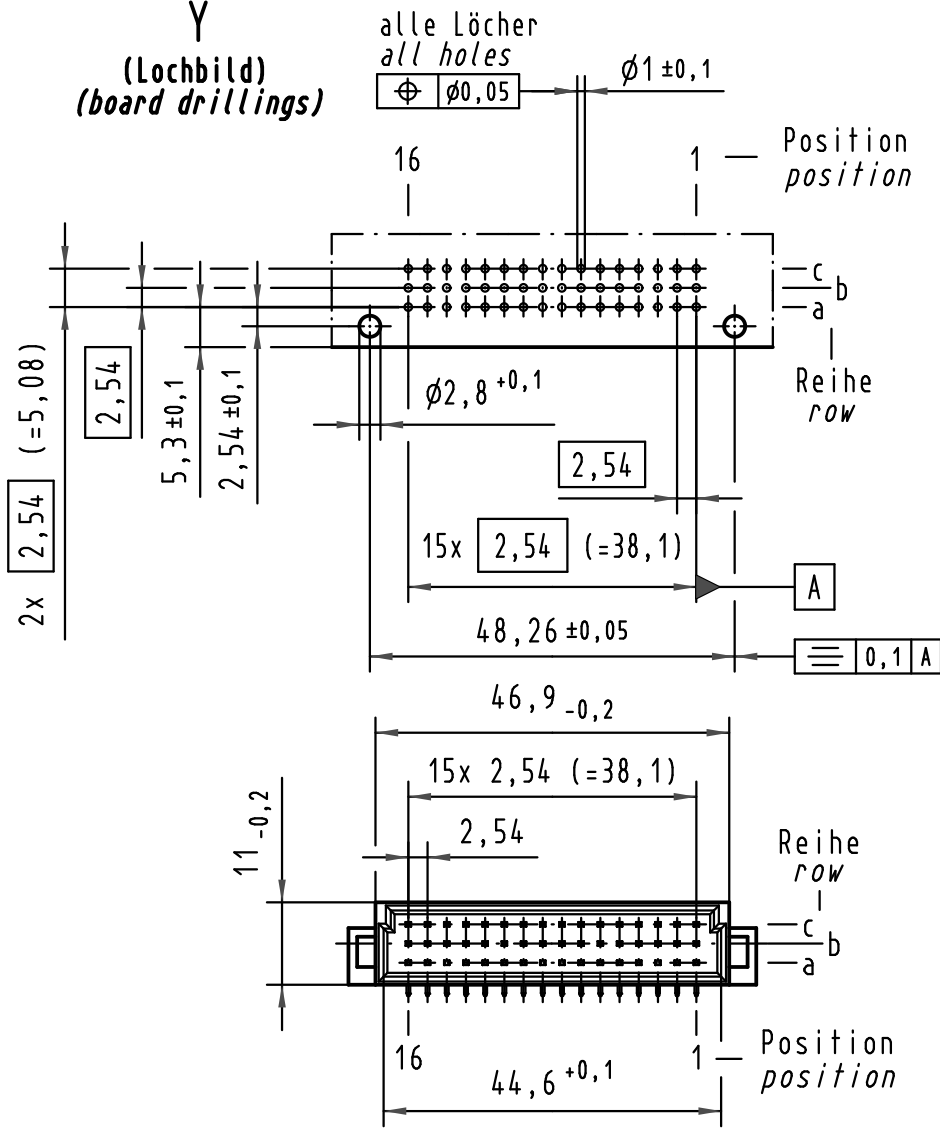


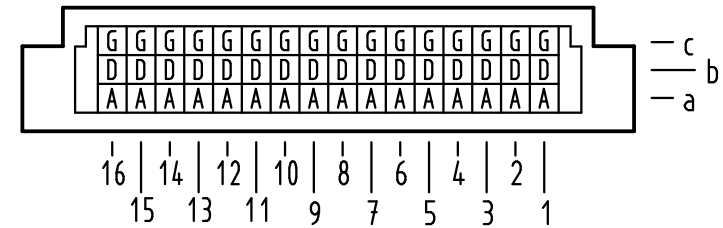
Alle Rechte vorbehalten/ All rights reserved

Y
(Lochbild)
(board drillings)



A-B
2:1

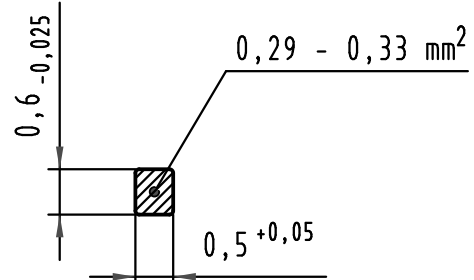
X Kontaktbelegung
contact loading



09 23 148 7921	3	Au flash over PdNi over Ni
09 23 148 6921	2	Au flash over PdNi over Ni
09 23 148 2921	1	Au flash over PdNi over Ni
Bestell-Nr. part-no.	Anforderungsstufe nach IEC performance level acc. to IEC	Kontaktoberfläche contact plating

Z
10:1

Querschnitt der
Lötanschlüsse:
cross-section of
solder terminations:



Techn. Character.			Maßstab/Scale
	Dat.	Name	
Detail.	14.07.00	Rie.	
Insp.	14.07.00	Pa.	
35345	24.10.08	Hage.	1:1 2:1 10:1
34650	12.12.07	Hage.	
28047			
Mod.	Dat.	Name	

Nicht tolerierte Maße/Free size tolerances
IEC 60603-2

Bauform 2C Messerleiste
Einlöt, 48 pol.
type 2C male connector
solder, 48 pol.

HARTING Electronics GmbH & Co. KG
D-32339 ESPELKAMP



TB 09 23 148 x921

Blatt/ page

Sub.