




Pushing Performance

HARTING M8/M12 Circular Connectors



Transforming customer wishes into concrete solutions



The HARTING Technology Group is skilled in the fields of electrical, electronic and optical connection, transmission and networking, as well as in manufacturing, mechatronics and software creation. The Group uses these skills to develop customized solutions and products such as connectors for energy and data transmission applications including, for example, mechanical engineering, rail technology, wind energy plants, factory automation and the telecommunications sector. In addition, HARTING also produces electro-magnetic components for the automobile industry and offers solutions in the field of Enclosures and Shop Systems. The HARTING Group currently comprises 32 subsidiary companies and worldwide distributors employing a total of approximately 3,200 staff.



HARTING Subsidiary company



HARTING Representatives



We aspire to top performance.

Connectors ensure functionality. As core elements of electrical and optical wiring, connection and infrastructure technologies, they are essential in enabling the modular construction of devices, machines and systems across a very wide range of industrial applications. Their reliability is a crucial factor guaranteeing smooth functioning in the manufacturing area, in telecommunications, applications in medical technology – in fact, connectors are at work in virtually every conceivable application area. Thanks to the consistent further development of our technologies, customers enjoy investment security and benefit from durable, long term functionality.

Always at hand, wherever our customers may be.

Increasing industrialization is creating growing markets characterized by widely diverging demands and requirements. The search for perfection, increasingly efficient processes and reliable technologies is a common factor in all sectors across the globe.

HARTING is providing these technologies – in Europe, America and Asia. The **HARTING** professionals at our international subsidiaries engage in close, partnership based interaction with our customers, right from the very early product development phases, in order to realize customer demands and requirements in the best possible manner.

Our people on location form the interface to the centrally coordinated development and production departments. In this way, our customers can rely on consistently high, superior product quality – worldwide.

Our claim: pushing performance.

HARTING provides more than optimally attuned components. In order to serve our customers with the best possible solutions, **HARTING** is able to contribute a great deal more and play a closely integrative role in the value creation process.

From ready assembled cables through to control racks or ready-to-go control desks: Our aim is to generate the maximum benefits for our customers – without compromise!

Quality creates reliability – and warrants trust.

The **HARTING** brand stands for superior quality and reliability – worldwide. The standards we set are the result of consistent, stringent quality management that is subject to regular certifications and audits.

EN ISO 9001, the EU Eco-Audit and ISO 14001:2004 are key elements here. We take a proactive stance to new requirements, which is why **HARTING** ranks among the first companies worldwide to have obtained the new IRIS quality certificate for rail vehicles.



HARTING technology creates added value for customers. Technologies by HARTING are at work worldwide. HARTING's presence stands for smoothly functioning systems, powered by intelligent connectors, smart infrastructure solutions and mature network systems. In the course of many years of close, trust-based cooperation with its customers, the HARTING Technology Group has advanced to one of the worldwide leading specialists for connector technology. Extending beyond the basic functionalities demanded, we offer individual customers specific and innovative solutions. These tailored solutions deliver sustained effects, provide investment security and enable customers to achieve strong added value.

Opting for HARTING opens up an innovative, complex world of concepts and ideas.

In order to develop connectivity and network solutions serving an exceptionally wide range of connector applications and task scopes in a professional and cost optimized manner, HARTING not only commands the full array of conventional tools and basic technologies. Over and beyond these capabilities, HARTING is constantly harnessing and refining its broad base of knowledge and experience to create new solutions that ensure continuity at the same time. In securing this know-how lead, HARTING draws on a wealth of sources from both in-house research and the world of applications alike.

Salient examples of these sources of innovative knowledge include microstructure technologies, 3D design and construction technology, as well as high temperature

or ultrahigh frequency applications that are finding use in telecommunications or automation networks, in the automotive industry, or in industrial sensor and actuator applications, RFID and wireless technologies, in addition to packaging and housing made of plastics, aluminum or stainless steel.

HARTING solutions extend across technology boundaries.

Drawing on the comprehensive resources of the group's technology pool, HARTING devises practical solutions for its customers. Whether this involves industrial networks for manufacturing automation, or hybrid interface solutions for wireless telecommunication infrastructures, 3D circuit carriers with microstructures, or cable assemblies for high-temperature applications in the automotive industry – HARTING technologies offer far more than components, and represent mature, comprehensive solutions attuned to individual customer requirements and wishes. The range covers ready-to-use cable configurations, completely assembled backplanes and board system carriers, as well as fully wired and tested control panels.

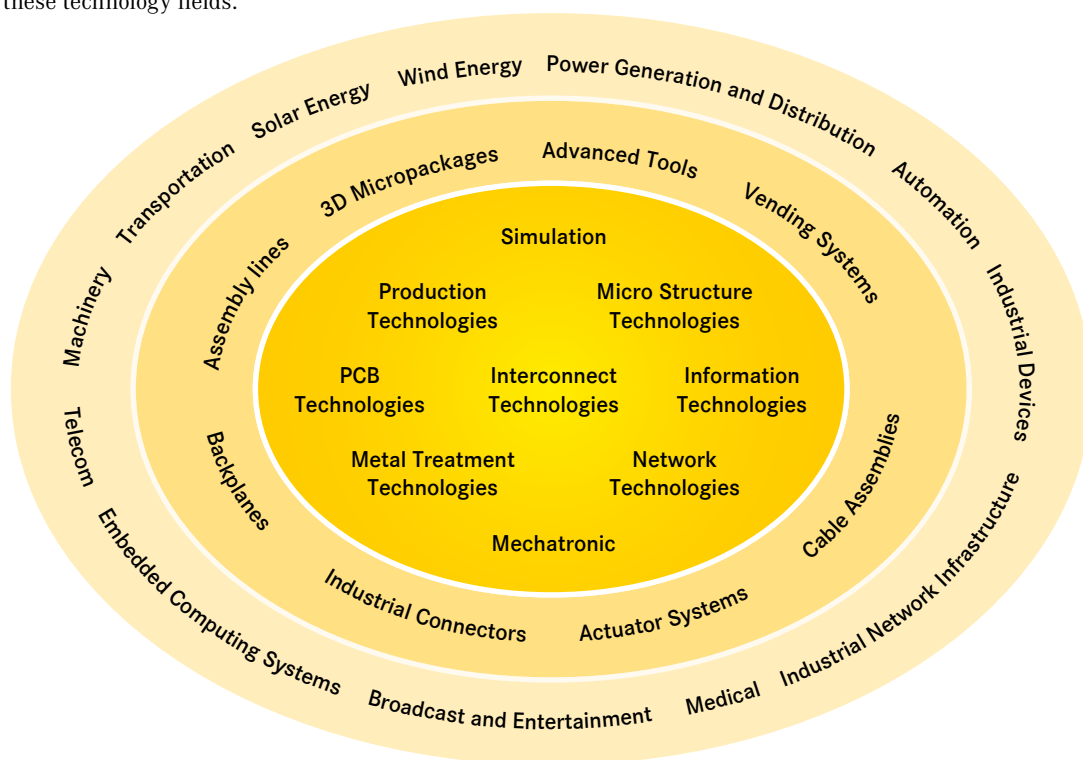
In order to ensure the future proof design of RF- and EMC-compatible interface solutions, the central HARTING laboratory (certified to EN 45001) provides simulation tools, as well as experimental, testing and diagnostics facilities all the way through to scanning electron microscopes. In the selection of materials and processes, lifecycle and environmental aspects play a key role, in addition to product and process capability considerations.



HARTING knowledge is practical know-how generating synergy effects.

HARTING commands decades of experience with regard to the applications conditions of connectors in telecommunications, computer and network technologies and medical technologies, as well as industrial automation technologies, such as the mechanical engineering and plant engineering areas, in addition to the power generation industry or the transportation sector. HARTING is highly conversant with the specific application areas in all of these technology fields.

The key focus is on applications in every solution approach. In this context, uncompromising, superior quality is our hallmark. Every new solution found will invariably flow back into the HARTING technology pool, thereby enriching our resources. And every new solution we go on to create will draw on this wealth of resources in order to optimize each and every individual solution. In this way, HARTING is synergy in action.

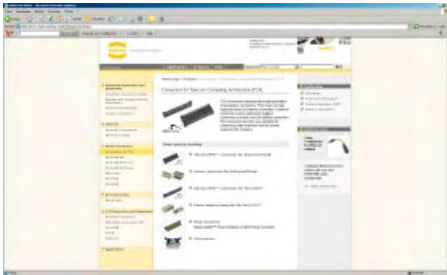




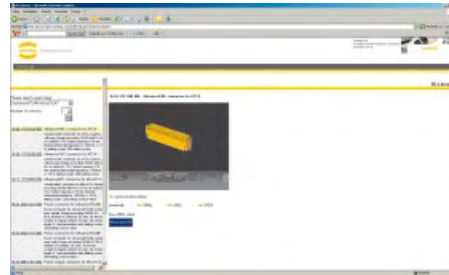
HARKIS® is the abbreviation for **HARTING-Katalog-Informationen-System** (HARTING catalogue information system).

HARKIS® is an electronic catalogue with part configuration and 3D components library. Here you can choose a connector according to your demands. Afterwards you are able to send your inquiry created with the listed parts. The drawings to every single part are available in PDF-format. The parts are downloadable in 2D-format (DXF) and 3D-format (IGES, STEP). The 3D-models can be viewed with a VRML-viewer.

You can find **HARKIS®** at www.HARKIS.HARTING.com. It is also available on DVD.



Piece part consulting



CAD library

Product samples: Fast-track delivery to your desk, free of charge

With immediate effect, the new express sample dispatching service in the HARTING catalogue information system (**HARKIS®**) allows customers to order samples immediately, easily and free of charge on express delivery. A broad selection from the device connectivity product portfolio is now available. In the case of unavailable items the system offers alternative products with similar features that can be requested at a mouse click.


The samples are shipped within 48 hours after your order, free of charge. This service enables tremendous flexibility, especially in the design phase of projects.

Identification

Part number

HARKIS® DVD
Basic product catalogue
2D and 3D CAD files inclusive

98 40 000 0405



General information

It is the customer's responsibility to check whether the components illustrated in this catalogue comply with different regulations from those stated in special fields of application which we are unable to foresee.

We reserve the right to modify designs in order to improve quality, keep pace with technological advancement or meet particular requirements in production.

No part of this catalogue may be reproduced in any form (print, photocopy, microfilm or any other process) or processed, duplicated or distributed by means of electronic systems without the written permission of HARTING Electronics GmbH & Co. KG, Espelkamp. We are bound by the English version only.

Directory


Page

<i>har-speed</i> M12	8
Technical characteristics	12
Assembly manual	14
<i>HARAX</i> ® M8-S	18
<i>HARAX</i> ® M12	23
<i>HARAX</i> ® M12-L, 3 poles, 4 poles, 5 poles	27
<i>HARAX</i> ® M12-L, shielded, A-coded	30
<i>HARAX</i> ® M12-L, shielded, Profibus	32
<i>HARAX</i> ® M12-L, shielded, Ethernet	38
Han® M12 Crimp	31 / 33 / 39
<i>HARAX</i> ® 7/8"	45
Han® 7/8"	46
Han® M12	24 / 28 / 49
<i>HARAX</i> ® Pg 9	54
<i>HARAX</i> ® Pg 13.5 / M20	56
List of part numbers	58
Company addresses	61

The innovative solution

With *har-speed* M12 HARTING bases the Ethernet network on a sustainable M12 foundation. The *har-speed* M12 differs significantly from today's M12 connectors for Ethernet because it is based on a 4-pair connector face with paired shielding. This allows *har-speed* M12 to be used for Ethernet transfer rates up to 10 Gigabit. The new HARTING *har-speed* M12 connector is, therefore, capable of complying with the high requirements of the transfer class E_A, respectively the Cat. 6_A. For the first time an M12 cabling system can be used for relevantly high data performance and permanent sustainability.

The *har-speed* M12 connectors can be optimally used for applications with bandwidths in machine and facility engineering, but also for the IP 67 infrastructure. The basis for the new development is the new PAS 61076-2-109 that defines a uniform connector face for 8-pole M12 connectors.



The new connector face complies with the following requirements:

- Maximum data rates through the configuration of the contacts in conformance with Ethernet technology.
- Minimal interaction and perfect shielding through paired shielding of the contacts.
- Fault proof connection through coding of the connector face. A connection error with other 8-pole M12's is impossible.

Overmolded versions in different lengths and a crimp connector for the local cabling are the first system components for a comprehensive cabling infrastructure solution by HARTING.

Technical Data

har-speed M12 connector

- Cabling with crimp technology
- Compact, robust design
- Fully shielded
- Transfer class E_A for 1 and 10 Gigabit Ethernet
- AWG 28 to AWG 24
- Temperature range -40 °C to 85 °C
- Protection class IP 65 / IP 67

har-speed M12 PCB receptacle

- Stable, industrial standard design
- Fully shielded
- Transfer class E_A for 1 and 10 Gigabit Ethernet
- Temperature range -40 °C to 70 °C
- Protection class IP 65 / IP 67



Identification

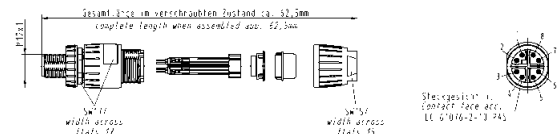
Part No.

Drawing

Dimensions in mm

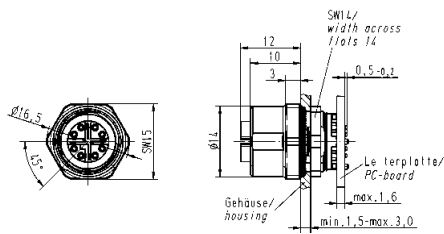
har-speed M12 connector

21 03 881 5805



har-speed M12 PCB receptacle

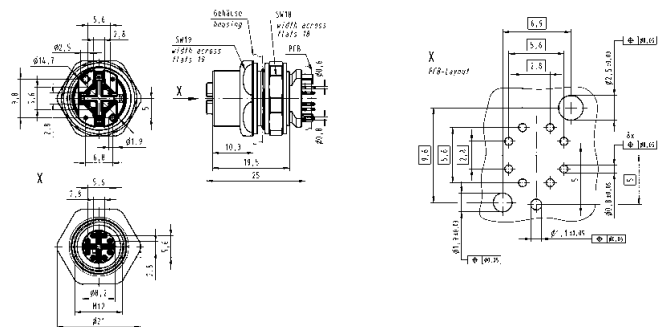
21 03 381 2801



har-speed M12 receptacle for front mounting

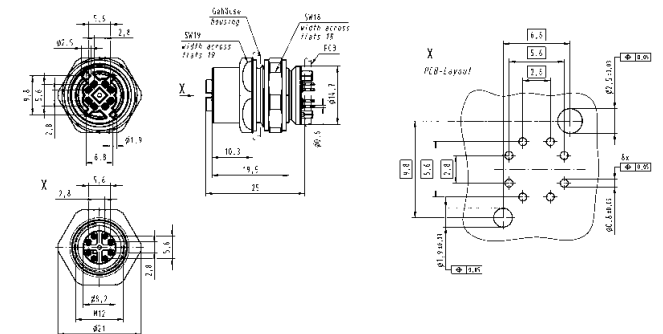
straight, Cat. 6A

21 03 381 2802



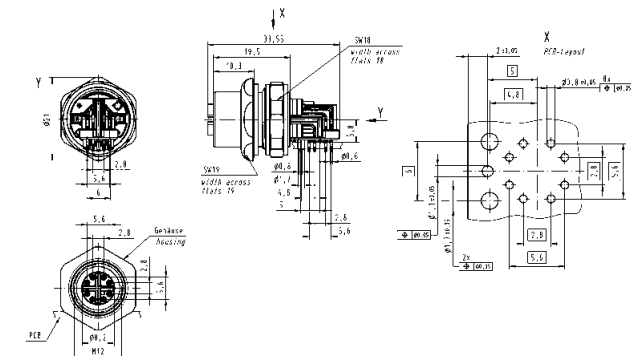
straight, Cat. 5

21 03 381 2803



angled, Cat. 6A

21 03 381 4802





Identification

Part No.

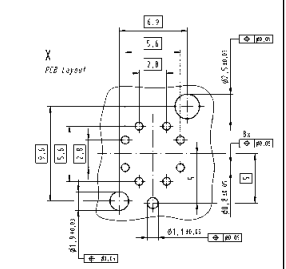
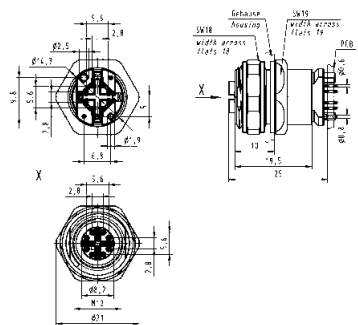
Drawing

Dimensions in mm

har-speed M12
receptacle
for rear mounting

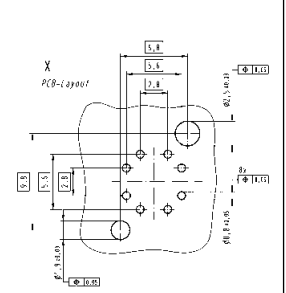
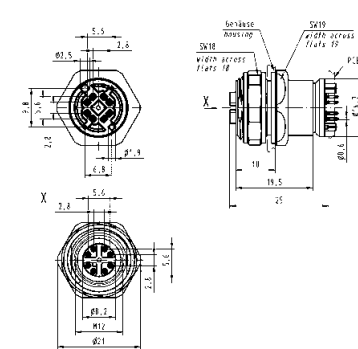
straight, Cat. 6A

21 03 381 2804



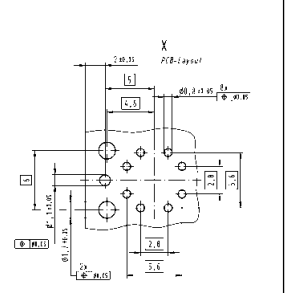
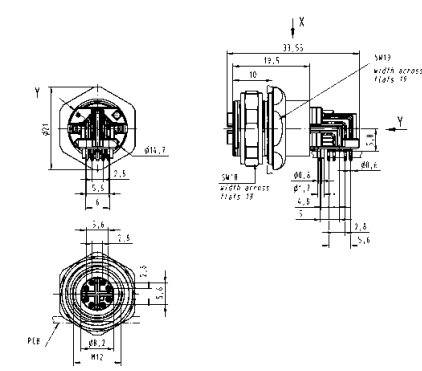
straight, Cat. 5

21 03 381 2805



angled, Cat. 6A

21 03 381 4804



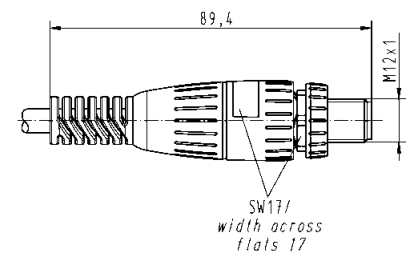
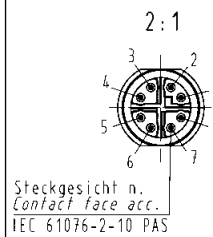


Identification	Part No.	Drawing	Dimensions in mm
----------------	----------	---------	------------------

har-speed M12
system cable

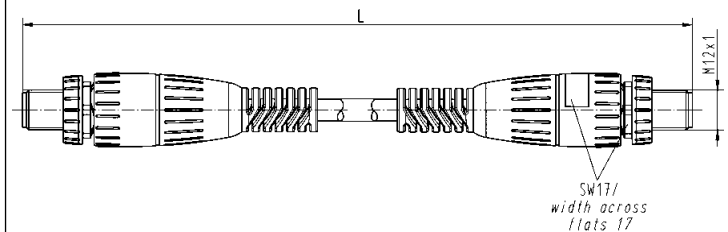
single ended overmoulded
system cable

Length:	1 m	21 03 483 1801
	3 m	21 03 483 1803
	5 m	21 03 483 1805
	7 m	21 03 483 1807
	10 m	21 03 483 1810



double ended overmoulded
system cable

Length:	0.5 m	21 03 483 5850
	1.0 m	21 03 483 5801
	1.5 m	21 03 483 5851
	2.0 m	21 03 483 5802
	2.5 m	21 03 483 5852



Technical characteristics

Specifications

IEC 60352-4
IEC 61076-2-101
IEC 61076-2-104

Approval

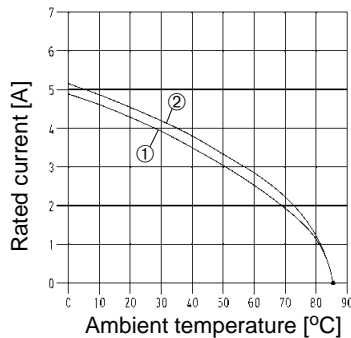


Construction type	HARAX® M8-XS	HARAX® M8-S/ M12-S	HARAX® M12 angled	HARAX® M12-L 3 poles, 4 poles	HARAX® M12-L 5 poles
Rated voltage	32 V	32 V	32 V	50 V	50 V
Rated current (see current carrying capacity)	2 A	4 A	4 A	6 A	4 A
Conductor cross section	0.1 - 0.14 mm ² AWG 27 - 26	0.14 - 0.34 mm ² AWG 26 - 22	0.25 - 0.5 mm ² AWG 24/7 - 20	0.34 - 0.75 mm ² AWG 22 - 18	0.25 - 0.34 mm ² AWG 24 - 22 0.34 - 0.5 mm ² AWG 22 - 20
Diameter of individual strands	≥ 0.05 mm	≥ 0.1 mm	≥ 0.1 mm	≥ 0.1 mm	≥ 0.1 mm
Conductor insulation material	PVC / PP / TPE	PVC / PP / TPE	PVC	PVC	PVC
Conductor diameter	0.6 - 1.0 mm	1.0 - 1.6 mm	1.2 - 1.6 mm	1.6 - 2.0 mm 2.0 - 2.6 mm	1.2 - 2.0 mm
Cable diameter	1.9 - 2.5 mm (transp.) 2.5 - 3.5 mm (grey)	M8-S: 2.5 - 5.1 mm M12-S: 2.9 - 4.0 mm (transp.) 4.0 - 5.1 mm (black)	4 - 5.1 mm	6 - 8 mm	4.7 - 6 mm 6 - 8 mm
Limiting temperatures	- 40 °C / + 85 °C	- 40 °C / + 85 °C	- 40 °C / + 85 °C	- 40 °C / + 85 °C	- 40 °C / + 85 °C
Temperature during connection	- 5 °C ... + 50 °C	- 5 °C ... + 50 °C	- 5 °C ... + 50 °C	- 5 °C ... + 50 °C	- 5 °C ... + 50 °C
Degree of protection	IP 67	IP 67	IP 67	IP 65 / IP 67	IP 65 / IP 67
Termination cycles with the same cross section	10	10	10	10	10
Recommended tightening torque / Hexagonal wrench	0.4 Nm / SW 9	M8-S: 0.4 Nm / SW 9 M12-S: 0.6 Nm / SW 13	0.6 Nm / SW 13	0.6 Nm / SW 17	0.6 Nm / SW 17

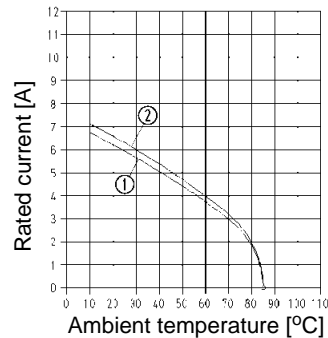
Current carrying capacity The current carrying capacity is limited by maximum temperature of materials for inserts and contacts including terminals. The current capacity-curve is valid for continuous, not interruptet current-loaded contacts of connectors when simultaneous power on all contacts is given, without exceeding the maximum temperature.

Control and test procedures according to DIN IEC 60512-5.

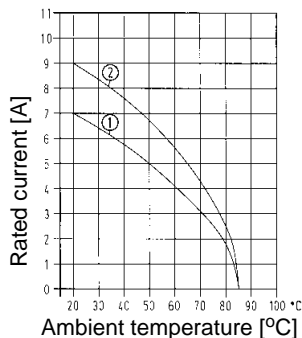
M8-XS, 3 poles 1 = wire gauge 0.1 mm²
M8-S, 3 poles 2 = wire gauge 0.14 mm²



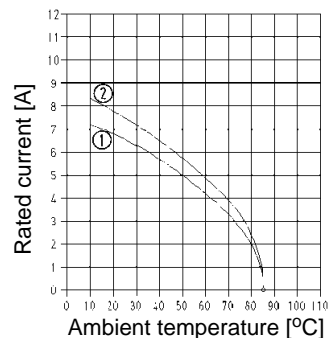
M8-S, 4 poles 1 = wire gauge 0.25 mm²
M12-S, 4 poles 2 = wire gauge 0.34 mm²



M12-L, 3 poles, 4 poles 1 = wire gauge 0.34 mm²
2 = wire gauge 0.75 mm²



M12, 4 poles, angled 1 = wire gauge 0.25 mm²
2 = wire gauge 0.5 mm²



Technical characteristics

Specifications

IEC 60352-4
IEC 61076-2-101
IEC 61076-2-104

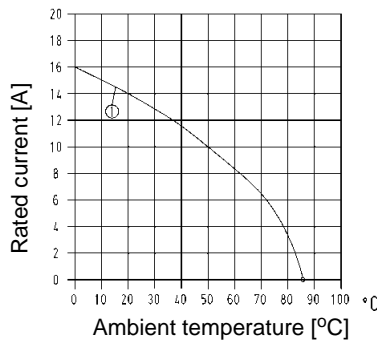
Approval



Construction type	HARAX® M12-XL 5 poles	HARAX® M12-L screened version, A-coded	HARAX® M12-L screened version PROFIBUS	50 V Ethernet	Han® M12 Crimp	HARAX® 7/8"
Rated voltage	50 V	50 V	32 V	50 V	50 V	230 V / 400 V
Rated current (see current carrying capacity)	4 A	4 A	4 A	4 A	4 A	10 A
Conductor cross section	0.5 - 1 mm ² AWG 20 - 16	0.14 - 0.34 mm ² AWG 26 - 22	0.25 - 0.34 mm ² AWG 24- 22	① 0.14 - 0.34 mm ² AWG 26 - 22 ② 0.34 - 0.5 mm ² AWG 22-20	0.34 - 0.5 mm ² AWG 22 - 20	0.75 - 1.5 mm ² AWG 18 - 16
Diameter of individual strands	≥ 0.1 mm	≥ 0.1 mm	≥ 0.1 mm	≥ 0.1 mm		≥ 0.15 mm
Conductor insulation material	PVC, ETFE	PVC	PVC, Zell-PE	PVC / PE		PVC, PP, TPE
Conductor diameter	1.6 - 2.0 mm	1.2 - 1.6 mm	2 - 2.6 mm	1.2 - 2.0 mm	2.0 - 2.3 mm	≤ 2.8 mm
Cable diameter	6 - 9 mm	4.5 - 8.8 mm	7.0 - 8.8 mm	4.5 - 8.8 mm	4 poles: 4.5 - 5.4 mm 7.0 - 8.8 mm 5 poles: 4.5 - 8.8 mm	6.8 - 9.5 mm (black) 9 - 12.5 mm (grey)
Limiting temperatures	- 40 °C / + 85 °C	- 40 °C / + 85 °C	- 40 °C / + 85 °C	- 40 °C / + 85 °C	- 40 °C / + 85 °C	- 40 °C / + 85 °C
Temperature during connection	- 5 °C ... + 50 °C	- 5 °C ... + 50 °C	- 5 °C ... + 50 °C	- 5 °C ... + 50 °C	- 5 °C ... + 50 °C	- 5 °C ... + 50 °C
Degree of protection	IP 65 / IP 67	IP 67	IP 67	IP 67	IP 67	IP 65 / IP 67
Termination cycles with the same cross section	10	10	10	10		10
Recommended tightening torque / Hexagonal wrench	0.6 Nm / SW 17	0.6 Nm / SW 17	0.6 Nm / SW 17	0.6 Nm / SW 17	0.5 Nm / SW 17	1.5 Nm / SW 22

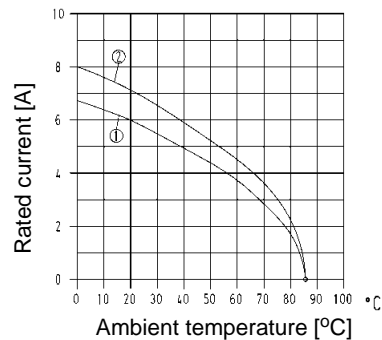
7/8"

1 = wire gauge 0.75 mm² / 1.5 mm²



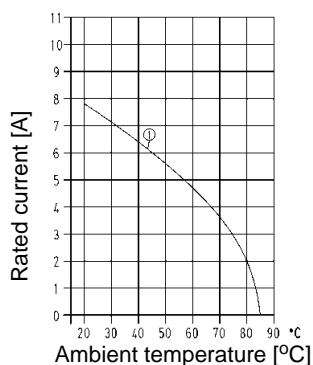
M12L, 5 poles

1 = wire gauge 0.25 mm²
2 = wire gauge 0.34 mm²



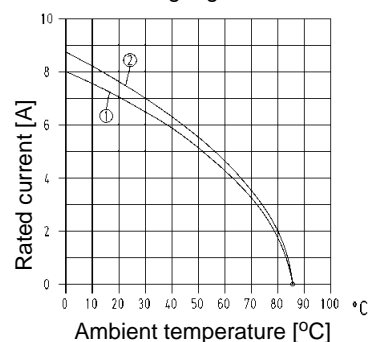
M12, Crimp

1 = wire gauge 0.34 mm² / 0.5 mm²

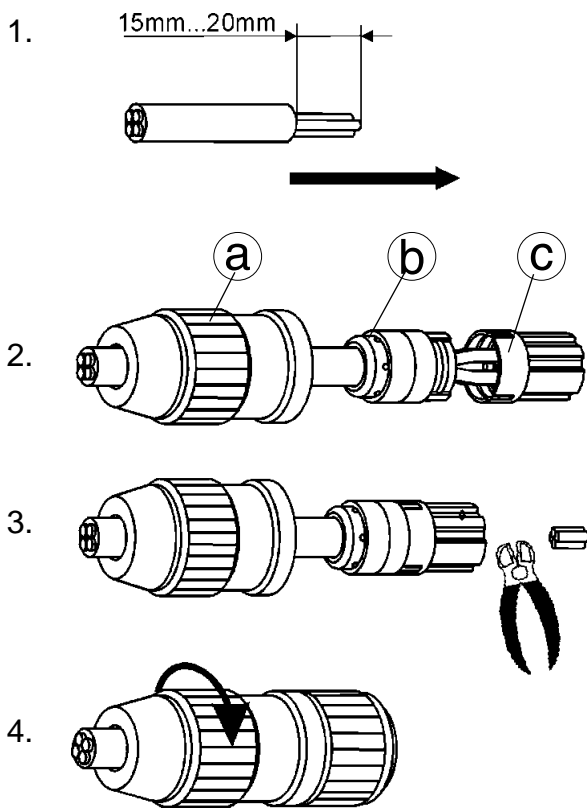


M12L, 5 poles

1 = wire gauge 0.34 mm²
2 = wire gauge 0.5 mm²



Assembly manual HARAX®, M8-XS, M8-S / M12-S, M12-L, M12-XL unshielded



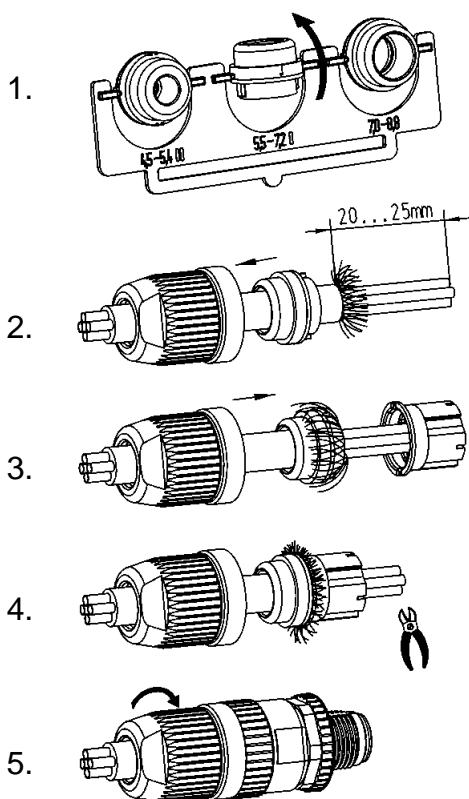
1. strip cable
2. assemble HARAX® elements
 - Ⓐ Nut
 - Ⓑ Strain relief
 - Ⓒ Insert
3. cut off cable ends
Screw the nut onto the insert until a stop is noticeable.

4. screw the connector

Note!
For reconnection cut off the used cable ends and repeat steps 1 to 4.

The seal has to be replaced when worn.

Assembly manual HARAX®, M12-L shielded



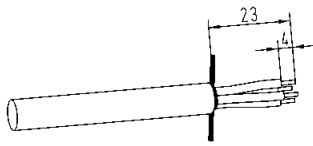
1. Choose the required seal.
2. Push nut and seal onto the cable.
Remove outer cable sleeve.
3. Slide seal under braid and form as shown.
Push wires through the contact splicing element.
4. Assemble seal and contact splicing element.
Cut off protruding shielding braid and cable ends.
5. Assemble connector.
Screw nut down to the limits.

Note!
For reconnection, cut off the used connector and repeat steps 2 to 5.

The seal has to be replaced when worn.

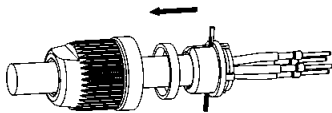
Assembly manual Han® M12 Crimp 4 poles

1.



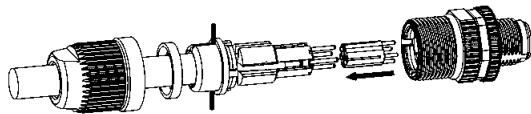
1. Remove cable jacket and strip cores. Twist screening braid as shown and crimp contacts.

2.



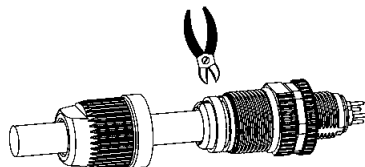
2. Slide screw cap, ring and sealing onto the cable. Push screening braid into the sealing slot.

3.




3. Insert contacts into locator from the side. Fix contacts with the aid of assembly aid. Slide locator into connector, pay attention to the coding.

4.



4. Sealing has to be flush with connector. Slide ring over the sealing and cut off screening braid.

5.



5. Tighten screw cap. Remove assembly aid.

The seal has to be replaced when worn.

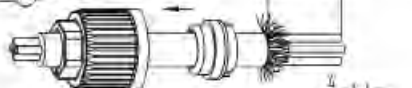
Assembly manual Han® M12 Crimp 5 poles

1.



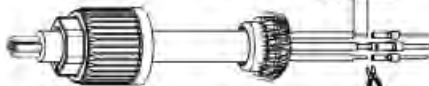
1. Break out the required seal.

2.



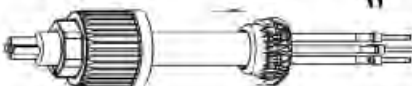
2. Push nut and seal onto the cable. Remove outer cable sleeve.

3.



3. Form braid as shown. Remove foils and cross cables if necessary. Finally strip cable ends and crimp contacts.

4.



4. Slide seal onto the cable until it stops and form as shown.

5.



5. Slide shielding ring over cable ends onto the braid and seal. Cut off excess shielding braid.

6.



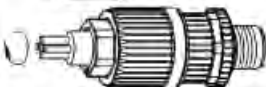
6. Place middle contact in the contact element. Push contact elements together until it snaps.

7.



7. Place all other contacts into side cavities. Push preassembled unit of contact element, shielding ring and seal into the connector. Respect the coding!

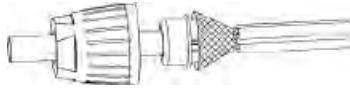
8.



8. Assemble connector. Screw nut down until it stops.

Assembly manual *har-speed* M12

1.-3.



1. Attach locknut and seal.
2. Remove cable sheath.
3. Pull braid apart.

4.-7.



4. Attach shield element.
5. Remove pair shielding.
6. Remove wire insulation.
7. Crimp contacts.

Option – Using covers for high performance.

8.



8. Locating of contacts into insulator body, optionally usage of covers.

9.



9. Assembling of insulator body and housing.

10.



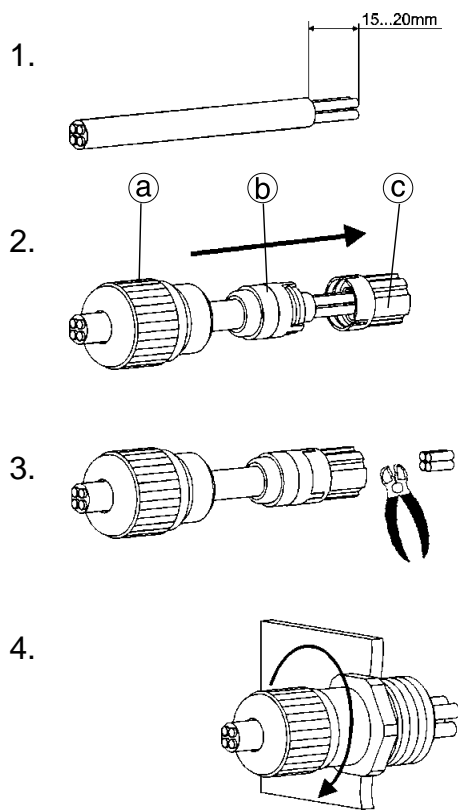
10. Remove excess braid.

11.



11. Tighten locknut.

Assembly manual HARAX® Pg 9 panel feed-through



1. Strip cable jacket

2. Assemble HARAX® elements

- Ⓐ Nut
- Ⓑ Strain relief
- Ⓒ Insert

3. Cut off cable ends

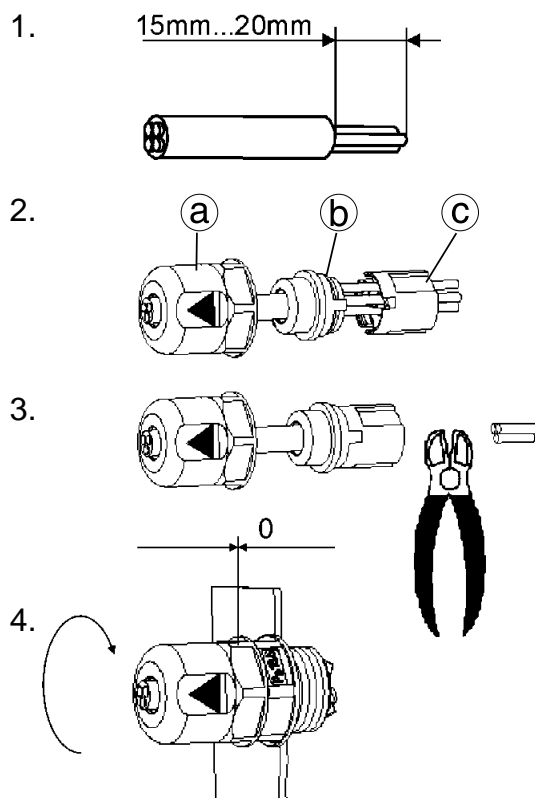
4. Twist the nut onto the insert until a stop is noticeable

Note!

For reconnection cut off the used cable ends and repeat steps 1 to 4.

The seal has to be replaced when worn.

Assembly manual HARAX® Pg 13.5 / M20 panel feed-through



1. Connection and disconnection of the cable must only be performed by suitably qualified persons when supply is isolated.

2. HARAX® Pg 13.5 – 3 contacts – is supplied with either faston blades or solder terminals.

- Ⓐ Nut
- Ⓑ Strain relief
- Ⓒ Insert


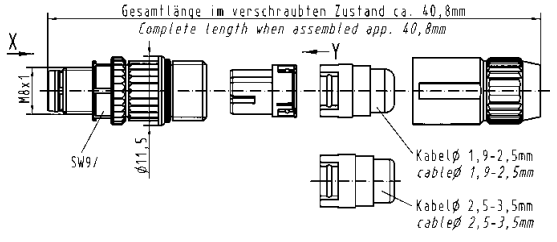

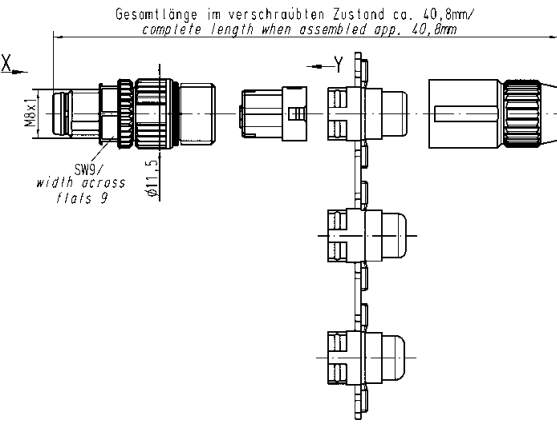

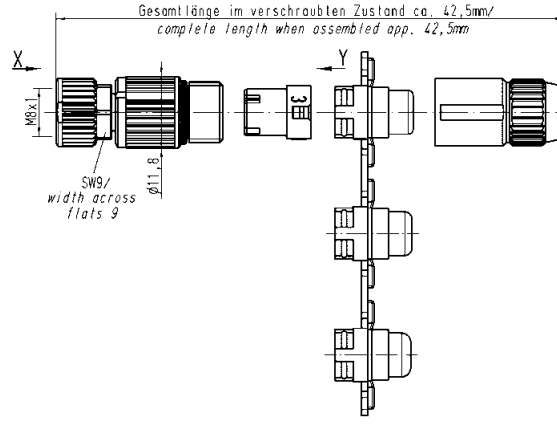

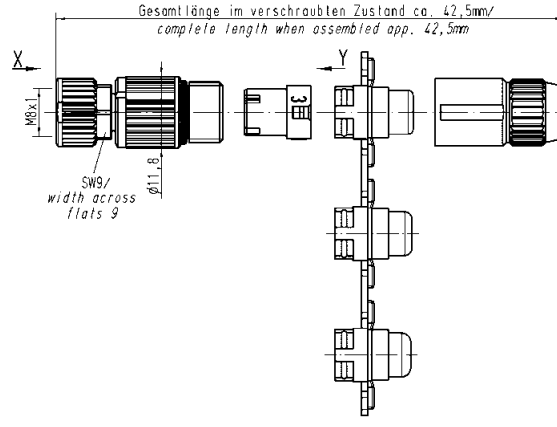

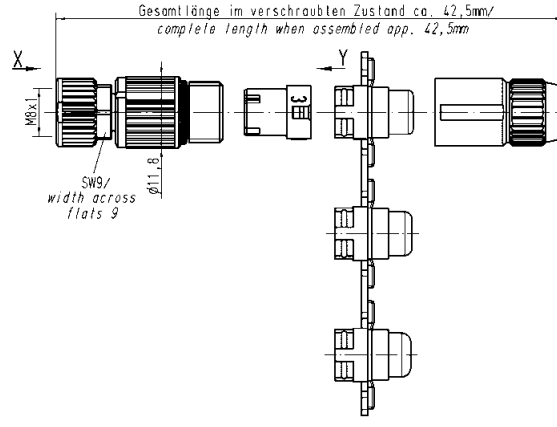


3. HARAX® Pg 13.5 / M20 – 4 contacts – is supplied only with solder termination.

4. The nut must be tightened completely down so that the notches engage on the contact carrier.

The opening of the gland always requires a wrench.

Note: For reconnection cut off the used cable ends and repeat steps 1 to 4.



Identification	Part No.		Drawing	Dimensions in mm
	Male	Female		
<p>HARAX® M8-XS</p> <p>straight version, 3 poles for 0.1 - 0.14 mm²</p> 	21 02 159 1305		 <p>Gesamtlänge im verschraubten Zustand ca. 40,8mm Complete length when assembled app. 40,8mm</p> <p>Kabelø 1,9-2,5mm cableø 1,9-2,5mm</p> <p>Kabelø 2,5-3,5mm cableø 2,5-3,5mm</p>	
<p>HARAX® M8-S</p> <p>straight version, 3 poles for 0,14 - 0,34 mm²</p> 	21 02 151 1305		 <p>Gesamtlänge im verschraubten Zustand ca. 40,8mm/ complete length when assembled app. 40,8mm</p> <p>SW9/ width across flats 9</p> <p>Ø11,5</p>	
<p>straight version, 4 poles for 0,14 - 0,34 mm²</p> 	21 02 151 1405		 <p>Gesamtlänge im verschraubten Zustand ca. 42,5mm/ complete length when assembled app. 42,5mm</p> <p>SW9/ width across flats 9</p> <p>Ø11,5</p>	
<p>straight version, 3 poles for 0,14 - 0,34 mm²</p> 		21 02 151 2305	 <p>Gesamtlänge im verschraubten Zustand ca. 42,5mm/ complete length when assembled app. 42,5mm</p> <p>SW9/ width across flats 9</p> <p>Ø11,5</p>	
<p>straight version, 4 poles for 0,14 - 0,34 mm²</p> 		21 02 151 2405	 <p>Gesamtlänge im verschraubten Zustand ca. 42,5mm/ complete length when assembled app. 42,5mm</p> <p>SW9/ width across flats 9</p> <p>Ø11,5</p>	<p>View mating side: 3 poles, male version</p>  <p>View mating side: 4 poles, male version</p> 



System cables with
Han® M8 Circular connector

Technical characteristics

Han® M8 Circular connector, without PE

Rated voltage	max. 60 V AC/DC
Rated current/contact	max. 4 A
Locking	Screw locking M8x1, self securing
Recommended torque	0.4 Nm
Temperature range (dependant on connected conductor)	-25 °C ... +85 °C
Degree of protection	IP 67
Number of wires / wire gauge	3 x 0.25 mm ²
Conductor insulation	PP (br, bl, sw)
Arrangement of insulated strands	32 x 0.1 mm
Sheath	PUR (UL, CSA)
Outer diameter	appr. 4.1 mm
Bending radius	10 x outer diameter
Temperature range (working and storage)	-5 °C ... + 80 °C

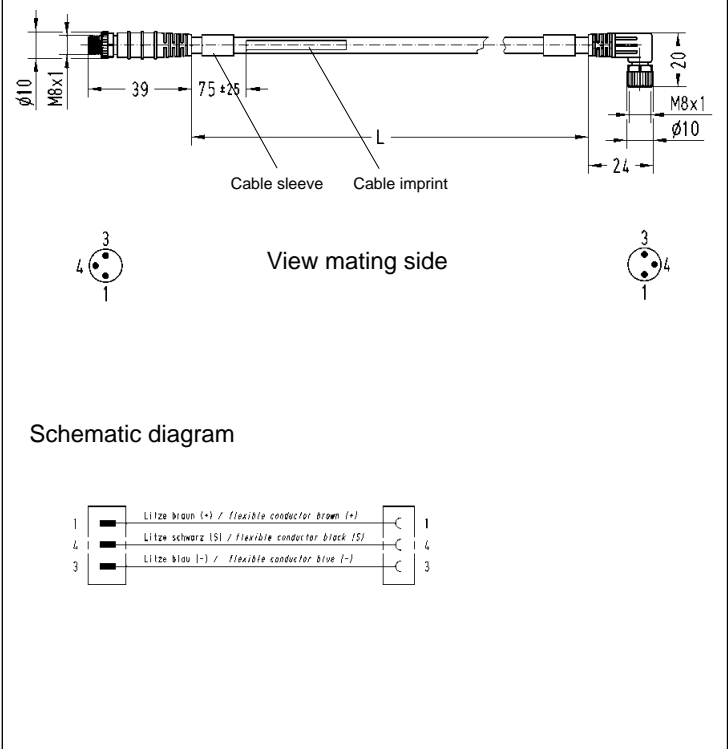


Identification	Part No.	Drawing	Dimensions in mm
----------------	----------	---------	------------------

Han® M8 Circular connector
Female angled, Male straight

Length: 0.3 m
0.6 m
1.0 m
1.5 m
2.0 m

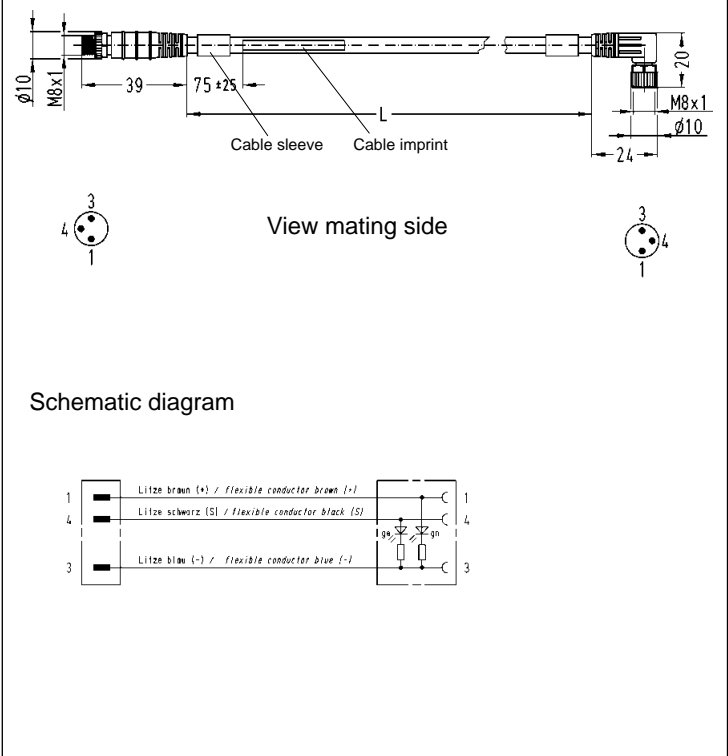
21 02 454 5301
21 02 454 5302
21 02 454 5303
21 02 454 5304
21 02 454 5305



Han® M8 Circular connector
Female angled, with LED
Male straight


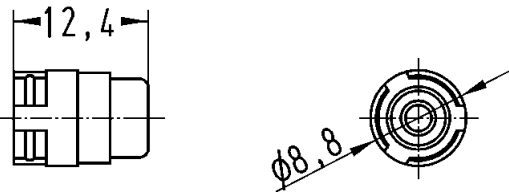

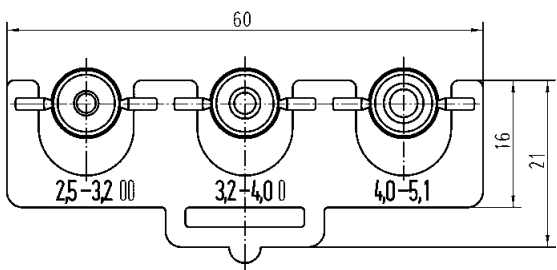

Length: 0.3 m
0.6 m
1.0 m
1.5 m
2.0 m

21 02 454 7301
21 02 454 7302
21 02 454 7303
21 02 454 7304
21 02 454 7305



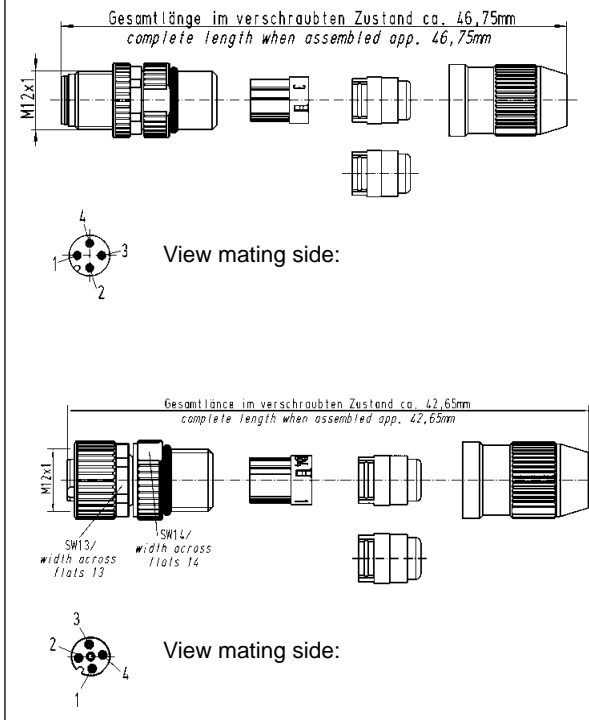


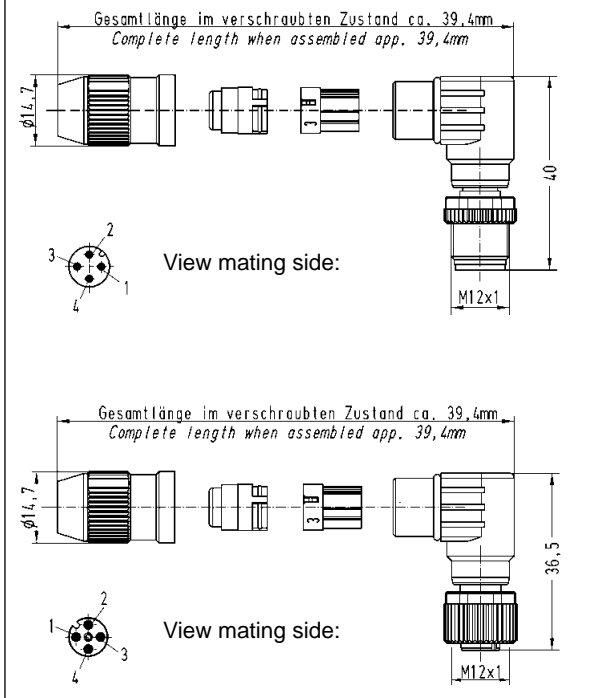




Identification	Part No.	Drawing	Dimensions in mm
<p>Han® M8 Circular connector Female angled pre-assembled on one end</p> <p>Length: 1.5 m 3.0 m 5.0 m 7.5 m 10.0 m</p>	<p>21 02 554 4301 21 02 554 4302 21 02 554 4303 21 02 554 4304 21 02 554 4305</p>	<p>Schematic diagram</p> <ul style="list-style-type: none"> 1 — Litze braun (+) / flexible conductor brown (+) 4 — Litze schwarz (S) / flexible conductor black (S) 3 — Litze blau (-) / flexible conductor blue (-) <p>View mating side</p>	
<p>Han® M8 Circular connector Female angled, with LED pre-assembled on one end</p> <p>Length: 1.5 m 3.0 m 5.0 m 7.5 m 10.0 m</p>	<p>21 02 554 7301 21 02 554 7302 21 02 554 7303 21 02 554 7304 21 02 554 7305</p>	<p>Schematic diagram</p> <ul style="list-style-type: none"> 1 — Litze braun (+) / flexible conductor brown (+) 4 — Litze schwarz (S) / flexible conductor black (S) 3 — Litze blau (-) / flexible conductor blue (-) <p>View mating side</p>	
<p>HARAX® M8 cable-Set without LED</p> <p>Delivery range: Han® M8 connector with individually adaptable cable and HARAX® M8-S</p> <p>Length: 1.5 m 3.0 m 5.0 m 7.5 m 10.0 m</p>	<p>21 82 554 4301 21 82 554 4302 21 82 554 4303 21 82 554 4304 21 82 554 4305</p>	<p>HARAX® M8-S (21 02 151 1305) ca. 40,8</p> <p>View mating side</p>	
<p>HARAX® M8 cable-Set with LED</p> <p>Delivery range: Han® M8 connector with individually adaptable cable and HARAX® M8-S</p> <p>Length: 1.5 m 3.0 m 5.0 m 7.5 m 10.0 m</p>	<p>21 82 554 7301 21 82 554 7302 21 82 554 7303 21 82 554 7304 21 82 554 7305</p>	<p>HARAX® M8-S (21 02 151 1305) ca. 40,8</p> <p>View mating side</p>	

Identification	Part No.	Drawing	Dimensions in mm
<p>Seal M8</p> <p>for 1.9 - 2.5 mm cable Ø for 2.5 - 3.5 mm cable Ø</p> 	<p>21 01 010 2016 21 01 010 2008</p>		
<p>Set of 3 seals for HARAX® M8-S</p> <p>for 2.5 - 3.2 mm cable Ø for 3.2 - 4.0 mm cable Ø for 4.0 - 5.1 mm cable Ø</p> 	<p>21 01 010 2013</p>		
<p>Han® M8 dynamometric screwdriver</p> <p>Tightening torque 0.4 Nm</p>	<p>SW 9</p> <p>09 99 000 0380</p>		



Identification	Part No.		Drawing	Dimensions in mm
	Male	Female		
<p>HARAX® M12-S straight version, 4 poles</p>  	<p>21 03 111 1405</p>	<p>21 03 111 2405</p>		
<p>HARAX® M12 angled version, 4 poles</p>  <p>angled version, 4 poles</p> 	<p>21 01 140 5081</p>	<p>21 01 140 5091</p>		



System cables with
Han® M12 Circular connector, A-coded

Technical characteristics

Han® M12 Circular connector, without PE

Rated voltage	max. 250 V AC/DC, max. 30 V DC (with LED)
Rated current/contact	max. 4 A
Locking	Screw locking M12x1, self securing
Recommended torque	0.6 Nm
Temperature range (dependant on connected conductor)	- 25 °C ... +85 °C
Degree of protection	IP 67
Number of wires / wire gauge	4 x 0.34 mm ²
Conductor insulation	PP (br, ws, bl, sw)
Arrangement of insulated strands	42 x 0.1 mm
Sheath	PUR (UL, CSA)
Outer diameter	appr. 4.7 mm
Bending radius	10 x outer diameter
Temperature range (working and storage)	-25 °C ... + 80 °C

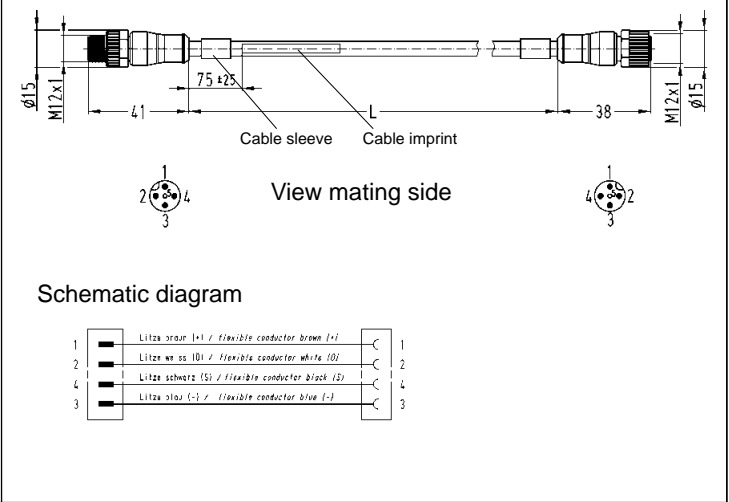


Identification	Part No.	Drawing	Dimensions in mm
----------------	----------	---------	------------------

Han® M12 Circular connector
Female straight, Male straight

Length: 0.3 m
 0.6 m
 1.0 m
 1.5 m
 2.0 m

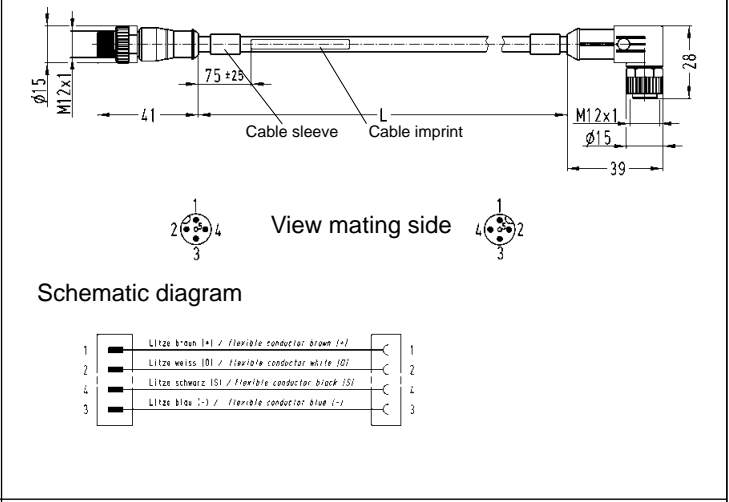
21 03 415 2401
21 03 415 2402
21 03 415 2403
21 03 415 2404
21 03 415 2405



Han® M12 Circular connector
Female angled, Male straight

Length: 0.3 m
 0.6 m
 1.0 m
 1.5 m
 2.0 m

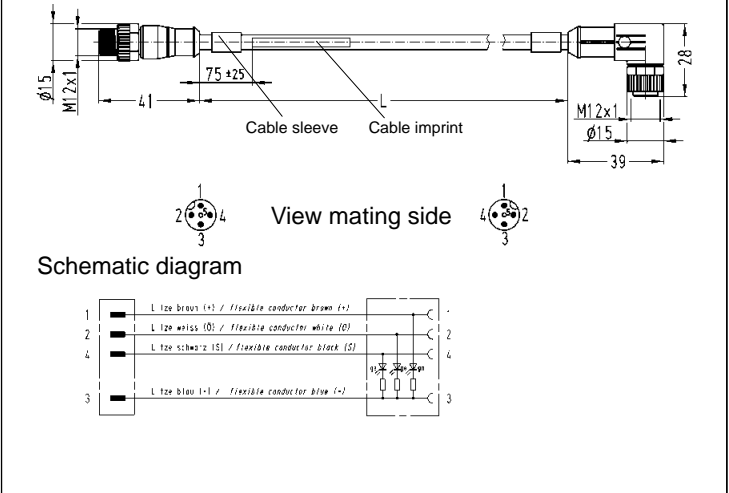
21 03 415 5401
21 03 415 5402
21 03 415 5403
21 03 415 5404
21 03 415 5405

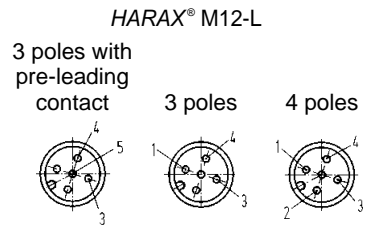




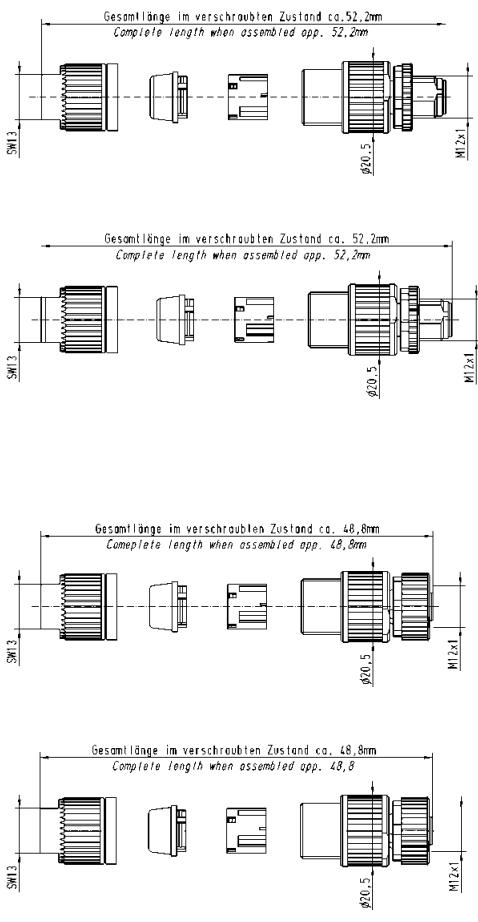
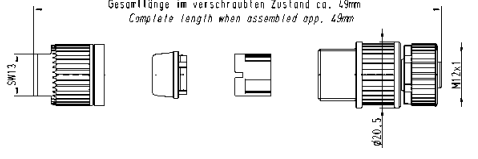
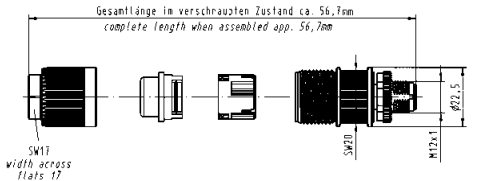
Han® M12 Circular connector
Female angled, with LED,
Male straight


Length: 0.3 m
 0.6 m
 1.0 m
 1.5 m
 2.0 m

21 03 415 7401
21 03 415 7402
21 03 415 7403
21 03 415 7404
21 03 415 7405




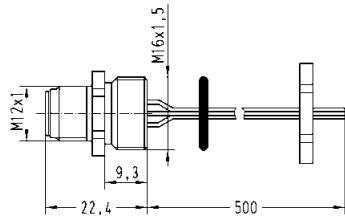
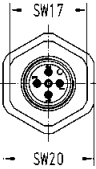

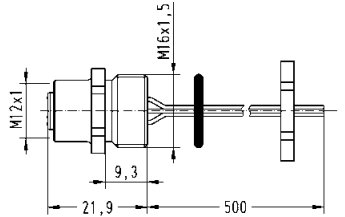


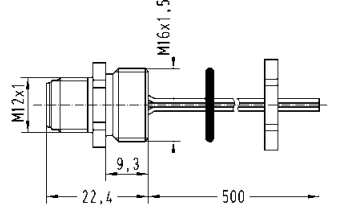
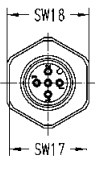

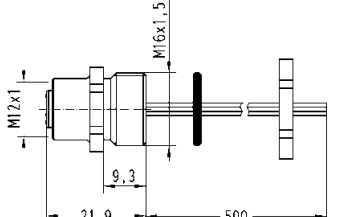
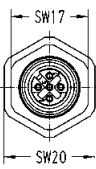









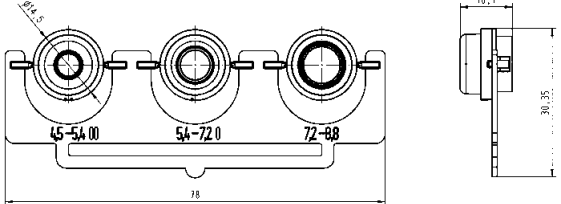

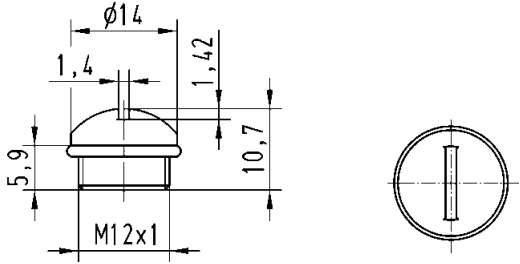

Identification	Part No.		Drawing	Dimensions in mm
	Male	Female		
<p>HARAX® M12-L, unshielded</p> <p>3 poles, A-coded, with pre-leading contact (assignment 3, 4, 5) 3 poles, A-coded (assignment 1, 3, 4) 4 poles, A-coded (assignment 1, 2, 3, 4) 4 poles, A-coded, to 2.6 mm core diameter (assignment 1, 2, 3, 4)</p> <p>0.34 - 0.75 mm² AWG 22 - 18</p>  <p>3 poles, A-coded (assignment 3, 4, 5) 3 poles, A-coded (assignment 1, 3, 4) 4 poles, A-coded (assignment 1, 2, 3, 4) 4 poles, A-coded, to 2.6 mm core diameter (assignment 1, 2, 3, 4)</p> <p>0.34 - 0.75 mm² AWG 22 - 18</p> 	<p>21 03 212 1400 21 03 212 1306 21 03 212 1305 21 03 212 1407</p>	<p>21 03 212 2400 21 03 212 2306 21 03 212 2305 21 03 212 2407</p>		
<p>HARAX® M12-L, unshielded</p> <p>5 poles, A-coded</p> <p>0.34 - 0.5 mm² AWG 22 - 20</p> <p>Cable diameter: 6 - 8 mm</p>	<p>21 03 272 1505</p>	<p>21 03 272 2505</p>		
<p>HARAX® M12-XL, unshielded</p> <p>5 poles, A-coded</p> <p>0.5 - 1 mm² AWG 20 - 18</p> <p>Cable diameter: 6 - 9 mm</p>	<p>21 03 216 1505</p>	<p>21 03 216 2505</p>		



Technical characteristics: Han® M12 panel feed-through

Degree of protection	IP 67 when mated and locked	Termination	Crimp
Rated current	max. 4 A (each contact)	Contact material	Copper alloy
Rated voltage	50 V	Contact plating	Au over Ni
Mating cycles	max. 100	Housing material	Copper alloy
Limiting temperature	-25 °C ... +85 °C	Insulator material	PA

Identification	Part No.	Drawing	Dimensions in mm
<p>Han® M12 panel feed-through Male, A-coded, 50 cm conductors, 0.5 mm²</p> 	21 03 311 1402		
<p>Han® M12 panel feed-through Female, A-coded, 50 cm conductors, 0.5 mm²</p> 	21 03 311 2400		
<p>Han® M12 panel feed-through Male, A-coded, 50 cm conductors, 0.5 mm², 5 poles</p> 	21 03 311 1501		
<p>Han® M12 panel feed-through Female, A-coded, 50 cm conductors, 0.5 mm², 5 poles</p> 	21 03 311 2501		

Identification	Part No.	Drawing	Dimensions in mm
<p>Seal M12-S for 2.9 - 4.0 mm cable-Ø for 4 - 5.1 mm cable-Ø</p> 	<p>21 01 010 2011 21 01 010 2001</p>		
<p>Seal M12-L unshielded for 4.7 - 6 mm cable-Ø for 6 - 8 mm cable-Ø</p> 	<p>21 01 010 2015 21 01 010 2007</p>		
<p>Seal M12-XL unshielded</p> 	<p>21 01 010 2019</p>		
<p>Set of seals for M12-L shielded for 4.5 - 5.4 mm cable-Ø for 5.4 - 7.2 mm cable-Ø for 7.2 - 8.8 mm cable-Ø</p> 	<p>21 01 010 2017</p>		
<p>Cap M12</p> 	<p>21 01 000 0003</p>		
<p>Han® M12 dynamometric screwdriver Tightening torque 0.6 Nm</p>			
<p>for M12-S SW 13</p> <p>for M12-L SW 17</p>	<p>09 99 000 0382</p> <p>09 99 000 0384</p>		



Identification	Part No.		Drawing	Dimensions in mm
	Male	Female		

HARAX® M12-L, screened version

4 poles, A-coded
0.14 - 0.34 mm² / AWG 26 - 22

21 03 221 1405

21 03 221 2405

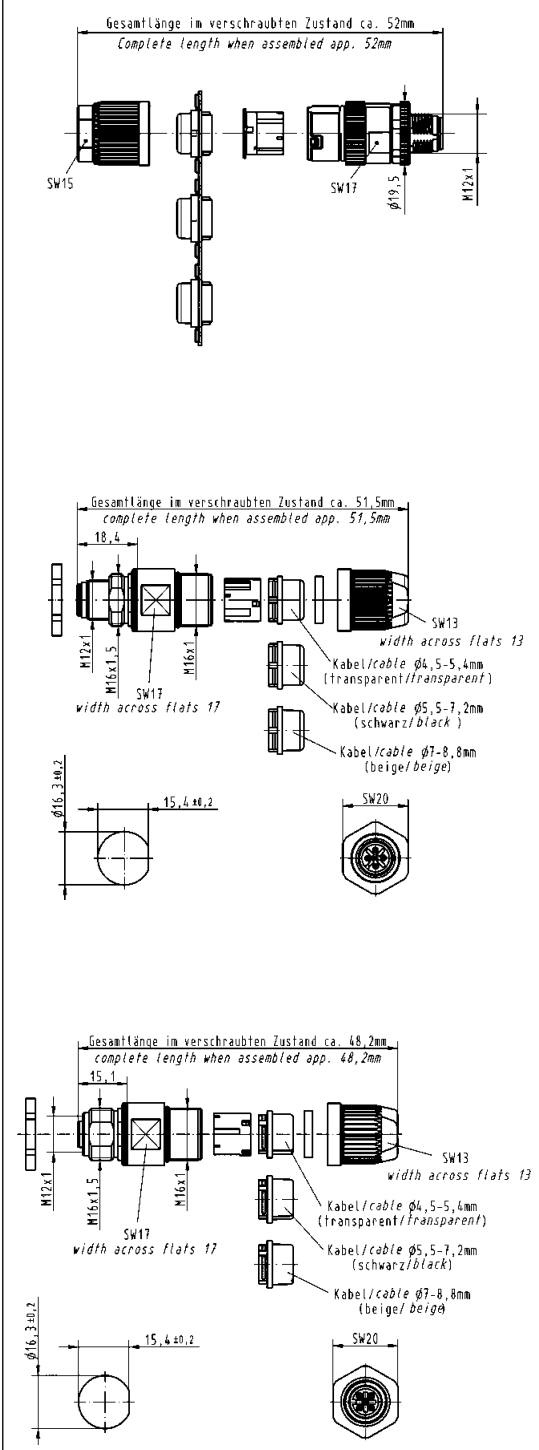
HARAX® panel feed-through

4 poles, A-coded
0.14 - 0.34 mm² / AWG 26 - 22

21 03 321 1425

21 03 321 2425

4 poles, A-coded
0.14 - 0.34 mm² / AWG 26 - 22



Circular connector M12 shielded, A-coded acc. to IEC 61076-2-101



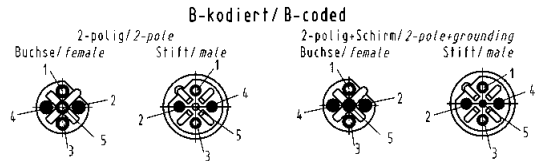
Part No.

Identification	Male	Female	Drawing	Dimensions in mm
----------------	------	--------	---------	------------------

<p>Han® M12 Crimp</p> <p>4 poles, A-coded</p> <p>4 poles, A-coded</p> <p>5 poles, A-coded</p> <p>5 poles, A-coded</p>	<p>21 03 812 1405</p>	<p>21 03 812 2405</p>		<p>Gesamtlänge in verschraubten Zustand ca. 41,5mm complete length when assembled app. 41,5mm</p>
<p>Han® M12 Crimp panel feed-through</p> <p>4 poles, A-coded</p> <p>5 poles, A-coded</p> <p>4 poles, A-coded</p> <p>5 poles, A-coded</p>	<p>21 03 822 1425</p> <p>21 03 822 1525</p>	<p>21 03 822 2425</p> <p>21 03 822 2525</p>		<p>Gesamtlänge in verschraubten Zustand ca. 44,8mm complete length when assembled app. 44,8mm</p> <p>Gesamtlänge in verschraubten Zustand ca. 41,3mm complete length when assembled app. 41,3mm</p> <p>Gesamtlänge in verschraubten Zustand ca. 38mm complete length when assembled app. 38mm</p>

Order crimp contacts separately

Stock items in bold type



Identification	Part No.		Drawing	Dimensions in mm
	Male	Female		

HARAX® M12-L, screened version

2 poles, B-coded
2 poles and shield, B-coded
0.25 - 0.34 mm² / AWG 24 - 22

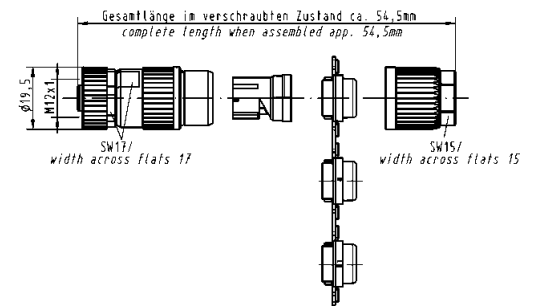
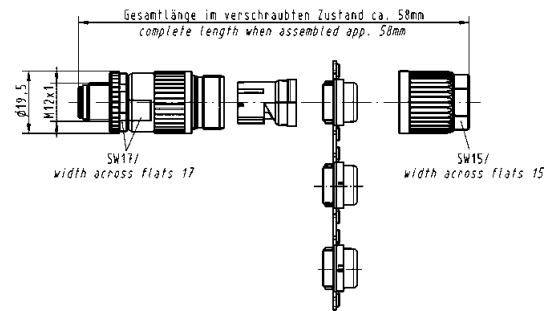


21 03 241 1301
21 03 241 1300

2 poles, B-coded
2 poles and shield, B-coded
0.25 - 0.34 mm² / AWG 24 - 22



21 03 241 2301
21 03 241 2300



HARAX® panel feed-through

2 poles and shield, B-coded
0.25 - 0.34 mm² / AWG 24 - 22

7 - 8.8 mm



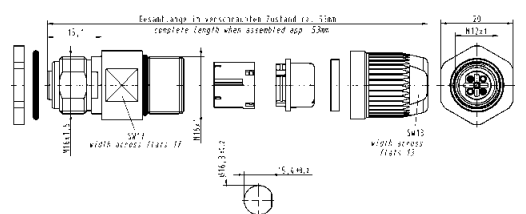
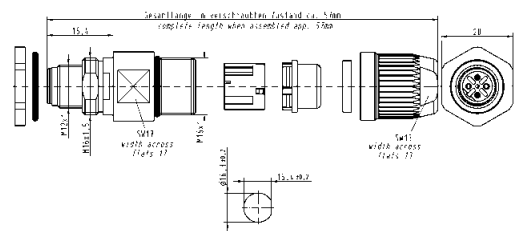
21 03 341 1425


2 poles and shield, B-coded
0.25 - 0.34 mm² / AWG 24 - 22

7 - 8.8 mm



21 03 341 2425





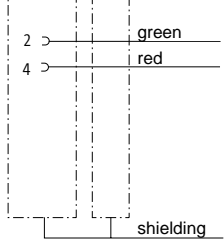

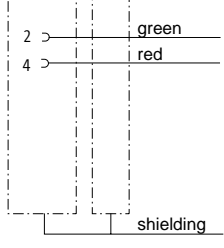

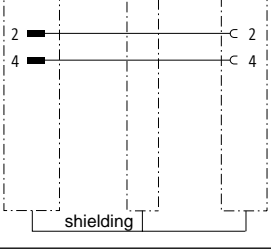

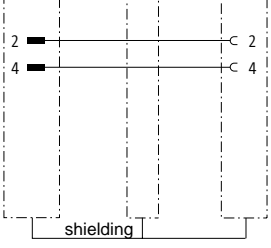


Technical characteristics

Rated voltage	max. 125 V AC/ DC
Rated current/contact	max. 4 A
Locking	Screw locking M12 x 1 mm, self securing
Recommended torque	0.6 Nm
Temperature range (male) °C	-25 °C ... +85 °C (dependant on connected conductor)
Degree of protection	IP 67
Number of wires / wire gauge	1 x 2 x diameter 0.64 mm
Conductor insulation	PUR (rt, gn)
Arrangement of insulated strands	19 x 0.13 mm
Sheath	PUR (UL/CSA)
Outer diameter	appr. 7.8 mm
Bending radius	65 x outer diameter
Temperature range °C (applicate with fixed cable)	-30 °C ... + 80 °C


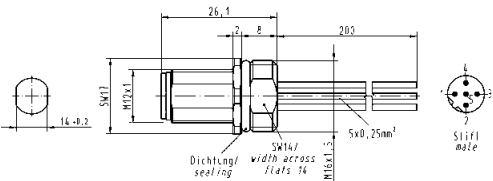

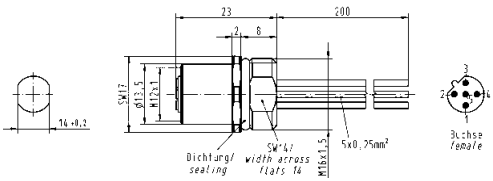

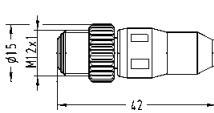

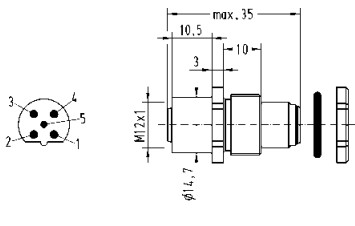
Identification	Part No.	Drawing
<p>Han® M12 Circular connector, Male, straight pre-assembled on one end, useable as trailing cable</p> <p>Length: 1.5 m 3.0 m 5.0 m 7.5 m 10.0 m</p>	<p>21 03 549 1301 21 03 549 1302 21 03 549 1303 21 03 549 1304 21 03 549 1305</p>	<p>Schematic diagram</p>
<p>Han® M12 Circular connector, Male, angled pre-assembled on one end, useable as trailing cable</p> <p>Length: 1.5 m 3.0 m 5.0 m 7.5 m 10.0 m</p>	<p>21 03 549 3301 21 03 549 3302 21 03 549 3303 21 03 549 3304 21 03 549 3305</p>	<p>Schematic diagram</p>



Identification	Part No.	Drawing
<p>Han® M12 Circular connector, Female, straight pre-assembled on one end, useable as trailing cable</p> <p>Length: 1.5 m 3.0 m 5.0 m 7.5 m 10.0 m</p>	<p>21 03 549 2301 21 03 549 2302 21 03 549 2303 21 03 549 2304 21 03 549 2305</p>	 <p>Schematic diagram</p> 
<p>Han® M12 Circular connector, Female, angled pre-assembled on one end, useable as trailing cable</p> <p>Length: 1.5 m 3.0 m 5.0 m 7.5 m 10.0 m</p>	<p>21 03 549 4301 21 03 549 4302 21 03 549 4303 21 03 549 4304 21 03 549 4305</p>	 <p>Schematic diagram</p> 
<p>Han® M12 Circular connector, Male, straight Female, straight pre-assembled on one end, useable as trailing cable</p> <p>Length: 0.3 m 0.6 m 1.0 m 1.5 m 2.0 m</p>	<p>21 03 449 4301 21 03 449 4302 21 03 449 4303 21 03 449 4304 21 03 449 4305</p>	 <p>Schematic diagram</p> 
<p>Han® M12 Circular connector, Male, angled Female, angled pre-assembled on one end, useable as trailing cable</p> <p>Length: 0.3 m 0.6 m 1.0 m 1.5 m 2.0 m</p>	<p>21 03 449 6301 21 03 449 6302 21 03 449 6303 21 03 449 6304 21 03 449 6305</p>	 <p>Schematic diagram</p> 

Technical characteristics: Han® M12 panel feed-through

Degree of protection	IP 67 in locked position
Rated current	max. 4 A (each contact)
Rated voltage	250 V AC/DC
Mating cycles	max. 100
Limiting temperatures	-25 °C ... +85 °C
Termination	solder, with pigtails (TPE insulation) assembled

Identification	Part No.		Drawing	Dimensions in mm
	Male	Female		
<p>Han® M12-panel feed-through</p> <p>Male, B-coded, 20 cm conductor, 0.25 mm²</p> 	21 03 339 1301			
<p>Han® M12-panel feed-through</p> <p>Female, B-coded, 20 cm conductor, 0.25 mm²</p> 		21 03 339 2301		
<p>Han® M12-male moving load</p> <p>B-coded</p> 	21 03 030 1300			
<p>Han® M12-male/female panel feed-through</p> <p>B-coded</p> 	21 03 330 1300			<p>Rated voltage 24 V AC/DC</p> <p>Thread M16 x 1,5</p>

Circular connector M12 shielded, D-coded acc. to IEC 61 076-2-101



Part No.

Identification	Male	Female	Drawing	Dimensions in mm
----------------	------	--------	---------	------------------

HARAX® M12-L, screened version

4 poles, D-coded,
0.14 - 0.34 mm², AWG 26-22
0.34 - 0.5 mm², AWG 22-20



21 03 281 1405
21 03 282 1405

4 poles, D-coded,
0.14 - 0.34 mm², AWG 26-22
0.34 - 0.5 mm², AWG 22-20



21 03 281 2405
21 03 282 2405

HARAX® panel feed-through

D-coded
0.14 - 0.34 mm², AWG 26 - 22



5.5 - 7.2 mm

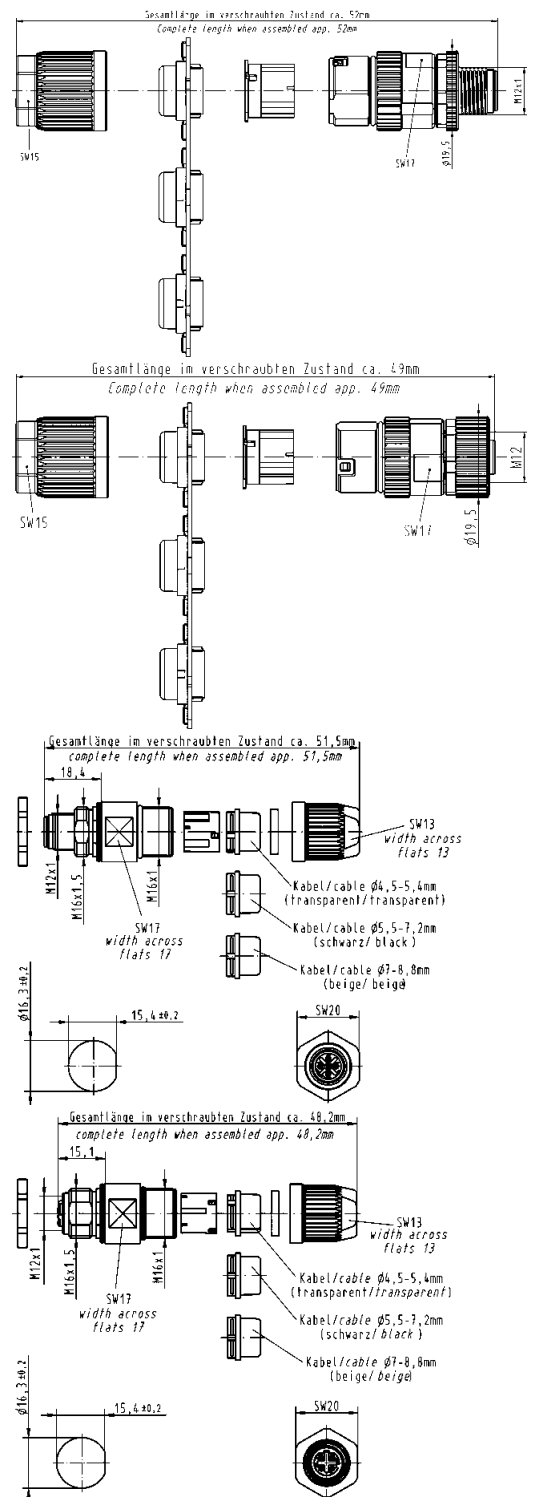
21 03 381 1425

D-coded
0.14 - 0.34 mm², AWG 26 - 22





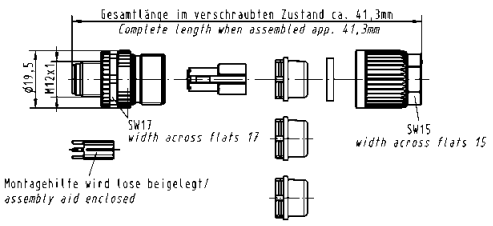

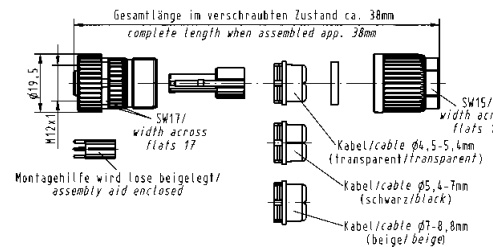

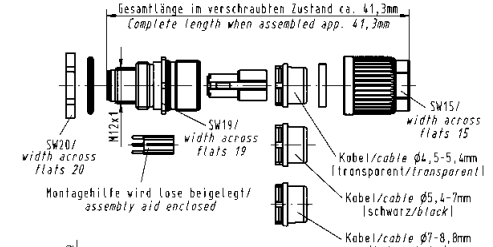

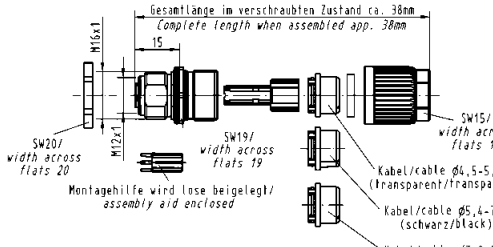
5.5 - 7.2 mm

21 03 381 2425



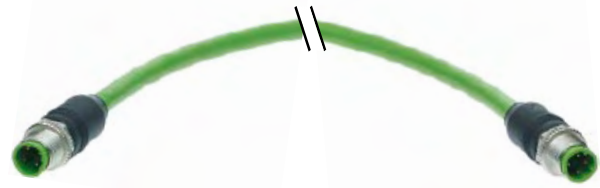
Circular connector M12 shielded, D-coded



Identification	Male	Part No.	Female	Drawing	Dimensions in mm
Han® M12 Crimp D-coded  		21 03 882 1405		 <p>Gesamtlänge im verschraubten Zustand ca. 41,3mm Complete length when assembled app. 41,3mm</p> <p>SW17/ width across flats 17</p> <p>SW15/ width across flats 15</p> <p>Montagehilfe wird lose beigelegt/ assembly aid enclosed</p>	
Han® M12 panel feed-through Crimp D-coded 		21 03 882 1425		 <p>Gesamtlänge im verschraubten Zustand ca. 38mm Complete length when assembled app. 38mm</p> <p>SW17/ width across flats 17</p> <p>SW15/ width across flats 15</p> <p>Kabel/cable Ø4,5-5,4mm (transparent/transparent)</p> <p>Kabel/cable Ø5,4-7mm (schwarz/black)</p> <p>Kabel/cable Ø7-8,8mm (beige/beige)</p> <p>Montagehilfe wird lose beigelegt/ assembly aid enclosed</p>	
Han® M12 panel feed-through Crimp D-coded 		21 03 882 1425		 <p>Gesamtlänge im verschraubten Zustand ca. 41,3mm Complete length when assembled app. 41,3mm</p> <p>SW20/ width across flats 20</p> <p>SW19/ width across flats 19</p> <p>SW15/ width across flats 15</p> <p>Kabel/cable Ø4,5-5,4mm (transparent/transparent)</p> <p>Kabel/cable Ø5,4-7mm (schwarz/black)</p> <p>Kabel/cable Ø7-8,8mm (beige/beige)</p> <p>Montagehilfe wird lose beigelegt/ assembly aid enclosed</p> <p>Ø16,3±0,2</p> <p>15,4±0,2</p>	
Han® M12 panel feed-through Crimp D-coded 		21 03 882 2425		 <p>Gesamtlänge im verschraubten Zustand ca. 38mm Complete length when assembled app. 38mm</p> <p>SW20/ width across flats 20</p> <p>SW19/ width across flats 19</p> <p>SW15/ width across flats 15</p> <p>Kabel/cable Ø4,5-5,4mm (transparent/transparent)</p> <p>Kabel/cable Ø5,4-7mm (schwarz/black)</p> <p>Kabel/cable Ø7-8,8mm (beige/beige)</p> <p>Montagehilfe wird lose beigelegt/ assembly aid enclosed</p> <p>Ø16,3±0,2</p> <p>15,4±0,2</p>	

Order crimp contacts separately

Stock items in bold type



Technical characteristics

Pre-assembled and tested system cables

for structured cabling of industrial Ethernet networks, based on Han® M12 Circular connectors, D-coded

Cable type:	Shielded Twisted Pair Standard Cable
Mating interface:	M12 D-coded acc. to IEC 61 076-2-101
Transmission performance acc. to ISO/IEC 11801:2002:	Class D, 100% tested
Degree of protection	IP 65 / IP 67 (when mated)

Pin assignment

Signal	Function	Conductor colour PROFINet®	Contact assignment
TD+	Transmission Data+	Yellow	1
TD-	Transmission Data-	Orange	3
RD+	Receiver Data+	White	2
RD-	Receiver Data-	Blue	4



Identification	Part No.	Drawing	Dimensions in mm
2 x Han® M12 Circular connector, D-coded, PUR, straight Length*: 1.0 m 1.5 m 3.0 m 5.0 m 7.5 m 10.0 m 20.0 m	21 03 485 1401 21 03 485 1451 21 03 485 1403 21 03 485 1405 21 03 485 1457 21 03 485 1410 21 03 485 1420	cable: AWG 22 / 0.34 mm ² 	
1 x Han® M12 Circular connector, D-coded, PUR, straight Length*: 1.0 m 1.5 m 3.0 m 5.0 m 7.5 m 10.0 m 20.0 m	21 03 585 1401 21 03 585 1451 21 03 585 1403 21 03 585 1405 21 03 585 1457 21 03 585 1410 21 03 585 1420	cable: AWG 22 / 0.34 mm ² 	
2 x Han® M12 Circular connector, D-coded, PUR, angled Length*: 1.0 m 1.5 m 3.0 m 5.0 m 7.5 m 10.0 m 20.0 m	21 03 485 3401 21 03 485 3451 21 03 485 3403 21 03 485 3405 21 03 485 3457 21 03 485 3410 21 03 485 3420	cable: AWG 22 / 0.34 mm ² 	
1 x Han® M12 Circular connector, D-coded, PUR, angled Length*: 1.0 m 1.5 m 3.0 m 5.0 m 7.5 m 10.0 m 20.0 m	21 03 585 3401 21 03 585 3451 21 03 585 3403 21 03 585 3405 21 03 585 3457 21 03 585 3410 21 03 585 3420	cable: AWG 22 / 0.34 mm ² 	

* other length on request


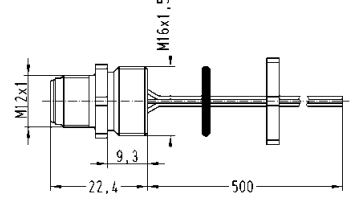
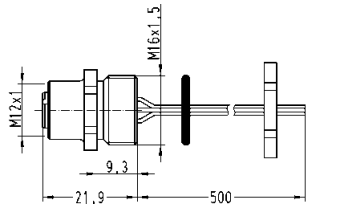



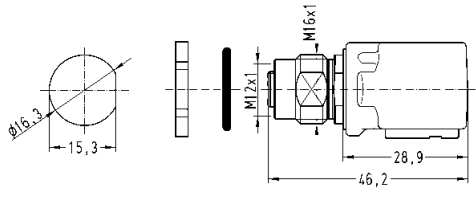
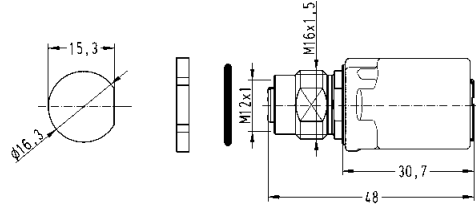
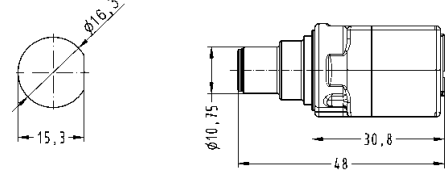
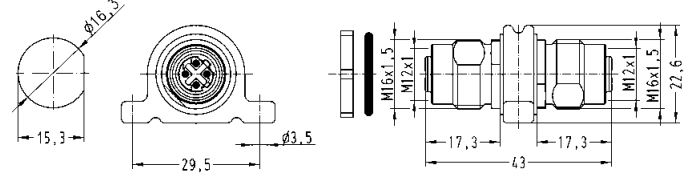






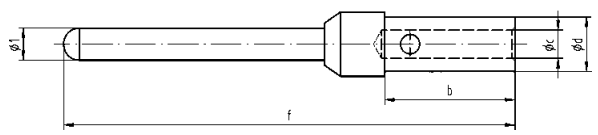
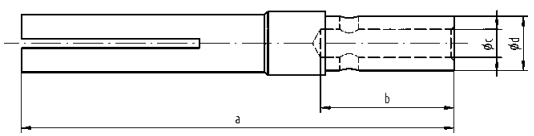



Identification	Part No.	Drawing	Dimensions in mm
2 x Han® M12 Circular connector, D-coded, PVC, straight Length*: 1.0 m 1.5 m 3.0 m 5.0 m 7.5 m 10.0 m 20.0 m	09 47 222 2002 09 47 222 2003 09 47 222 2005 09 47 222 2006 09 47 222 2022 09 47 222 2011 09 47 222 2013	cable: AWG 22 / 0.34 mm ² 	
1 x Han® M12 Circular connector, D-coded, PVC, straight Length*: 1.0 m 1.5 m 3.0 m 5.0 m 7.5 m 10.0 m 20.0 m	09 47 220 0002 09 47 220 0003 09 47 220 0005 09 47 220 0006 09 47 220 0022 09 47 220 0011 09 47 220 0013	cable: AWG 22 / 0.34 mm ² 	
2 x Han® M12 Circular connector, D-coded, PVC, angled Length*: 1.0 m 1.5 m 3.0 m 5.0 m 7.5 m 10.0 m 20.0 m	09 47 808 0002 09 47 808 0003 09 47 808 0005 09 47 808 0006 09 47 808 0022 09 47 808 0011 09 47 808 0013	cable: AWG 22 / 0.34 mm ² 	
1 x Han® M12 Circular connector, D-coded, PVC, angled Length*: 1.0 m 1.5 m 3.0 m 5.0 m 7.5 m 10.0 m 20.0 m	09 47 800 0002 09 47 800 0003 09 47 800 0005 09 47 800 0006 09 47 800 0022 09 47 800 0011 09 47 800 0013	cable: AWG 22 / 0.34 mm ² 	

Han® M12 panel feed-through, D-coded




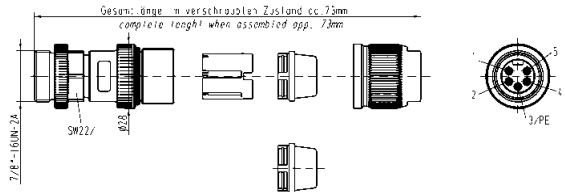

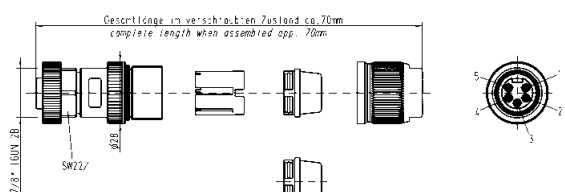
RJ45 acc. to IEC 60603 – Technical characteristics see page 28

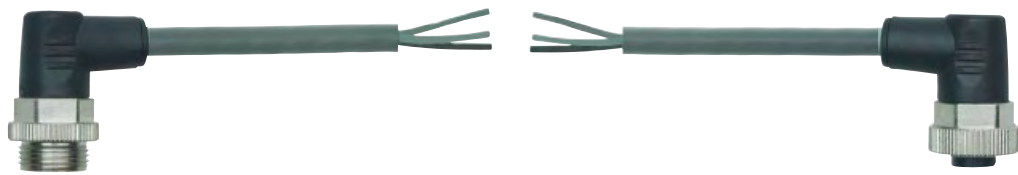
Identification	Part No.	Drawing	Dimensions in mm
<p>Han® M12 panel feed-through Male, D-coded, 50 cm conductors, AWG 22, 4 poles</p> 	<p>21 03 371 1403</p>		
<p>Han® M12 female-RJ45 panel feed-through 4 poles, D-coded, angled</p>  <p>Han® M12 female-RJ45 panel feed-through 4 poles, D-coded, straight</p>  <p>Han® M12 male-RJ45 adapter 4 poles, D-coded, straight</p> 	<p>21 03 381 4400</p> <p>21 03 381 2400</p> <p>21 03 371 1420</p>	  	

Identification	Part No.	Technical characteristics																					
<p>Crimping tool for M12 Crimp and <i>har-speed</i> M12</p>	<p>09 99 000 0501</p>																						
<p>Accessories M12 Crimp</p> <p>Locator</p> <p>Single contacts (500 mating cycles)</p> <p>turned male contacts AWG 24-20 / 0.25-0.52 mm² AWG 26-22 / 0.13-0.33 mm²</p>  <p>turned female contacts AWG 24-20 / 0.25-0.52 mm² AWG 26-22 / 0.13-0.33 mm²</p> 	<p>09 99 000 0531</p> <p>09 67 000 8576 09 67 000 5576</p> <p>09 67 000 8476 09 67 000 5476</p>	  <table border="1" data-bbox="742 1108 1468 1198"> <thead> <tr> <th></th> <th>a</th> <th>b</th> <th>c</th> <th>d</th> <th>e</th> <th>f</th> </tr> </thead> <tbody> <tr> <td>AWG 26-22</td> <td>13.6</td> <td>4.2</td> <td>0.88</td> <td>1.7</td> <td>8.2</td> <td>14.2</td> </tr> <tr> <td>AWG 24-20</td> <td>13.6</td> <td>4.2</td> <td>1.13</td> <td>1.7</td> <td>8.2</td> <td>14.2</td> </tr> </tbody> </table> 		a	b	c	d	e	f	AWG 26-22	13.6	4.2	0.88	1.7	8.2	14.2	AWG 24-20	13.6	4.2	1.13	1.7	8.2	14.2
	a	b	c	d	e	f																	
AWG 26-22	13.6	4.2	0.88	1.7	8.2	14.2																	
AWG 24-20	13.6	4.2	1.13	1.7	8.2	14.2																	
<p>Accessories <i>har-speed</i> M12</p> <p>Locator</p> <p>Single contacts (500 mating cycles)</p> <p><i>har-speed</i> M12 contacts AWG 28-24 / 0.08-0.25 mm²</p> 	<p>09 99 000 0525</p> <p>21 01 100 9014</p>																						
<p>Accessories M12</p> <p>Locknut</p>	<p>21 01 000 0018</p>																						

HARAX® 7/8" Circular connector



Identification	Part No.		Drawing	Dimensions in mm
	Male	Female		
<p>HARAX® 7/8" Male</p> 	<p>21 04 116 1505</p>		 <p>Gesamtlänge in verschraubtem Zustand ca. 73mm complete length when assembled app. 73mm</p>	
<p>HARAX® 7/8" Female</p> 		<p>21 04 116 2505</p>	 <p>Gesamtlänge in verschraubtem Zustand ca. 70mm complete length when assembled app. 70mm</p>	



Overmolded cordsets 7/8"


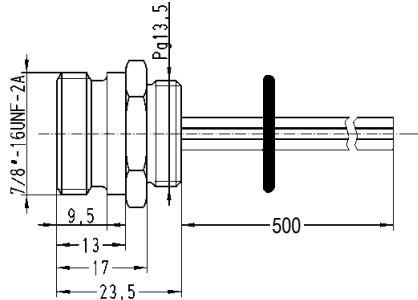
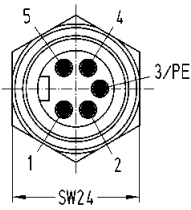

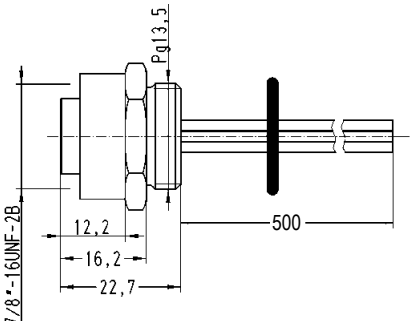
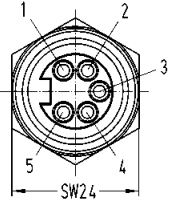

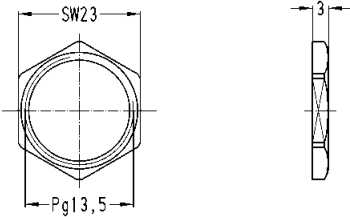

Technical characteristics

Degree of protection	IP 67
Temperature range	
applies to moved cable	-20 °C ... +80 °C
cables permanently installed	-50 °C ... +80 °C
Rated current	max. 8 A every contact (+40 °C)
Rated voltage	230 / 400 V
Rated impulse voltage	3 kV
Pollution degree	3
Material group	Category I acc. to IEC 60664-1
Cable data	
Jacket material	PUR
Jacket colour	grey
Wire isolation	TPM
Wire colours	brown, white, blue, black, green/yellow
Wire gauge	5 x 1.5 mm ²
Standards	UL / CSA



Overmolded cordsets 7/8"

Identification	Part No.	Drawing	Dimensions in mm
Overmolded cordsets 7/8" Female straight 5 pin Length: 1.5 m 3.0 m 5.0 m 7.5 m 10.0 m	21 04 516 2501 21 04 516 2502 21 04 516 2503 21 04 516 2504 21 04 516 2505	<p>Schematic diagram</p> <p>View mating side</p>	
Overmolded cordsets 7/8" Female angled 5 pin Length: 1.5 m 3.0 m 5.0 m 7.5 m 10.0 m	21 04 516 4501 21 04 516 4502 21 04 516 4503 21 04 516 4504 21 04 516 4505	<p>Schematic diagram</p> <p>View mating side</p>	
Overmolded cordsets 7/8" Male-Female straight 5 pin Length: 0.3 m 0.6 m 1.0 m 1.5 m 2.0 m	21 04 416 1501 21 04 416 1502 21 04 416 1503 21 04 416 1504 21 04 416 1505	<p>Schematic diagram</p> <p>View mating side</p>	
Overmolded cordsets 7/8" Male-Female angled 5 pin Length: 0.3 m 0.6 m 1.0 m 1.5 m 2.0 m	21 04 416 3501 21 04 416 3502 21 04 416 3503 21 04 416 3504 21 04 416 3505	<p>Schematic diagram</p> <p>View mating side</p>	

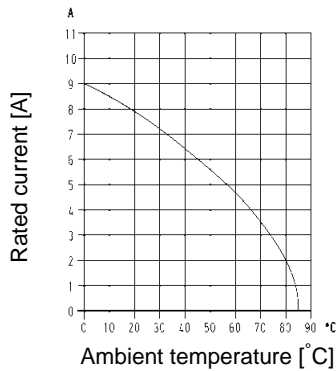
Identification	Part No.	Drawing	Dimensions in mm
<p>Han® 7/8" panel feed-through 50 cm conductors, 0.75 mm², 5 poles</p> <p>Male</p> 	<p>21 04 316 1505</p>		
<p>Han® 7/8" panel feed-through 50 cm conductors, 0.75 mm², 5 poles</p> <p>Female</p> 	<p>21 04 316 2505</p>		
<p>Lock nut Pg 13.5 nickel plated</p> 	<p>21 01 000 0020</p>		
<p>Han® 7/8" dynamometric screwdriver Tightening torque 1.5 Nm</p> <p>for 7/8" SW 23</p>	<p>09 99 000 0395</p>		

Current carrying capacities

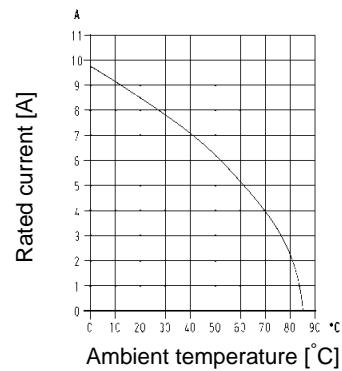
The current carrying capacity is limited by maximum temperature of materials for inserts and contacts including terminals. The current capacity-curve is valid for continuous, not interrupted current-loaded contacts of connectors when simultaneous power on all contacts is given, without exceeding the maximum temperature.

Control and test procedures according to DIN IEC 60512-5.

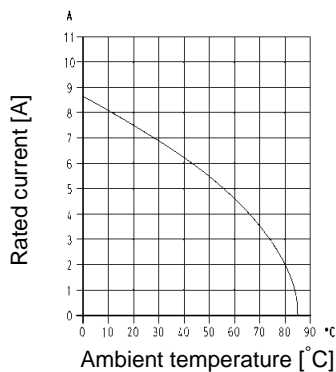
M12, A-coding, straight, male, 4 poles
wire gauge 0.5 mm²



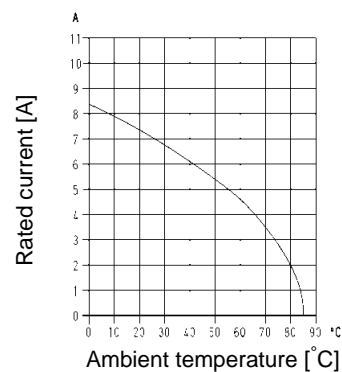
M12, A-coding, straight, female, 4 poles
wire gauge 0.75 mm²



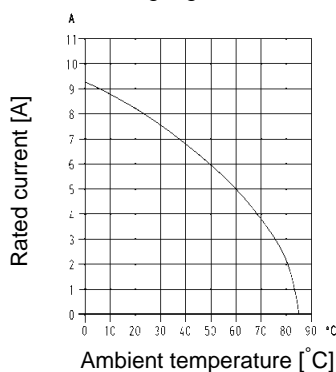
M12, A-coding, straight, female, 5 poles
wire gauge 0.5 mm²



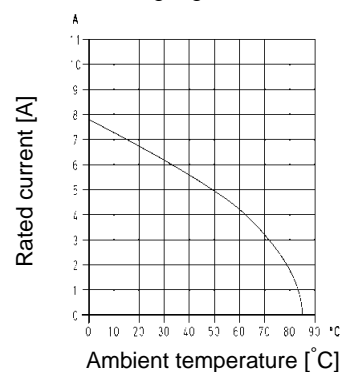
M12, A-coding, straight, male, 5 poles
wire gauge 0.5 mm²



M12, D-coding, straight, female, 4 poles
wire gauge 0.5 mm²




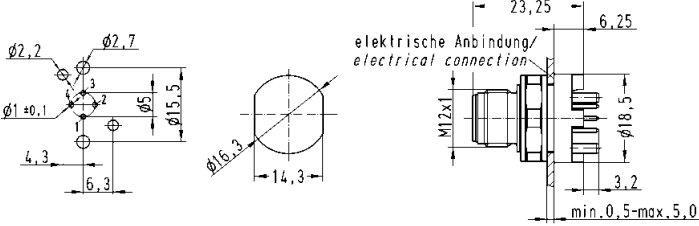
M12, D-coding, angled, female, 4 poles
wire gauge AWG 22


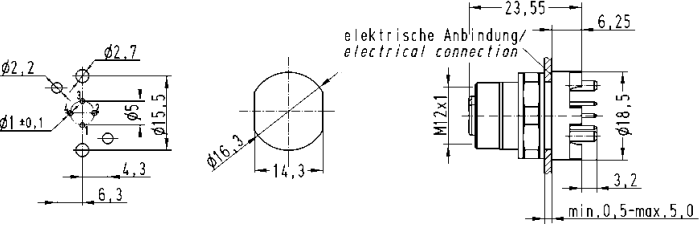


Technical characteristics: Han® M12 pcb

Degree of protection	IP 20, IP 67 (mated and locked)	Temperature during connection	-5 °C ... +50 °C
Rated current	max. 4 A (dependant on pcb layout)	Termination	PIH
Rated voltage	50 V	Contact material	Copper alloy
Mating cycles	max. 500	Contact plating (mating side)	Au over Ni
Limiting temperature	-25 °C ... +85 °C	Insulator material	PA

Identification	Part No.	Drawing	Dimensions in mm
----------------	----------	---------	------------------

<p>Han® M12 Male, A-coded, straight</p> 	<p>4 poles, IP 20 4 poles, IP 67</p>	<p>21 03 321 1410 21 03 321 1420</p>	
	<p>5 poles, IP 20 5 poles, IP 67</p>	<p>21 03 321 1510 21 03 321 1520</p>	


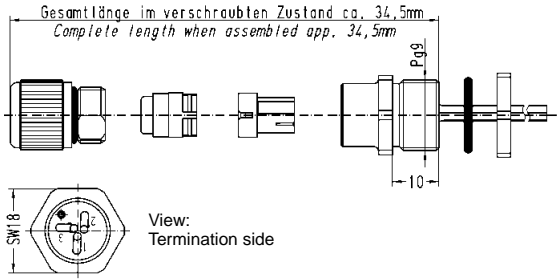

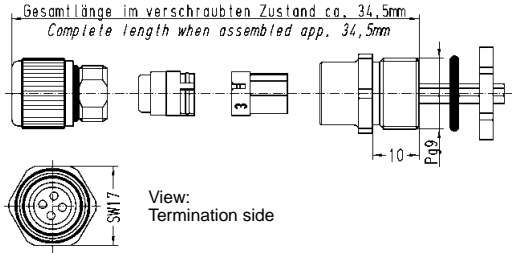

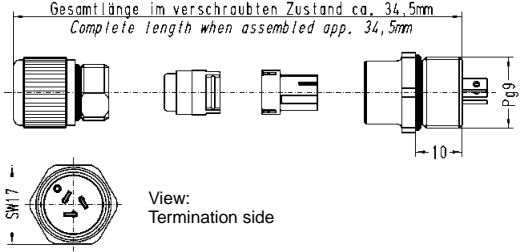
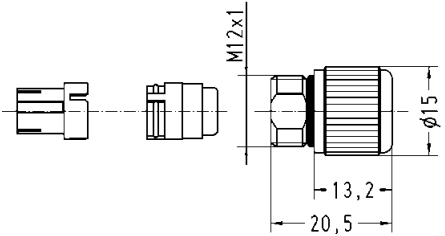
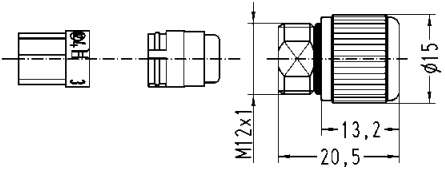
<p>Han® M12 Female, A-coded, straight</p> 	<p>4 poles, IP 20 4 poles, IP 67</p>	<p>21 03 321 6410 21 03 321 6420</p>	
	<p>5 poles, IP 20 5 poles, IP 67</p>	<p>21 03 321 6510 21 03 321 6520</p>	



Technical characteristics: HARAX® Pg 9 panel feed-through

Rated voltage	32 V
Rated current	4 A
Wire gauge	0.25 - 0.5 mm ² / 24/7 AWG - 22 AWG
Diameter of individual strands	≥ 0.1 mm
Conductor insulation material	PVC
Conductor diameter	1.2 - 1.6 mm
Cable diameter	4.0 - 5.1 mm
Working temperature	- 25 °C ... + 85 °C
Temperature during connection	- 5 °C ... + 50 °C
Degree of protection	IP 67
Termination cycles with the same cross section	10



Identification	Part No.	Drawing	Dimensions in mm
<p>HARAX® Pg 9 panel feed-through 3 contacts, with pre-assembled 0.5 m / 0.5 mm² pigtail cable</p> 	21 01 130 4241	 <p>Gesamtlänge im verschraubten Zustand ca. 34,5mm Complete length when assembled app. 34,5mm</p> <p>View: Termination side</p>	
<p>HARAX® Pg 9 panel feed-through 4 contacts, with pre-assembled 0.5 m / 0.5 mm² pigtail cable</p> 	21 01 140 4341	 <p>Gesamtlänge im verschraubten Zustand ca. 34,5mm Complete length when assembled app. 34,5mm</p> <p>View: Termination side</p>	
<p>HARAX® Pg 9 panel feed-through 3 contacts with faston blades</p> 	21 01 130 4011	 <p>Gesamtlänge im verschraubten Zustand ca. 34,5mm Complete length when assembled app. 34,5mm</p> <p>View: Termination side</p>	
<p>Termination element M12 HARAX® 3 contacts Screw cap, splice ring, seal</p>	21 01 010 0001	 <p>M12x1</p> <p>13,2</p> <p>20,5</p> <p>∅15</p>	
<p>Termination element M12 HARAX® 4 contacts Screw cap, splice ring, seal</p>	21 01 010 0006	 <p>M12x1</p> <p>13,2</p> <p>20,5</p> <p>∅15</p>	

Technical characteristics

Specifications	IEC 60352-4 DIN 61984	
Approval	VDE	
Construction type	Pg 13,5 3 poles	Pg 13,5 / M20 4 poles
Working voltage	250 V 4 kV 3 with faston terminals with insulation cap	230/400 V 4 kV 3
acc. to UL/CSA	600 V	600 V
Working current (see current carrying capacity)	16 A	16 A
Testing voltage	4 kV (1.2/50)	4 kV (1.2/50)
Conductor cross section	0.75 - 1.5 mm ²	0.75 - 1.5 mm ²
Diameter of individual strands	≥ 0.2 mm	≥ 0.2 mm
Outer cable diameter	6.0 - 9.0 mm	6.0 - 9.0 mm
Termination cycles with the same cross section	10	10
Limiting temperature	- 25 / + 85 °C	- 25 / + 85 °C
Temperature during connection	- 5 ... + 50 °C	- 5 ... + 50 °C
Degree of protection	IP 67	IP 67
Conductor insulation material	PVC	PVC
Max. tightening torque	8 Nm	8 Nm

Current carrying capacity

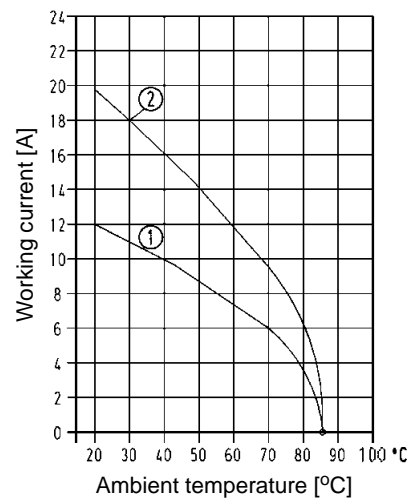
The current carrying capacity is limited by maximum temperature of materials for inserts and contacts including terminals. The current capacity-curve is valid for continuous, not interrupted current-loaded contacts of connectors when simultaneous power on all contacts is given, without exceeding the maximum temperature.

Control and test procedures according to DIN IEC 60512-3.

Pg 13,5 3 contacts

1 = wire gauge
0.75 mm²

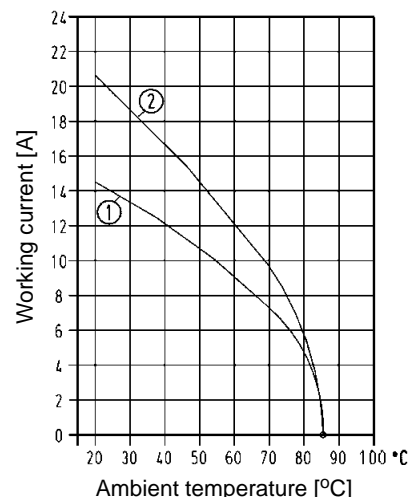
2 = wire gauge
1.5 mm²




Pg 13,5 / M20 4 contacts

1 = wire gauge
0.75 mm²

2 = wire gauge
1.5 mm²



HARAX® Pg 13.5 / M20 panel feed-through



Identification	Part No.	Drawing	Dimensions in mm
HARAX® Pg 13.5 / 3 contacts with faston blades	21 01 130 1013		Pg 13.5
HARAX® Pg 13.5 / 3 contacts with solder termination	21 01 130 1023		
HARAX® Pg 13.5 / 3 contacts with pre-assembled pigtail cable. l = 500 mm, 1.5 mm ²	21 01 130 1223		
HARAX® Pg 13.5 / 2 + PE with faston blades	21 01 130 3013		Pg 13.5
HARAX® Pg 13.5 / 2 + PE with solder termination	21 01 130 3023		
HARAX® Pg 13.5 / 2 + PE with pre-assembled pigtail cable, l = 500 mm, 1.5 mm ²	21 01 130 3233		
HARAX® Pg 13.5 / 4 contacts with solder termination	21 01 140 1023		Pg 13.5
HARAX® Pg 13.5 / 3 + PE with solder termination	21 01 140 3023		
HARAX® Pg 13.5 / 4 contacts with pre-assembled strand, l = 500 mm, 1.5 mm ²	21 01 140 1323		
HARAX® Pg 13.5 / 3 + PE with pre-assembled strand, l = 500 mm, 1.5 mm ²	21 01 140 3333		
HARAX® M20 / 4 contacts with solder termination	21 01 141 1023		M20x1.5
HARAX® M20 / 3 + PE with solder termination	21 01 141 3023		
HARAX® M20 / 4 contacts with pre-assembled strand, l = 500 mm, 1.5 mm ²	21 01 141 1323		
HARAX® M20 / 3 + PE with pre-assembled strand, l = 500 mm, 1.5 mm ²	21 01 141 3333		

Other length on request

Stock items in bold type


Part No.	Page	Part No.	Page	Part No.	Page	Part No.	Page
09 47 220 0002	42	21 01 010 0001	55	21 02 454 7302	20	21 03 321 1410	50
09 47 220 0003	42	21 01 010 0006	55	21 02 454 7303	20	21 03 321 1420	50
09 47 220 0005	42	21 01 010 2001	29	21 02 454 7304	20	21 03 321 1425	30
09 47 220 0006	42	21 01 010 2007	29	21 02 454 7305	20	21 03 321 1510	50
09 47 220 0011	42	21 01 010 2008	22	21 02 554 4301	21	21 03 321 1520	50
09 47 220 0013	42	21 01 010 2011	29	21 02 554 4302	21	21 03 321 2425	30
09 47 220 0022	42	21 01 010 2013	22	21 02 554 4303	21	21 03 321 6410	50
09 47 222 2002	42	21 01 010 2015	29	21 02 554 4304	21	21 03 321 6420	50
09 47 222 2003	42	21 01 010 2016	22	21 02 554 4305	21	21 03 321 6510	50
09 47 222 2005	42	21 01 010 2017	29	21 02 554 7301	21	21 03 321 6520	50
09 47 222 2006	42	21 01 010 2019	29	21 02 554 7302	21	21 03 330 1300	36
09 47 222 2011	42			21 02 554 7303	21	21 03 339 1301	36
09 47 222 2013	42	21 01 100 9014	44	21 02 554 7304	21	21 03 339 2301	36
09 47 222 2022	42			21 02 554 7305	21		
09 47 800 0002	42	21 01 130 1013	57			21 03 341 1425	32
09 47 800 0003	42	21 01 130 1023	57			21 03 341 1505	51
09 47 800 0005	42	21 01 130 1223	57	21 03 030 1300	36	21 03 341 2425	32
09 47 800 0006	42	21 01 130 3013	57	21 03 111 1405	23	21 03 341 2505	51
09 47 800 0011	42	21 01 130 3023	57	21 03 111 2405	23	21 03 371 1400	52
09 47 800 0013	42	21 01 130 3233	57	21 03 212 1305	27	21 03 371 1403	43
09 47 800 0022	42	21 01 130 4011	55	21 03 212 1306	27	21 03 371 1420	43
09 47 808 0002	42	21 01 130 4241	55	21 03 212 1400	27	21 03 371 2403	43
09 47 808 0003	42			21 03 212 1407	27	21 03 371 2415	52
09 47 808 0005	42	21 01 140 1023	57	21 03 212 2305	27	21 03 381 1425	38
09 47 808 0006	42	21 01 140 1323	57	21 03 212 2306	27	21 03 381 2400	43
09 47 808 0011	42	21 01 140 3023	57	21 03 212 2400	27	21 03 381 2425	38
09 47 808 0013	42	21 01 140 4341	55	21 03 212 2407	27	21 03 381 2801	9
09 47 808 0022	42	21 01 140 5081	23	21 03 216 1505	27	21 03 381 2802	9
		21 01 140 5091	23	21 03 216 2505	27	21 03 381 2803	9
				21 03 221 1405	30	21 03 381 2804	10
09 67 000 5476	44	21 01 141 1023	57	21 03 221 2405	30	21 03 381 2805	10
09 67 000 5576	44	21 01 141 1323	57			21 03 381 4400	43
09 67 000 8476	44	21 01 141 3023	57	21 03 241 1300	32	21 03 381 4410	53
09 67 000 8576	44	21 01 141 3333	57	21 03 241 1301	32	21 03 381 4412	53
				21 03 241 2300	32	21 03 381 4430	53
09 99 000 0380	22			21 03 241 2301	32	21 03 381 4432	53
09 99 000 0382	29	21 02 151 1305	18			21 03 381 4802	9
09 99 000 0384	29	21 02 151 1405	18	21 03 272 1505	27	21 03 381 4804	10
09 99 000 0395	48	21 02 151 2305	18	21 03 272 2505	27	21 03 381 6405	43
09 99 000 0501	44	21 02 151 2405	18	21 03 281 1405	38	21 03 381 6410	52
09 99 000 0525	44			21 03 281 2405	38	21 03 381 6420	52
09 99 000 0531	44	21 02 159 1305	18			21 03 415 2401	25
				21 03 282 1405	38	21 03 415 2402	25
		21 02 454 5301	20	21 03 282 2405	38	21 03 415 2403	25
		21 02 454 5302	20			21 03 415 2404	25
		21 02 454 5303	20	21 03 311 1402	28	21 03 415 2405	25
21 01 000 0003	29	21 02 454 5304	20	21 03 311 1501	28	21 03 415 5401	25
21 01 000 0018	44	21 02 454 5305	20	21 03 311 2400	28	21 03 415 5402	25
21 01 000 0020	48	21 02 454 7301	20	21 03 311 2501	28		


List of part numbers



Part No.	Page	Part No.	Page	Part No.	Page	Part No.	Page
21 03 415 5403	25	21 03 515 7402	26	21 03 841 1505	33	21 83 515 4401	26
21 03 415 5404	25	21 03 515 7403	26	21 03 841 1525	33	21 83 515 4402	26
21 03 415 5405	25	21 03 515 7404	26	21 03 841 2505	33	21 83 515 4403	26
21 03 415 7401	25	21 03 515 7405	26	21 03 841 2525	33	21 83 515 4404	26
21 03 415 7402	25					21 83 515 4405	26
21 03 415 7403	25	21 03 549 1301	34	21 03 881 5805	9	21 83 515 7401	26
21 03 415 7404	25	21 03 549 1302	34	21 03 882 1405	39	21 83 515 7402	26
21 03 415 7405	25	21 03 549 1303	34	21 03 882 1425	39	21 83 515 7403	26
		21 03 549 1304	34	21 03 882 2405	39	21 83 515 7404	26
21 03 449 4301	35	21 03 549 1305	34	21 03 882 2425	39	21 83 515 7405	26
21 03 449 4302	35	21 03 549 2301	35				
21 03 449 4303	35	21 03 549 2302	35				
21 03 449 4304	35	21 03 549 2303	35	21 04 116 1505	45		
21 03 449 4305	35	21 03 549 2304	35	21 04 116 2505	45		
21 03 449 6301	35	21 03 549 2305	35				
21 03 449 6302	35	21 03 549 3301	34	21 04 316 1505	48		
21 03 449 6303	35	21 03 549 3302	34	21 04 316 2505	48		
21 03 449 6304	35	21 03 549 3303	34				
21 03 449 6305	35	21 03 549 3304	34	21 04 416 1501	47		
		21 03 549 3305	34	21 04 416 1502	47		
21 03 483 1801	11	21 03 549 4301	35	21 04 416 1503	47		
21 03 483 1803	11	21 03 549 4302	35	21 04 416 1504	47		
21 03 483 1805	11	21 03 549 4303	35	21 04 416 1505	47		
21 03 483 1807	11	21 03 549 4304	35	21 04 416 3501	47		
21 03 483 1810	11	21 03 549 4305	35	21 04 416 3502	47		
21 03 483 5801	11			21 04 416 3503	47		
21 03 483 5802	11			21 04 416 3504	47		
21 03 483 5850	11	21 03 585 1401	41	21 04 416 3505	47		
21 03 483 5851	11	21 03 585 1403	41				
21 03 483 5852	11	21 03 585 1405	41	21 04 516 2501	47		
		21 03 585 1410	41	21 04 516 2502	47		
21 03 485 1401	41	21 03 585 1420	41	21 04 516 2503	47		
21 03 485 1403	41	21 03 585 1451	41	21 04 516 2504	47		
21 03 485 1405	41	21 03 585 1457	41	21 04 516 2505	47		
21 03 485 1410	41	21 03 585 3401	41	21 04 516 4501	47		
21 03 485 1420	41	21 03 585 3403	41	21 04 516 4502	47		
21 03 485 1451	41	21 03 585 3405	41	21 04 516 4503	47		
21 03 485 1457	41	21 03 585 3410	41	21 04 516 4504	47		
21 03 485 3401	41	21 03 585 3420	41	21 04 516 4505	47		
21 03 485 3403	41	21 03 585 3451	41				
21 03 485 3405	41	21 03 585 3457	41				
21 03 485 3410	41						
21 03 485 3420	41			21 82 554 4301	21		
21 03 485 3451	41	21 03 812 1405	31	21 82 554 4302	21		
21 03 485 3457	41	21 03 812 1505	31	21 82 554 4303	21		
		21 03 812 2405	31	21 82 554 4304	21		
21 03 515 4401	26	21 03 812 2505	31	21 82 554 4305	21		
21 03 515 4402	26			21 82 554 7301	21		
21 03 515 4403	26	21 03 822 1425	31	21 82 554 7302	21		
21 03 515 4404	26	21 03 822 1525	31	21 82 554 7303	21		
21 03 515 4405	26	21 03 822 2425	31	21 82 554 7304	21		
21 03 515 7401	26	21 03 822 2525	31	21 82 554 7305	21		

Please send me further information:

CD-Rom **HARKIS®** 
DVD **HARKIS®**  




Interface Connectors




Device Connectivity




Industrial Connectors Han®



Connectors DIN 41612




Ethernet Network Solutions




Coaxial and Metric Connectors



Application brochure



TCA Connectors



Backplanes and Integrated Systems

Sender:

Company: _____

Department: _____

Name: _____

Prenome: _____

Function: _____

Street: _____

Postcode/Town: _____

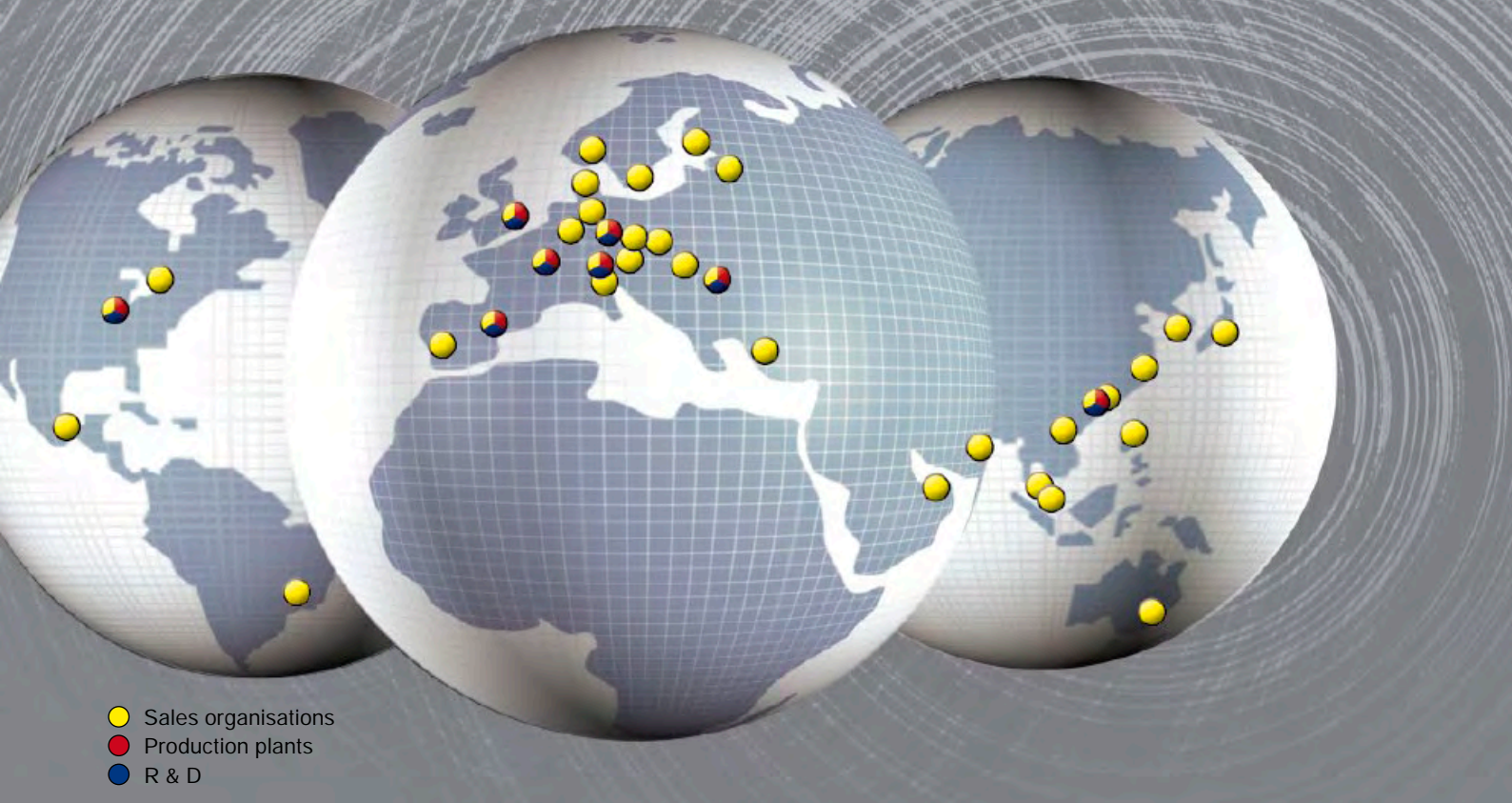
Country: _____

Phone: _____

Fax: _____

E-Mail: _____

Please send it by post or fax to your local HARTING representatives (see page addresses) or visit us 60 under www.HARTING.com.



- Sales organisations
- Production plants
- R & D

Sales Network – worldwide



Albania

see Eastern Europe

Argentina

see Brazil

Armenia

see Eastern Europe

Australia

HARTING Pty Ltd
Suite 11 / 2 Enterprise Drive
Bundoora 3083, AUS-Victoria
Phone +61 3 9466 7088
Fax +61 3 9466 7099
au@HARTING.com
www.HARTING.com.au

Austria

HARTING Ges.m.b.H.
Deutschstraße 19, A-1230 Wien
Phone +431 6162121
Fax +431 6162121-21
at@HARTING.com
www.HARTING.at

Azerbaijan

see Eastern Europe

Bahrain

see Eastern Europe

Belgium

HARTING N.V./S.A.
Z.3 Doornveld 23, B-1731 Zellik
Phone +32 2 466 0190
Fax +32 2 466 7855
be@HARTING.com
www.HARTING.be

Bosnia and Herzegovina

see Eastern Europe

Brazil

HARTING Ltda.
Rua Major Paladino 128 –
Prédio 11
CEP 05307-000 – São Paulo –
SP – Brasil
Phone +55 11 5035 0073
Fax +55 11 5034 4743
br@HARTING.com
www.HARTING.com.br

Brunei

see Singapore

Bulgaria

see Eastern Europe

Canada

see USA

China

Zhuhai HARTING Limited
Shanghai branch
Room 5403, HK New World Tower
300 Huai Hai Road (M.), Luwan District
Shanghai 200021, China
Phone +86 21 6386 2200
Fax +86 21 6386 8636
cn@HARTING.com
www.HARTING.com.cn

Croatia

see Eastern Europe

Czech Republic

HARTING s.r.o.
Mlýnská 2, CZ-160 00 Praha 6
Phone +420 220 380 460
Fax +420 220 380 461
cz@HARTING.com
www.HARTING.cz

Denmark

HARTING ApS
Hjulmagervej 4a
DK - 7100 Vejle
Phone +45 70 25 00 32
Fax +45 75 80 64 99
dk@HARTING.com
www.HARTING.com

Eastern Europe

HARTING Eastern Europe GmbH
Bamberger Straße 7
D-01187 Dresden
Phone +49 351 4361 760
Fax +49 351 436 1770
Eastern.Europe@HARTING.com
www.HARTING.com

Estonia

see Eastern Europe

Finland

HARTING Oy
Teknobulevardi 3-5
FI-01530 Vantaa
Phone +358 207 291 510
Fax +358 207 291 511
fi@HARTING.com
www.HARTING.fi

France

HARTING France
181 avenue des Nations, Paris Nord 2
BP 66058 Tremblay en France
F-95972 Roissy Charles de Gaulle
Cédex
Phone +33 1 4938 3400
Fax +33 1 4863 2306
fr@HARTING.com
www.HARTING.fr

Germany

HARTING Deutschland GmbH & Co. KG
P.O. Box 2451, D-32381 Minden
Simeonscarré 1, D-32427 Minden
Phone +49 571 8896 0
Fax +49 571 8896 282
de@HARTING.com
www.HARTING-Deutschland.de

Georgia

see Eastern Europe

Great Britain

HARTING Ltd., Caswell Road
Brackmills Industrial Estate
GB-Northampton, NN4 7PW
Phone +44 1604 827 500
Fax +44 1604 706 777
gb@HARTING.com
www.HARTING.co.uk

Hong Kong

HARTING (HK) Limited
Regional Office Asia Pacific
3512 Metroplaza Tower 1
223 Hing Fong Road
Kwai Fong, N. T., Hong Kong
Phone +852 2423 7338
Fax +852 2480 4378
ap@HARTING.com
www.HARTING.com.hk

Hungary

HARTING Magyarország Kft.
Fehérvári út 89-95, H-1119 Budapest
Phone +36 1 205 34 64
Fax +36 1 205 34 65
hu@HARTING.com
www.HARTING.hu

India

HARTING India Private Limited
No. D, 4th Floor, 'Doshi Towers'
No. 156 Poonamallee High Road
Kilpauk, Chennai 600 010
Tamil Nadu, India
Phone +91 44 435604 15 / 416
Fax +91 44 435604 17
in@HARTING.com
www.HARTING.co.in

Indonesia

see Malaysia

Israel

COMTEL
Israel Electronic Solutions Ltd.
Bet Hapamon, 20 Hataas st.
P.O.Box 66
Kefar-Saba 44425
Phone +972-9-7677240
Fax +972-9-7677243
sales@comtel.co.il
www.comtel.co.il

Italy

HARTING SpA
Via Dell' Industria 7
I-20090 Vimodrone (Milano)
Phone +39 02 250801
Fax +39 02 2650 597
it@HARTING.com
www.HARTING.it

Japan

HARTING K. K.
Yusen Shin-Yokohama 1 Chome Bldg., 2F
1-7-9, Shin-Yokohama, Kohoku
Yokohama 222-0033 Japan
Phone +81 45 476 3456
Fax +81 45 476 3466
jp@HARTING.com
www.HARTING.co.jp

Jordan

see United Arab Emirates

Kazakhstan

see Eastern Europe

Kirghizia

see Eastern Europe

Korea (South)

HARTING Korea Limited
#308 Yatap Leaders Building
342-1, Yatap-dong, Bundang-gu
Sungnam-City, Kyunggi-do
463-828, Republic of Korea
Phone +82 31 781 4615
Fax +82 31 781 4616
kr@HARTING.com
www.HARTING.co.kr

Kosovo

see Eastern Europe

Kuwait

see United Arab Emirates

Latvia

see Eastern Europe

Lithuania

see Eastern Europe

Macedonia

see Eastern Europe

Malaysia (Office)

HARTING Singapore Pte Ltd
Malaysia Branch
11-02 Menara Amcorp
Jln. Persiaran Barat
46200 PJ, Sel. D. E., Malaysia
Phone +60 3 / 7955 6173
Fax +60 3 / 7955 5126
sg@HARTING.com

Montenegro

see Eastern Europe

Netherlands

HARTING B.V.
Larenweg 44
NL-5234 KA 's-Hertogenbosch
Postbus 3526
NL-5203 DM 's-Hertogenbosch
Phone +31 736 410 404
Fax +31 736 440 699
nl@HARTING.com
www.HARTINGbv.nl

New Zealand

see Australia

Norway

HARTING A/S
Østensjøveien 36, N-0667 Oslo
Phone +47 22 700 555
Fax +47 22 700 570
no@HARTING.com
www.HARTING.no

Pakistan

see United Arab Emirates

Philippines

see Malaysia

Poland

HARTING Polska Sp. z o. o.
ul. Kamieńskiego 201-219
PL-51-126 Wrocław
Phone +48 71 352 81 71
Fax +48 71 320 74 44
pl@HARTING.com
www.HARTING.pl

Portugal

HARTING Iberia, S. A.
Avda. Josep Tarradellas 20-30 4º 6a
E-08029 Barcelona
Phone +351 219 673 177
Fax +351 219 678 457
es@HARTING.com
www.HARTING.es/pt

Qatar

see United Arab Emirates

Republic of Moldova

see Eastern Europe

Romania

HARTING Romania SCS
Europa Unita str. 21
550018-Sibiu, Romania
Phone +40 369-102 671
Fax +40 369-102 622
ro@HARTING.com
www.HARTING.com

Russia

HARTING ZAO
Maliy Sampsoniyevsky prospect 2A
194044 Saint Petersburg, Russia
Phone +7 812 327 6477
Fax +7 812 327 6478
ru@HARTING.com
www.HARTING.ru

Saudi Arabia

see United Arab Emirates

Serbia

see Eastern Europe

Singapore

HARTING Singapore Pte Ltd.
25 International Business Park
#02-06 German Centre
Singapore 609916
Phone +65 6225 5285
Fax +65 6225 9947
sg@HARTING.com
www.HARTING.sg

Slovakia

HARTING s.r.o.
Sales office Slovakia
Povážska 2, SK - 940 67 Nové Zámky
Phone +421 356-493 993
Fax +421 356-402 114
sk@HARTING.com
www.HARTING.sk

Slovenia

see Eastern Europe

South Africa

Cabcon Technologies (PTY) Ltd
P.O. Box 13002, Northmead, 1511
Phone +27 1184533258
Fax +27 118454077
cabcon@mweb.co.za

Spain

HARTING Iberia S.A.
Avda. Josep Tarradellas 20-30 4º 6a
E-08029 Barcelona
Phone +34 93 363 84 75
Fax +34 93 419 95 85
es@HARTING.com
www.HARTING.es

Sweden

HARTING AB
Gustavslundsvägen 141 B 4tr
S-167 51 Bromma
Phone +46 8 445 7171
Fax +46 8 445 7170
se@HARTING.com
www.HARTING.se

Switzerland

HARTING AG
Industriestrasse 26
CH-8604 Volketswil
Phone +41 44 908 20 60
Fax +41 44 908 20 69
ch@HARTING.com
www.HARTING.ch

Taiwan

HARTING R.O.C. Limited
Room 1, 5/F
495 GuangFu South Road
RC-110 Taipei, Taiwan
Phone +886 2 2758 6177
Fax +886 2 2758 7177
tw@HARTING.com
www.HARTING.com.tw

Tajikistan

see Eastern Europe

Thailand

see Malaysia

Turkey

HARTING TURKEI Elektronik Ltd. Şti.
Barbaros Mah. Dereboyu Cad.
Fesleğen Sok.
Uphill Towers, A-1b Kat:8 D:45
34746 Ataşehir, İstanbul
Phone +90 216 688 81 00
Fax +90 216 688 81 01
tr@HARTING.com
www.HARTING.com.tr

Turkmenistan

see Eastern Europe

United Arab Emirates

Eurotech Fzc
Office Bldg-36, Office No. G36-02
P.O. Box 49602
Hamriyah Free Zone, Sharjah
Phone +971 6 5262077
Fax +971 6 5262117
sales@eurotech.ae
www.eurotech.ae

Ukraine

see Eastern Europe

USA

HARTING Inc. of North America
1370 Bowes Road
USA-Elgin, Illinois 60123
Phone +1 (877) 741-1500 (toll free)
Fax +1 (866) 278-0307 (Inside Sales)
us@HARTING.com
www.HARTING-USA.com

Uzbekistan

see Eastern Europe

Distributors – worldwide



Farnell:
www.farnell.com

RS Components:
www.rs-components.com

FUTURE Electronics:
www.futureelectronics.com

Other countries and general contact



HARTING Electronics GmbH & Co. KG
P.O. Box 1433
32328 Espelkamp - Germany
Phone +49 5772/47-97200
Fax +49 5772/47-777
electronics@HARTING.com



Pushing Performance

www.HARTING.com