

Radial Lead Inductors(Coils) For Power Line

Conformity to RoHS Directive

SL Series SL1215

FEATURES

- This is a low Rdc, best for the power supply line.
- There is a series of many types from low inductance to high inductance in large current.
- It is a product conforming to RoHS directive.

APPLICATIONS

Televisions, CRT displays, printers, and various types of electronic products.

SPECIFICATIONS

| | |
|-----------------------------|---|
| Operating temperature range | -40 to +85°C [Including self-temperature rise] |
| Storage temperature range | -40 to +85°C [Unit of products] |
| Terminal strength | 9.8N min.* |
| Flow soldering condition | 260°C /10 seconds |

* Only for lead type specification. Wire type's specification depends on the vibration test.

PRODUCT IDENTIFICATION

| | | | | | | | |
|-----|------|-----|-----|-----|-----|---|----|
| SL | 1215 | - | 100 | K | 3R6 | - | PF |
| (1) | (2) | (3) | (4) | (5) | (6) | | |

(1)Series name

(2)Dimensions

| Type | Dimension | Lead pitch |
|------|-------------|---|
| 1215 | ø12× 14.5mm | 11mm (10 to 100μH for wire type) 7.5mm (150 to 5600μH for lead type) |

(3)Inductance value

| | |
|-----|--------|
| 100 | 10μH |
| 102 | 1000μH |

(4)Inductance tolerance

| | |
|---|------|
| K | ±10% |
|---|------|

(5)Rated current

| | |
|-----|------|
| 3R6 | 3.6A |
| R20 | 0.2A |

(6)Lead-free compatible product

| | |
|----|------------------------------|
| PF | Lead-free compatible product |
|----|------------------------------|

PACKAGING STYLE AND QUANTITIES

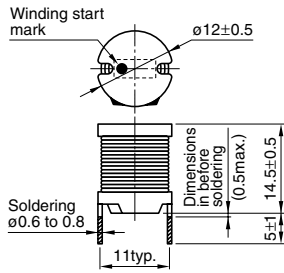
| Packaging style | Quantity |
|-----------------|-----------------|
| Bulk | 100 pieces/tray |

• Conformity to RoHS Directive: This means that, in conformity with EU Directive 2002/95/EC, lead, cadmium, mercury, hexavalent chromium, and specific bromine-based flame retardants, PBB and PBDE, have not been used, except for exempted applications.

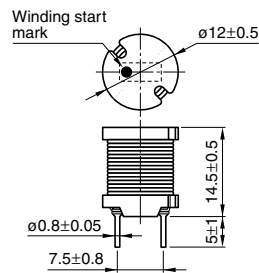
• All specifications are subject to change without notice.

SHAPES AND DIMENSIONS

WIRE TYPE (10 to 100 μ H)



LEAD TYPE (150 to 5600 μ H)



Weight: 7g typ.

Dimensions in mm

ELECTRICAL CHARACTERISTICS

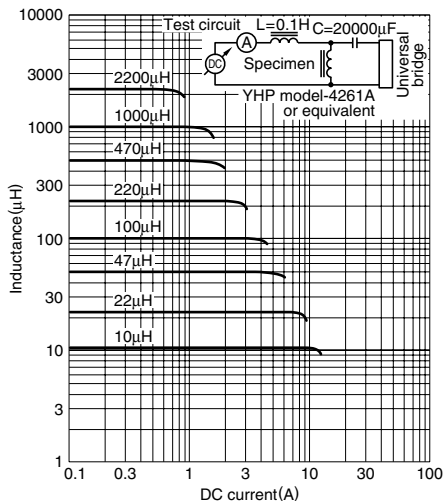
| Inductance (μ H) | Inductance tolerance | DC resistance (Ω)max. | Rated current(A)*max. | | Part No. | Lead wire style |
|-----------------------|----------------------|--------------------------------|----------------------------|---------------------------|-------------------|-----------------|
| | | | Based on inductance change | Based on temperature rise | | |
| 10 | $\pm 10\%$ | 0.019 | 9.8 | 3.6 | SL1215-100K3R6-PF | Wire type |
| 15 | $\pm 10\%$ | 0.022 | 8.9 | 3.3 | SL1215-150K3R3-PF | Wire type |
| 22 | $\pm 10\%$ | 0.031 | 7.2 | 2.8 | SL1215-220K2R8-PF | Wire type |
| 33 | $\pm 10\%$ | 0.044 | 6 | 2.3 | SL1215-330K2R3-PF | Wire type |
| 47 | $\pm 10\%$ | 0.059 | 4.9 | 2 | SL1215-470K2R0-PF | Wire type |
| 68 | $\pm 10\%$ | 0.073 | 4.2 | 1.8 | SL1215-680K1R8-PF | Wire type |
| 100 | $\pm 10\%$ | 0.1 | 3.4 | 1.5 | SL1215-101K1R5-PF | Wire type |
| 150 | $\pm 10\%$ | 0.15 | 2.8 | 1.3 | SL1215-151K1R3-PF | Lead type |
| 220 | $\pm 10\%$ | 0.26 | 1.9 | 1 | SL1215-221K1R0-PF | Lead type |
| 330 | $\pm 10\%$ | 0.32 | 1.8 | 0.91 | SL1215-331KR91-PF | Lead type |
| 470 | $\pm 10\%$ | 0.48 | 1.6 | 0.72 | SL1215-471KR72-PF | Lead type |
| 680 | $\pm 10\%$ | 0.73 | 1.3 | 0.58 | SL1215-681KR58-PF | Lead type |
| 1000 | $\pm 10\%$ | 0.96 | 1.1 | 0.51 | SL1215-102KR51-PF | Lead type |
| 1500 | $\pm 10\%$ | 1.4 | 0.9 | 0.42 | SL1215-152KR42-PF | Lead type |
| 2200 | $\pm 10\%$ | 2.5 | 0.7 | 0.31 | SL1215-222KR31-PF | Lead type |
| 3300 | $\pm 10\%$ | 3.3 | 0.6 | 0.27 | SL1215-332KR27-PF | Lead type |
| 5600 | $\pm 10\%$ | 6.4 | 0.47 | 0.2 | SL1215-562KR20-PF | Lead type |

* Rated current: Value obtained when current flows and self-temperature has risen to 25°C.

- Test equipment Inductance:LCR METER YHP4261A, or equivalent
Rdc: MILLIOHM METER VP-2941A MATSUSHITA, or equivalent

TYPICAL ELECTRICAL CHARACTERISTICS

INDUCTANCE CHANGE vs. DC SUPERPOSITION CHARACTERISTICS



• All specifications are subject to change without notice.