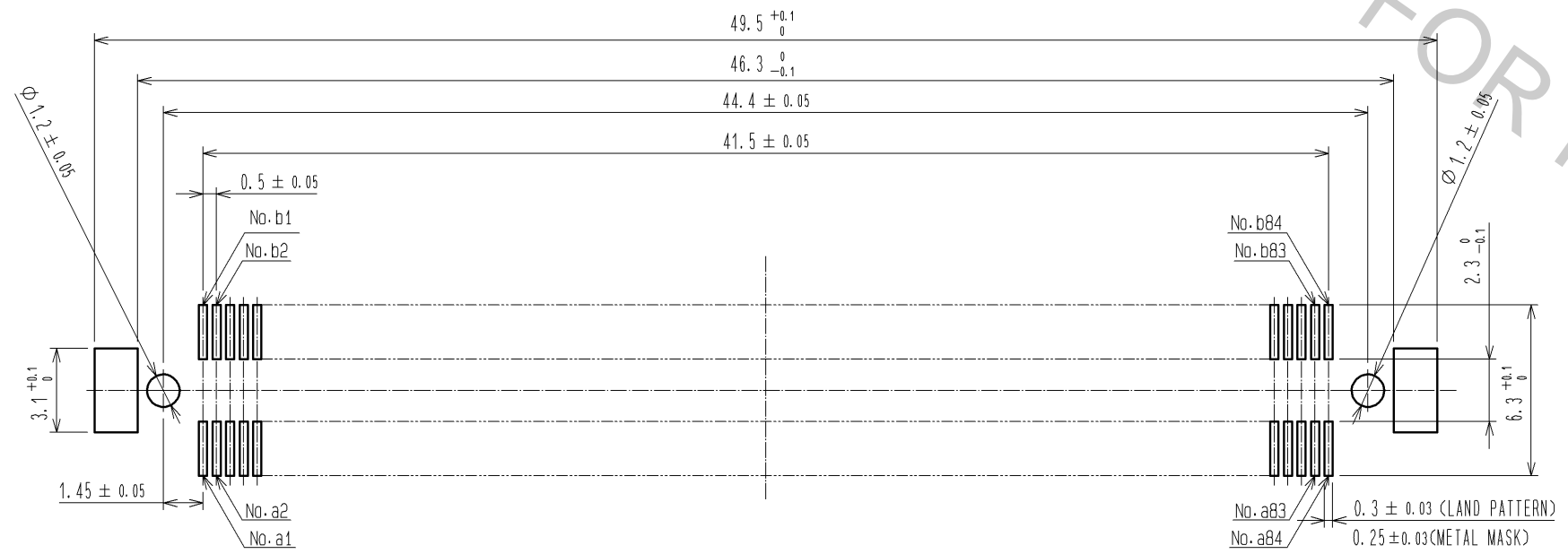


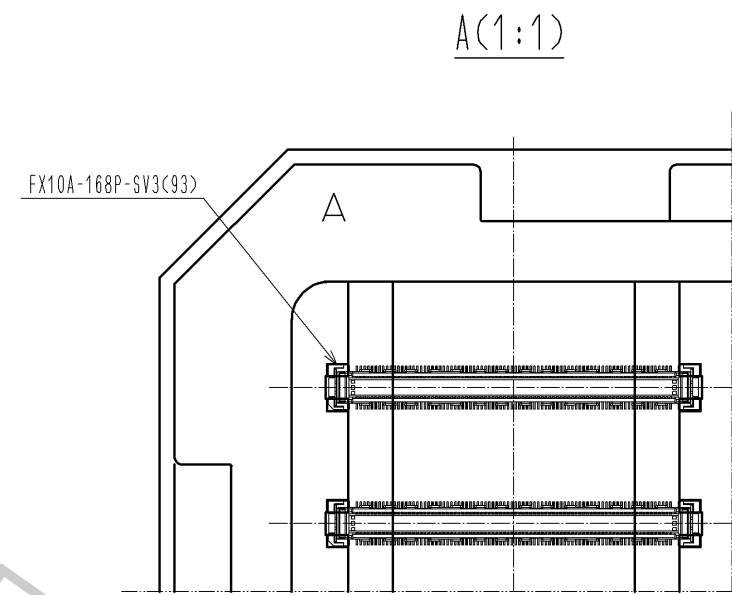
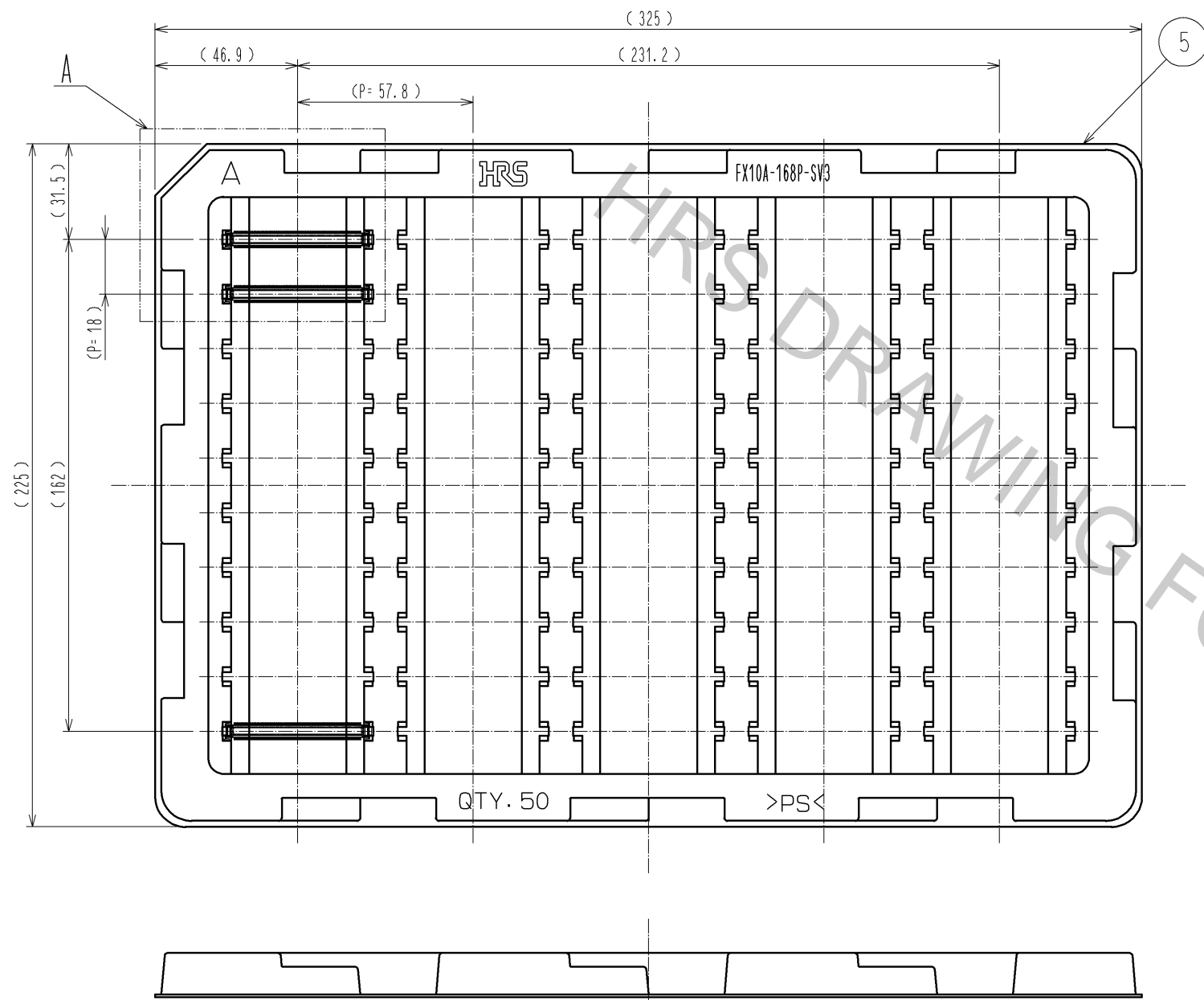
RECOMMENDED LAND PATTERN DIMENSION OF PCB
(RECOMMENDED METAL MASK THICKNESS:0.15mm)



- NOTES
- 1 SMT LEAD-COPLANARITY:0.1 MAX.
 - 2 THIS PRODUCT HAS NO POLARITY TO PATTERN FOR MOUNTING.
 - 3 THE DIMENSIONS IN PARENTHESES ARE FOR REFERENCE.
 - 4 STACKING HEIGHT FROM LEAD TO LEAD(REFERENCE DIMENSIONS)
 - 5 BOARD DISTANCE
 - 6 AREA IS VACUUM PICKUP AREA FOR REFERENCE.

3	COPPER ARROY	CONTACT AREA:GOLD 0.76µm min.	5	PS				
		LEAD AREA:GOLD 0.03µm min.						
		UNDER PLATING:NICKEL 1.3µm min.	4	COPPER ARROY	SURFACE AREA:GOLD 0.03µm min.			
1, 2	LCP	BEIGE UL94V-0			UNDER PLATING:NICKEL 1.3µm min.			
NO.	MATERIAL	FINISH . REMARKS	NO.	MATERIAL	FINISH . REMARKS			
UNITS	mm	SCALE	4 : 1	COUNT	DESCRIPTION OF REVISIONS	DESIGNED	CHECKED	DATE
HRS HIROSE ELECTRIC CO., LTD.		APPROVED : HS. OKAWA	11.03.24	DRAWING NO.	EDC3-330881-02			
		CHECKED : KI. HIROKAWA	11.03.24	PART NO.	FX10A-168P-SV3(93)			
		DESIGNED : DK. AIMOTO	11.03.23	CODE NO.	CL570-0304-7-93			
		DRAWN : DK. AIMOTO	11.03.23		1/2			

DRAWING FOR PACKING(2:1)



- NOTES
- 1 TRAY:50 CONNECTORS.
 - 2 THIS PRODUCT HAS NO POLARITY TO TRAY PACKAGING.
 - 3 THE DIMENSIONS IN PARENTHESES ARE FOR REFERENCE.

HRS	DRAWING NO.	EDC3-330881-02		2/2
	PART NO.	FX10A-168P-SV3(93)		
	CODE NO.	CL570-0304-7-93		