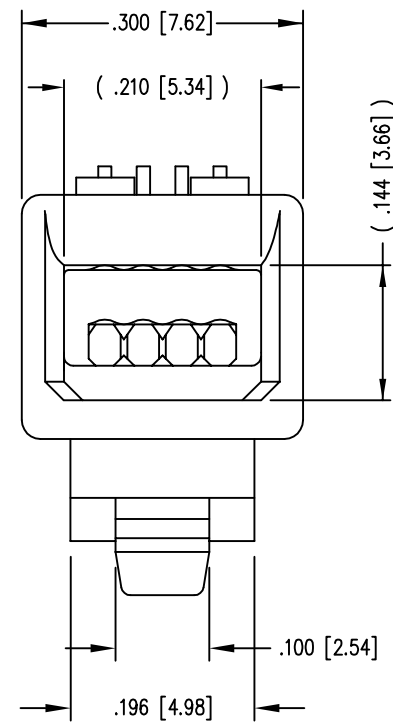
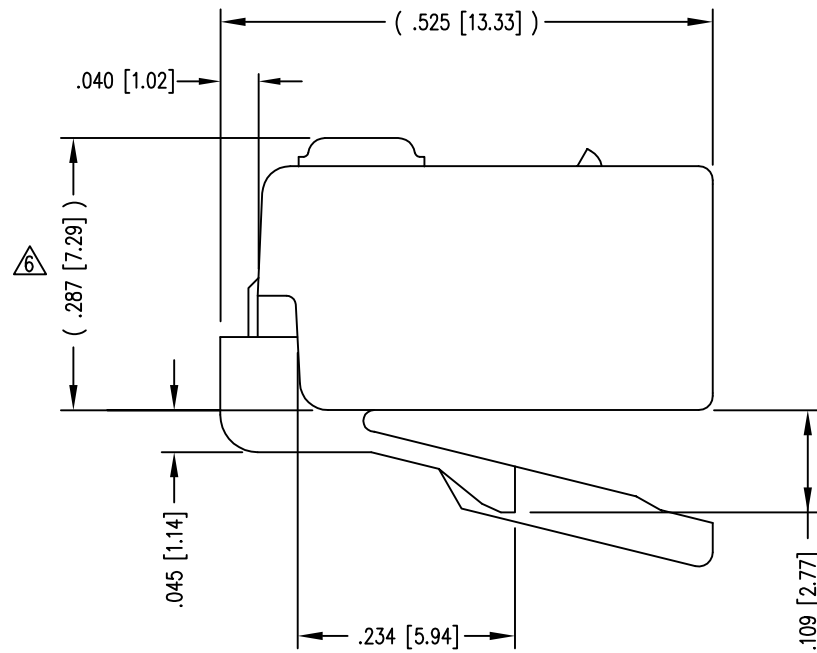
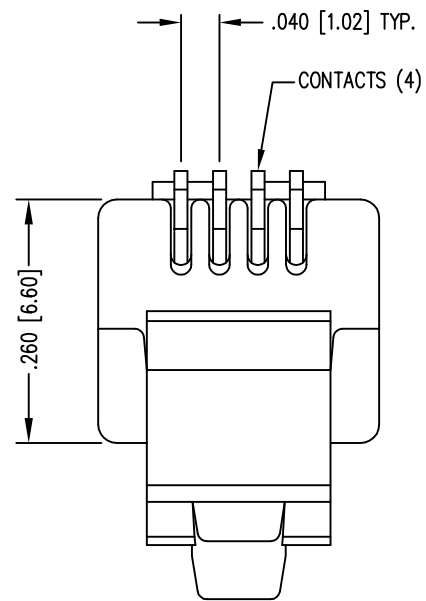
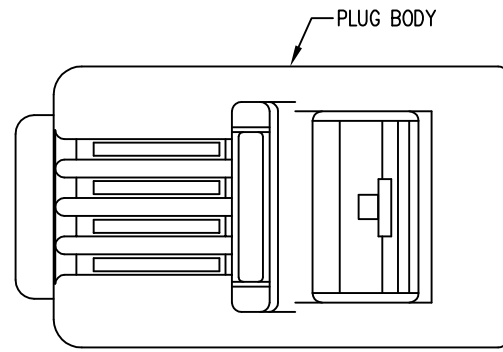


DATE	REV	ECN	APP'D. BY
2-2-06	A5	7560	JM
12-2-10	A6	9094	TRM
5-22-12	A7	9472	SMN
1-5-15	A8	10166	TRM

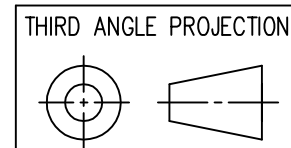


NOTES:

- 1- PLUG KIT CONSISTS OF :
PRE-INSERTED PLUG HOUSING
- 2- MATERIALS :
FRONT HOUSING PLASTIC : CLEAR POLYCARBONATE, UL 94-V0
CONTACTS : PHOSPHOR BRONZE, SELECTIVE GOLD PLATING
- 3- CONTACTS TERMINATE STRANDED CONDUCTORS UP
TO .037 [0.94] OUTSIDE DIAMETER OF INSULATION.
- 4- FOR PRODUCT SPECIFICATION SEE PR026-01.
- 5- DIMENSIONS AND TOLERANCES COMPLY WITH TIA-1096 STANDARD.
- △ TERMINATED PLUG HEIGHT: .237 [6.02] ±.005 [0.13]

50 MICRO-INCHES [1.27um]	937-SP-3044-OB
CONTACT PLATING IN MATING AREA	PART NUMBER

REV. 6/3/05



DO NOT SCALE DRAWING
DRAWING IS SUBJECT TO
CHANGE WITHOUT NOTICE

DIMENSIONS: INCHES [METRIC]
UNLESS OTHERWISE SPECIFIED
TOLERANCES ARE ±.005 [0.13]
ANGLES ARE ± 1°

SHEET NO. 1 OF 1



1118 Susquehanna Trail South
Glen Rock, PA 17327-9199
(717) 235-7512
<http://www.stewartconnector.com>

TITLE: FOUR CONDUCTOR/FOUR POSITION LINE CORD MODULE;
OPEN BACK

THIS DRAWING AND THE SUBJECT MATTER SHOWN THEREON ARE
CONFIDENTIAL AND THE PROPRIETARY PROPERTY OF STEWART CONNECTOR
AND SHALL NOT BE REPRODUCED, COPIED, OR USED IN ANY MANNER WITHOUT
PRIOR WRITTEN CONSENT OF STEWART CONNECTOR. THIS PRODUCT
MAY BE PROTECTED BY ONE OR MORE OF THE FOLLOWING US PATENTS:
5628647 6402559 6409535 6524128
7753717 8033863
OTHER PATENTS MAY BE PENDING.

DRN BY:	JAF	DATE	2-2-06
APPD BY:	JM	DATE	2-2-06
DWG NO.	CT300097	REV.	A8