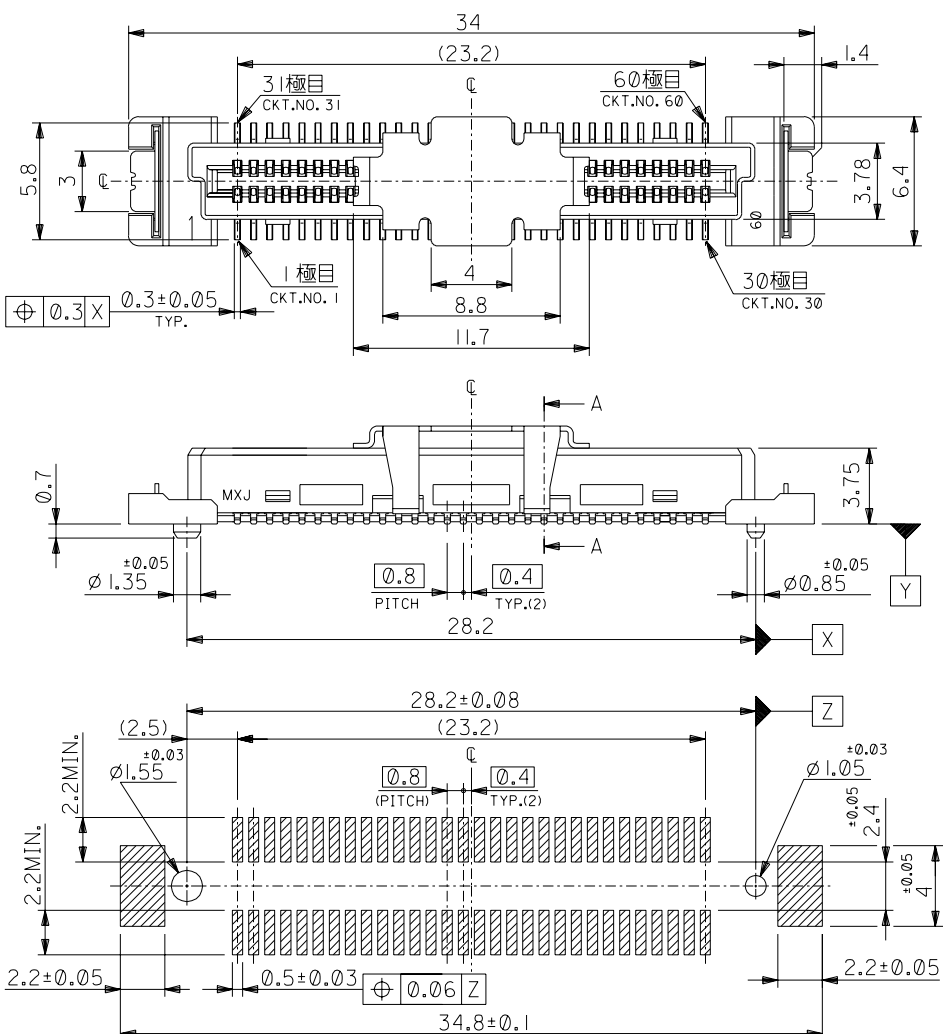


DWG. NO. SD-54373-010

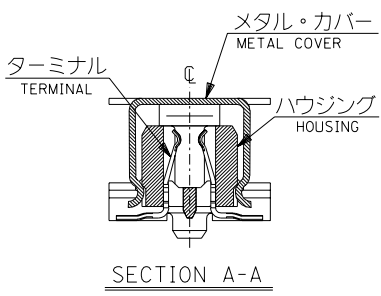
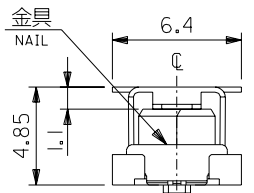
DO NOT SCALE DRAWING



推奨基板寸法  
RECOMMENDED PCB PATTERN LAYOUT

注記  
NOTES:

- 材質  
MATERIAL  
ハウジング : ガラス入りLCP、白色、UL94V-0  
HOUSING : G.F.LCP, WHITE, UL94V-0  
ターミナル : ベリリウム銅 (t=0.2)  
TERMINAL : BERYLLIUM COPPER  
金具 : 燐青銅 (t=0.2)  
NAIL : PHOSPHOR BRONZE
- メッキ仕様  
PLATING  
ターミナル : 接点部 : 金メッキ 0.2μmMIN.  
TERMINAL : CONTACT AREA : GOLD 0.2 μmMIN.  
半田付け部 : 錫メッキ 1.0μmMIN.  
SOLDER TAIL AREA : TIN 1.0 μmMIN.  
下地メッキ : ニッケルメッキ 1.3μmMIN.  
UNDER-PLATING : NICKEL 1.3 μmMIN.  
金具 : 錫メッキ 1.0μmMIN.  
NAIL : TIN 1.0 μmMIN.  
下地メッキ : ニッケルメッキ 1.0μmMIN.  
UNDER-PLATING : NICKEL 1.0 μmMIN.
- ターミナル及び金具の半田付面のバラツキ寸法  
TERMINAL AND NAIL COPLANARITY  
Y面を基準とし、上へ0.05下へ0.1の範囲にあり、  
目付テール平坦度は、0.1MAX.とする。  
TAILS TO BE WITHIN 0.05 UPWARD AND 0.1 DOWNWARD FROM Y-DATUM PLANE  
AND TAIL COPLANARITY TO BE 0.1 MAX.
- 同一基板内に複数個(2ヶ以上)の使用は避けてください。  
MXJ DOES NOT RECOMMEND THE USAGE OF TWO OR MORE OF THESE CONNECTORS  
BETWEEN A SINGLE PAIR OF P.C.BOARD.
- 本製品は54373-0601の鉛フリー品である。  
THIS PRODUCT IS LEAD FREE OF 54373-0601



54373-0671	54373-***71
MATERIAL NO.	MODEL NO.
DIMENSIONS:	
<input type="checkbox"/> mm <input type="checkbox"/> INCH	<input type="checkbox"/> SHT <input type="checkbox"/> REV
<input checked="" type="checkbox"/> mm ONLY	<input type="checkbox"/> REVISION ON CAD ONLY

EC NO. DRAWN: CHK'g: APPR'g:	EC NO. DRAWN: CHK'g: APPR'g:	EC NO. DRAWN: CHK'g: APPR'g:	EC NO. DRAWN: CHK'g: APPR'g:	EC NO. DRAWN: CHK'g: APPR'g:	REV	MATERIAL 材料	GENERAL TOLERANCES: (UNLESS SPECIFIED) 一般公差	SCALE	DESIGN UNITS	THIRD ANGLE PROJECTION	TITLE:
					0	SEE NOTES	10 UNDER 未滿	—	<input checked="" type="checkbox"/> mm <input type="checkbox"/> INCH	<input type="checkbox"/> THIRD ANGLE <input type="checkbox"/> PROJECTION	0.8mm PITCH REC. HOUSING ASS'Y -LEAD FREE-
						FINISH 仕上げ	10 OVER 以上	±0.2	<input type="checkbox"/> mm <input type="checkbox"/> INCH	<input type="checkbox"/> THIRD ANGLE <input type="checkbox"/> PROJECTION	DRAWN BY & DATE H.KAWABATA '04/02/19
						WIRE RANGE 適用電線範囲	30 UNDER 未滿	±0.25	<input type="checkbox"/> mm <input type="checkbox"/> INCH	<input type="checkbox"/> THIRD ANGLE <input type="checkbox"/> PROJECTION	CHECKED BY & DATE K.TOJO '04/02/19
						INS. RANGE 被覆外径	30 OVER 以上	±0.3	<input type="checkbox"/> mm <input type="checkbox"/> INCH	<input type="checkbox"/> THIRD ANGLE <input type="checkbox"/> PROJECTION	APPROVED BY & DATE M.SASAO '04/02/19
							ANGLE 角度	±3°	<input type="checkbox"/> mm <input type="checkbox"/> INCH	<input type="checkbox"/> THIRD ANGLE <input type="checkbox"/> PROJECTION	CAD FILENAME SD-54373-010.S01
									<input type="checkbox"/> mm <input type="checkbox"/> INCH	<input type="checkbox"/> THIRD ANGLE <input type="checkbox"/> PROJECTION	MATERIAL NO. DRAWING NO. SD-54373-010
									<input type="checkbox"/> mm <input type="checkbox"/> INCH	<input type="checkbox"/> THIRD ANGLE <input type="checkbox"/> PROJECTION	SHEET NO. 1 OF 1
									<input type="checkbox"/> mm <input type="checkbox"/> INCH	<input type="checkbox"/> THIRD ANGLE <input type="checkbox"/> PROJECTION	THIS DRAWING CONTAINS INFORMATION THAT IS PROPRIETARY TO MOLEX INCORPORATED AND SHOULD NOT BE USED WITHOUT WRITTEN PERMISSION.
									<input type="checkbox"/> mm <input type="checkbox"/> INCH	<input type="checkbox"/> THIRD ANGLE <input type="checkbox"/> PROJECTION	SIZE B

SD-54373-010.S01

