

Device connector, front mounting - SH-8EPS48AAC00S - 1621562

Please be informed that the data shown in this PDF Document is generated from our Online Catalog. Please find the complete data in the user's documentation. Our General Terms of Use for Downloads are valid (<http://phoenixcontact.com/download>)



Device connector for front wall, angled rotatable, SPEEDCON locking, M23, Number of positions: 8+4+PE / 3+N+PE, Type of contact: Pin, Crimp connection, Axial O-ring, 4x Ø 3.2, Flange dimensions: 28 mm x 28 mm

The figure shows the product version with CAT5 interface

Why buy this product

- Easy connection, thanks to infinitely adjustable cable outlet direction up to 310°
- All housing can be fitted with pin or socket contacts
- A total of eight contacts are available for signal transmission
- Safe use in the field, thanks to high degree of protection
- Consistent EMC protection for reliable connection solutions in the industrial environment



Key Commercial Data

Packing unit	1 STK
GTIN	
GTIN	4046356937108

Technical data

Temperature range

Ambient temperature (operation)	-40 °C ... 130 °C
---------------------------------	-------------------

Data of the insulating body

Note	Order information: Crimp contacts, 8 x Ø 1 mm, 5 x Ø 2 mm, order separately
Coding	N
Insulator material	Polyamide (PA 6.6)
Insertion/withdrawal cycles mechanical	100
Contact connection method	Crimp connection
Type of contacts	Pin
Number of positions	13

Device connector, front mounting - SH-8EPS48AAC00S - 1621562

Technical data

Data of the insulating body

Contact diameter of power contacts	2 mm
Litz wire cross section of power contacts min.	0.25 mm ²
Litz wire cross section of power contacts max.	4 mm ²
Nominal current per power contact at 25°C	30 A
Nominal voltage, power contact	630 V AC
Rated surge voltage	6 kV
Contact diameter of signal contacts	1 mm
Litz wire cross section of signal contacts min.	0.06 mm ²
Litz wire cross section of signal contacts max.	1 mm ²
Nominal current per signal contact at 25°C	8 A
Nominal voltage, signal contact	50 V
Rated surge voltage	1.5 kV
Overvoltage category	III
Degree of pollution	3

Housing data

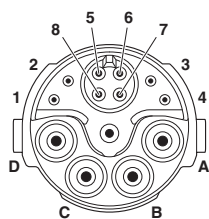
Housing material	Turned parts: copper zinc alloy (CuZn), die-cast parts: zinc (GD-Zn)
Flange dimensions	28 mm x 28 mm
Type of locking	SPEEDCON locking
Degree of protection (when plugged in)	IP67
	IP68
Thread type	M23

Environmental Product Compliance

China RoHS	Environmentally Friendly Use Period = 50
	For details about hazardous substances go to tab "Downloads", Category "Manufacturer's declaration"

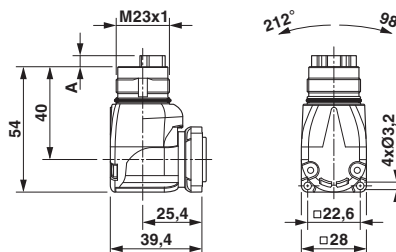
Drawings

Schematic diagram



Pin assignment of pin, signal

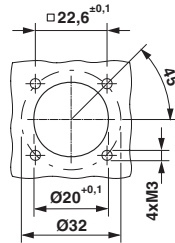
Dimensional drawing



Pin version: dimension A = 4.7 mm, socket version: dimension A = 0 mm

Device connector, front mounting - SH-8EPS48AAC00S - 1621562

Dimensional drawing



Installation dimensions

Approvals

Approvals

Approvals

EAC

Ex Approvals

Approval details

EAC		B.01742
-----	--	---------

Phoenix Contact 2017 © - all rights reserved
<http://www.phoenixcontact.com>

PHOENIX CONTACT GmbH & Co. KG
Flachsmarktstr. 8
32825 Blomberg
Germany
Tel. +49 5235 300
Fax +49 5235 3 41200
<http://www.phoenixcontact.com>