

## Plug - IPC 5/11-STGCL-7,62 - 1718355

Please be informed that the data shown in this PDF Document is generated from our Online Catalog. Please find the complete data in the user's documentation. Our General Terms of Use for Downloads are valid (<http://phoenixcontact.com/download>)



Plug component, Nominal current: 41 A, Rated voltage (III/2): 1000 V, Number of positions: 11, Pitch: 7.62 mm, Connection method: Screw connection, Color: green, Contact surface: Tin

The figure shows a 5-pos. version of the product

### Product Features

- Can be plugged into PC 5 plugs or inverted IPC 5 headers
- Unlimited 600 V UL approval
- Inverted IPC 5 plugs with pin contacts for touch-proof device outputs (with IPC 5 G) or free-hanging cable/cable connections
- STGF plugs with threaded flange



### Key commercial data

|                                      |           |
|--------------------------------------|-----------|
| Packing unit                         | 1 pc      |
| Minimum order quantity               | 50 pc     |
| Weight per Piece (excluding packing) | 20.53 GRM |
| Custom tariff number                 | 85366990  |
| Country of origin                    | Poland    |

### Technical data

#### Dimensions

|             |         |
|-------------|---------|
| Pitch       | 7.62 mm |
| Dimension a | 76.2 mm |

#### General

|                             |                 |
|-----------------------------|-----------------|
| Range of articles           | IPC 5/...-STGCL |
| Insulating material group   | I               |
| Rated surge voltage (III/3) | 8 kV            |
| Rated surge voltage (III/2) | 8 kV            |
| Rated surge voltage (II/2)  | 6 kV            |

## Plug - IPC 5/11-STGCL-7,62 - 1718355

### Technical data

#### General

|   |                   |
|---|-------------------|
| Rated voltage (III/3)                   | 1000 V            |
| Rated voltage (III/2)                   | 1000 V            |
| Rated voltage (II/2)                    | 1000 V            |
| Connection in acc. with standard        | EN-VDE            |
| Nominal current $I_N$                   | 41 A              |
| Nominal cross section                   | 6 mm <sup>2</sup> |
| Maximum load current                    | 41 A              |
| Insulating material                     | PA                |
| Inflammability class according to UL 94 | V0                |
| Stripping length                        | 10 mm             |
| Number of positions                     | 11                |
| Screw thread                            | M3                |
| Tightening torque, min                  | 0.7 Nm            |
| Tightening torque max                   | 0.8 Nm            |

#### Connection data

|   |                      |
|---|----------------------|
| Conductor cross section solid min.  | 0.2 mm <sup>2</sup>  |
| Conductor cross section solid max.  | 10 mm <sup>2</sup>   |
| Conductor cross section stranded min.   | 0.2 mm <sup>2</sup>  |
| Conductor cross section stranded max.   | 6 mm <sup>2</sup>    |
| Conductor cross section stranded, with ferrule without plastic sleeve min.              | 0.25 mm <sup>2</sup> |
| Conductor cross section stranded, with ferrule without plastic sleeve max.              | 6 mm <sup>2</sup>    |
| Conductor cross section stranded, with ferrule with plastic sleeve min.                 | 0.25 mm <sup>2</sup> |
| Conductor cross section stranded, with ferrule with plastic sleeve max.                 | 4 mm <sup>2</sup>    |
| Conductor cross section AWG/kcmil min.  | 24                   |
| Conductor cross section AWG/kcmil max   | 10                   |
| 2 conductors with same cross section, solid min.  | 0.2 mm <sup>2</sup>  |
| 2 conductors with same cross section, solid max.  | 2.5 mm <sup>2</sup>  |
| 2 conductors with same cross section, stranded min.                                     | 0.2 mm <sup>2</sup>  |
| 2 conductors with same cross section, stranded max.                                     | 4 mm <sup>2</sup>    |
| 2 conductors with same cross section, stranded, ferrules without plastic sleeve, min.   | 0.25 mm <sup>2</sup> |
| 2 conductors with same cross section, stranded, ferrules without plastic sleeve, max.   | 1.5 mm <sup>2</sup>  |
| 2 conductors with same cross section, stranded, TWIN ferrules with plastic sleeve, min. | 0.25 mm <sup>2</sup> |
| 2 conductors with same cross section, stranded, TWIN ferrules with plastic sleeve, max. | 2.5 mm <sup>2</sup>  |
| Minimum AWG according to UL/CUL   | 24                   |

# Plug - IPC 5/11-STGCL-7,62 - 1718355

## Technical data

### Connection data

|                                 |   |
|---------------------------------|---|
| Maximum AWG according to UL/CUL | 8 |
|---------------------------------|---|

## Classifications

### eCl@ss

|            |          |
|------------|----------|
| eCl@ss 4.0 | 272607xx |
| eCl@ss 4.1 | 27260701 |
| eCl@ss 5.0 | 27260701 |
| eCl@ss 5.1 | 27260701 |
| eCl@ss 6.0 | 27260704 |
| eCl@ss 7.0 | 27440402 |
| eCl@ss 8.0 | 27440402 |

### ETIM

|          |          |
|----------|----------|
| ETIM 3.0 | EC001121 |
| ETIM 4.0 | EC002638 |
| ETIM 5.0 | EC002638 |

### UNSPSC

|               |          |
|---------------|----------|
| UNSPSC 6.01   | 30211810 |
| UNSPSC 7.0901 | 39121409 |
| UNSPSC 11     | 39121409 |
| UNSPSC 12.01  | 39121409 |
| UNSPSC 13.2   | 39121409 |

## Approvals

### Approvals

---

#### Approvals

UL Recognized / cUL Recognized / GOST / cULus Recognized

---

#### Ex Approvals

---

#### Approvals submitted

---

# Plug - IPC 5/11-STGCL-7,62 - 1718355

## Approvals

### Approval details

UL Recognized

|                                | B     | C     |
|--------------------------------|-------|-------|
| mm <sup>2</sup> /AWG/kcmil     | 24-8  | 24-8  |
| Nominal current I <sub>N</sub> | 41 A  | 41 A  |
| Nominal voltage U <sub>N</sub> | 600 V | 600 V |

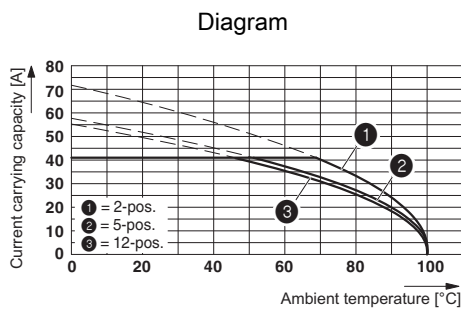
cUL Recognized

|                                | B     | C     |
|--------------------------------|-------|-------|
| mm <sup>2</sup> /AWG/kcmil     | 24-8  | 24-8  |
| Nominal current I <sub>N</sub> | 41 A  | 41 A  |
| Nominal voltage U <sub>N</sub> | 600 V | 600 V |

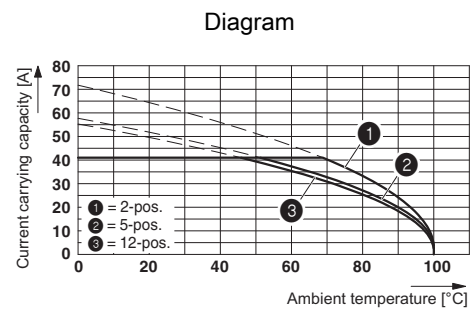
GOST

cULus Recognized

## Drawings



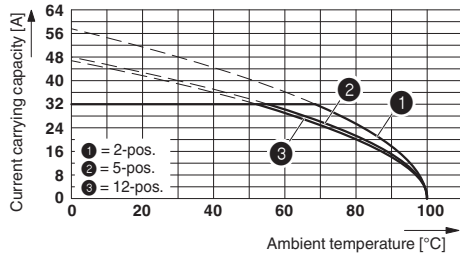
Derating curve for: IPC 5/...-ST-7,62 with PC 5/...-ST-7,62  
Conductor cross section = 10 mm<sup>2</sup>



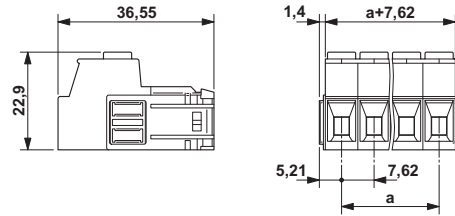
Derating curve for: IPC 5/...-ST-7,62 with IPC 5/...-G-7,62  
Conductor cross section = 10 mm<sup>2</sup>

# Plug - IPC 5/11-STGCL-7,62 - 1718355

Diagram



Dimensioned drawing



Derating curve for: IPC 5/...-ST-7,62 with IPC 5/...-G-7,62  
Conductor cross section 6 mm<sup>2</sup>