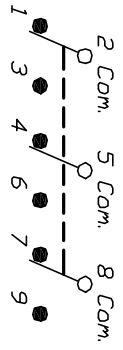


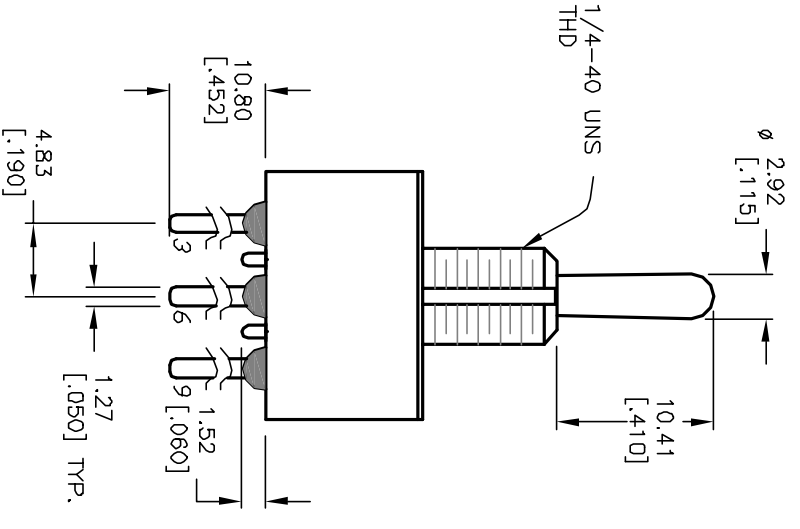
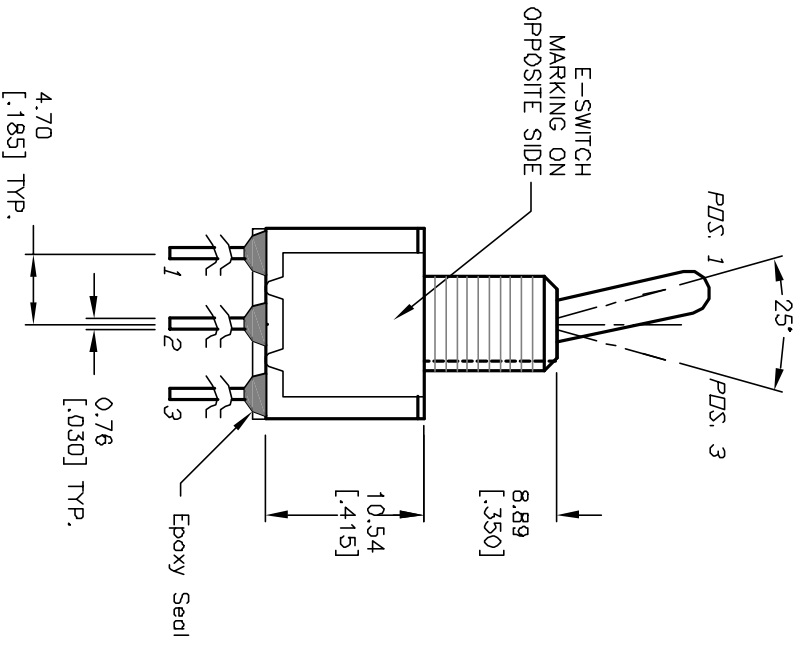
SWITCH FUNCTION		
POS. 1	POS. 2	POS. 3
2-3,5-6 8-9	NONE	2-1,5-4 8-7



CIRCUIT: 3PDT

NOTES:

1. ALL DIMENSIONS IN MM [INCH]
2. GENERAL TOLERANCE: X.X=±0.4
X.XX=±0.25
3. TERM. NOS. FOR REF. ONLY
4. RATING: 5A @120VAC or 28VDC;
2A @250VAC
5. MATERIALS: FIXED TERM. & MOVING CONTACT:
Copper Alloy w/Silver plate
6. ELECTRICAL LIFE: 50,000 make-and-break
cycles at full load.
7. INSULATION RESISTANCE: 1,000M ohm min.
8. DIELECTRIC STRENGTH: 1000V RMS @sea level
9. OPERATING TEMP.: -30°C to 85°C



E-SWITCH®

B	13204	CORRECT DISCUSSION	6/12/03	AR
A	12739	RELEASED FOR PRODUCTION	1/17/03	CJB
REV.	ECN No.	DESCRIPTION	DATE	CHK'D

TITLE		SCALE		DATE	DR	DWG	REV
100 3P-1 T1 B1 M53 Q E		2:1		1/17/03	CB	T131117	B

THE INFORMATION CONTAINED IN THIS DOCUMENT IS PROPRIETARY TO E-SWITCH AND IS NOT TO BE COPIED OR TRANSMITTED