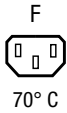


Strip Block for Snap-in Mounting with 4 IEC Appliance Outlets F and space for extra component



Order required accessories separately

Snap-in version



Description

- Panel Mount :
Snap-in version from front side
- 1 Function :
Module of 4 outlets , with additional carrier frame for accessory modules , Pin temperature 70 °C , Protection class I
- Solder terminals or quick connect terminals

Approvals

- VDE Certificate Number: 40030337
- UL File Number: E96454
- CCC File Number: 2011010204456404

Characteristics

- Insulation cover on the rear-side
- Suitable for use in equipment according to IEC/UL 60950

Weblinks

[pdf datasheet](#), [html-datasheet](#), [General Product Information](#), [RoHS](#), [CHINA-RoHS](#), [REACH](#), [Distributor-Stock-Check](#), [Accessories](#), [Detailed request for product](#)

Technical Data

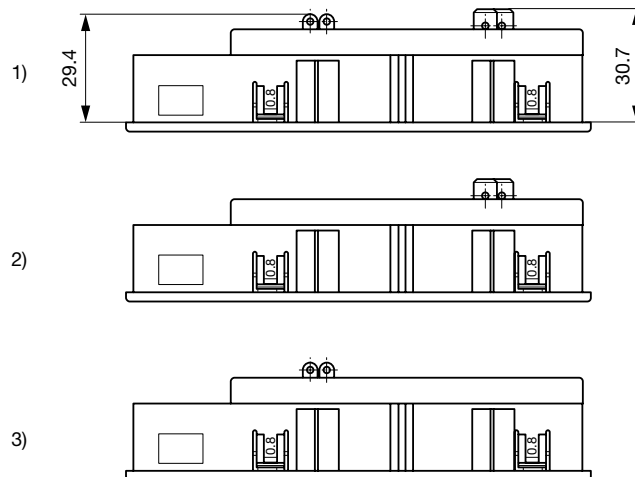
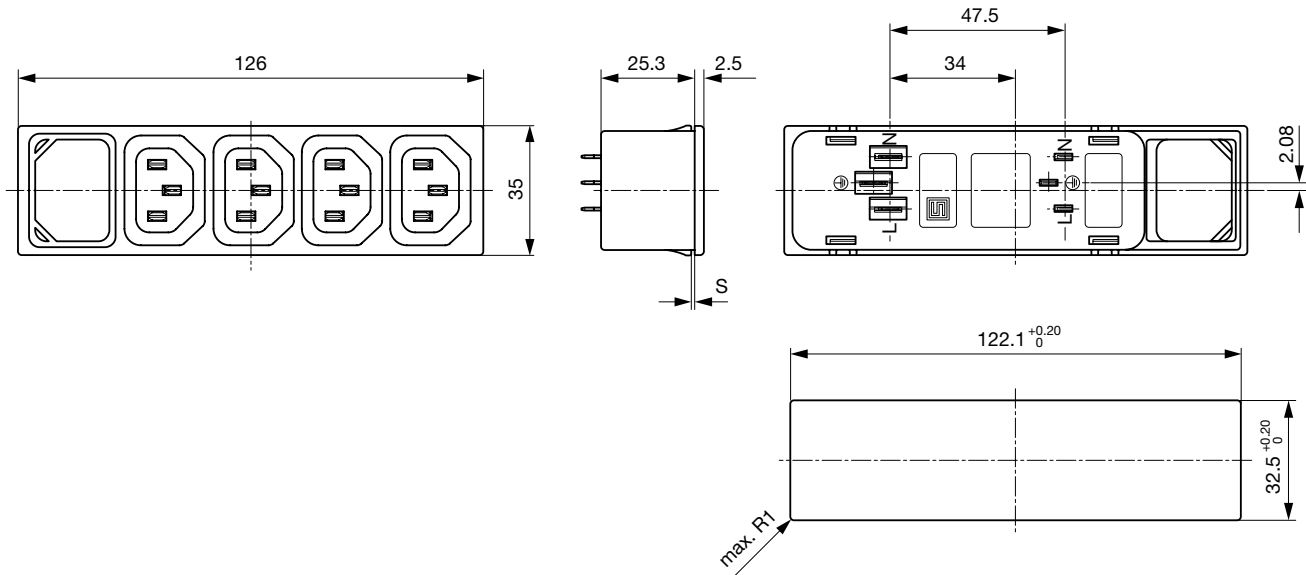
Ratings IEC	10A / 250VAC; 50Hz
Ratings UL/CSA	15A / 250VAC; 60Hz
Dielectric Strength	> 2 kVAC between L-N > 2 kVAC between L/N-PE (1 min/50Hz)
Allowable Operation Temperature	-25 °C to 70 °C
IP-Protection	from front side IP 30 acc. to IEC 60529
Insulation cover	Suitable for appliances with protection class I acc. to IEC 61140
Terminal	Solder terminals or quick connect terminals
Panel Thickness s	Snap-in/1.2/1.5/2/2.5/3 mm tolerance +/-0.1
Material: Housing	Thermoplastic, black, UL 94V-0

appliance inlet/-outlet	F acc. to IEC 60320-1, UL 498 CSA C22.2 no. 42 (for cold conditions) pin-temperature 70 °C, 10A, Protection Class I
-------------------------	--

Detailed information on product approvals, code requirements, usage instructions and detailed test conditions can be looked up in [General Product Information](#)

Dimensions

Cut-out for 2 mm snap-in inlet



- 1) Solder and quick connect terminals 6.3x0.8 mm
 2) only quick connect terminals 6.3x0.8 mm
 3) only solder terminals

All Variants

Panel Thickness [mm]	Terminal	Length [mm]	Order Number
1	Quick connect terminals 6.3 x 0.8 mm	126 mm	4754.3200
1.2	Quick connect terminals 6.3 x 0.8 mm	126 mm	4754.8200
1.5	Quick connect terminals 6.3 x 0.8 mm	126 mm	4754.4200
2	Quick connect terminals 6.3 x 0.8 mm	126 mm	4754.5200
2.5	Quick connect terminals 6.3 x 0.8 mm	126 mm	4754.6200
3	Quick connect terminals 6.3 x 0.8 mm	126 mm	4754.7200
1	Solder terminals 4 x 0.8 mm	126 mm	4754.3400
1.2	Solder terminals 4 x 0.8 mm	126 mm	4754.8400
1.5	Solder terminals 4 x 0.8 mm	126 mm	4754.4400
2	Solder terminals 4 x 0.8 mm	126 mm	4754.5400
2.5	Solder terminals 4 x 0.8 mm	126 mm	4754.6400
3	Solder terminals 4 x 0.8 mm	126 mm	4754.7400
1	Solder terminals 4 x 0.8 mm and quick connect terminals 6.3 x 0.8 mm	126 mm	4754.3000
1.2	Solder terminals 4 x 0.8 mm and quick connect terminals 6.3 x 0.8 mm	126 mm	4754.8000
1.5	Solder terminals 4 x 0.8 mm and quick connect terminals 6.3 x 0.8 mm	126 mm	4754.4000
2	Solder terminals 4 x 0.8 mm and quick connect terminals 6.3 x 0.8 mm	126 mm	4754.5000
2.5	Solder terminals 4 x 0.8 mm and quick connect terminals 6.3 x 0.8 mm	126 mm	4754.6000
3	Solder terminals 4 x 0.8 mm and quick connect terminals 6.3 x 0.8 mm	126 mm	4754.7000

Availability for all products can be searched real-time:<http://www.schurter.com/en/Stock-Check/Stock-Check-SCHURTER>

Please note, all quadblocs are available in protection-class II upon request.

Cord retaining clamp see accessories

Packaging unit 40 Pcs

Mating Inlets/Plugs

Category / Description

[Plug Overview complete](#)



IEC Plug E, Cord Connector (Rewireable), Straight, max. cable Diameter 8.5 mm	4732
IEC Plug E, Cord Connector (Rewireable), Straight, max. Cable Diameter 10 mm	4735
IEC Plug E, Cord Connector (Rewireable), Straight	9009
IEC Plug E, Cord Connector (Rewireable), Angled, max. Cable Diameter 8.5 mm	4733
IEC Plug E, Cord Connector (Rewireable), Angled, max. Cable Diameter 10 mm	4736
Plug further types to 4754	...