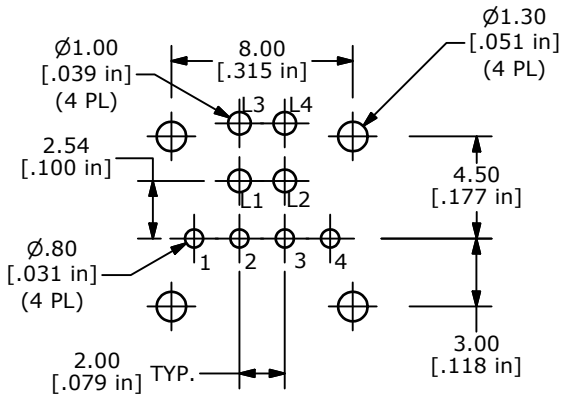
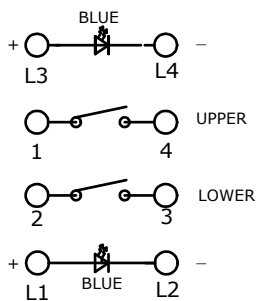


LED SPECS	UNITS	BLUE
FORWARD CURRENT	mA	20
FORWARD VOLATGE	V	3.3 TYP - 4.0 MAX
LUMINOUS INTENSITY	mcd	1000 TYP



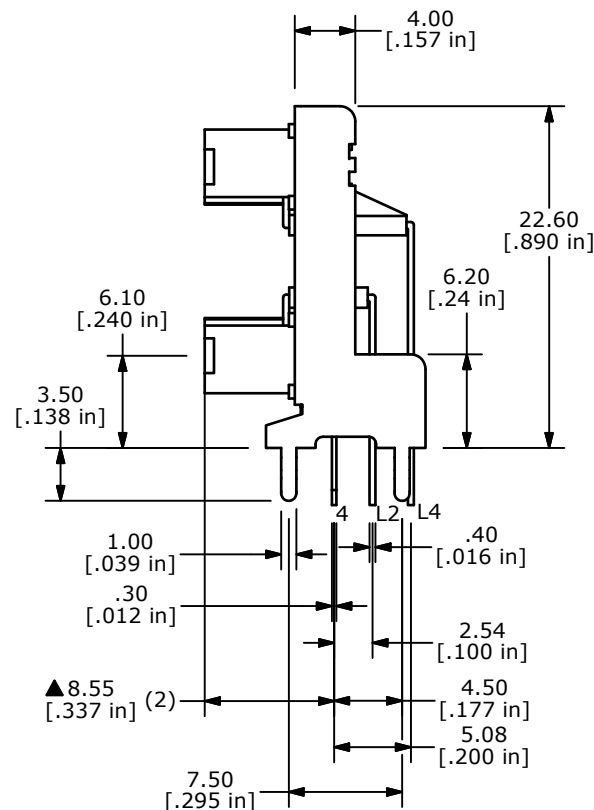
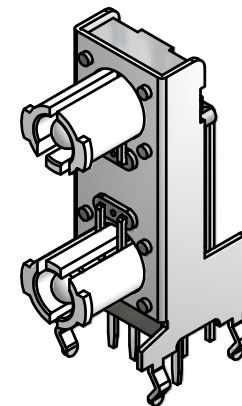
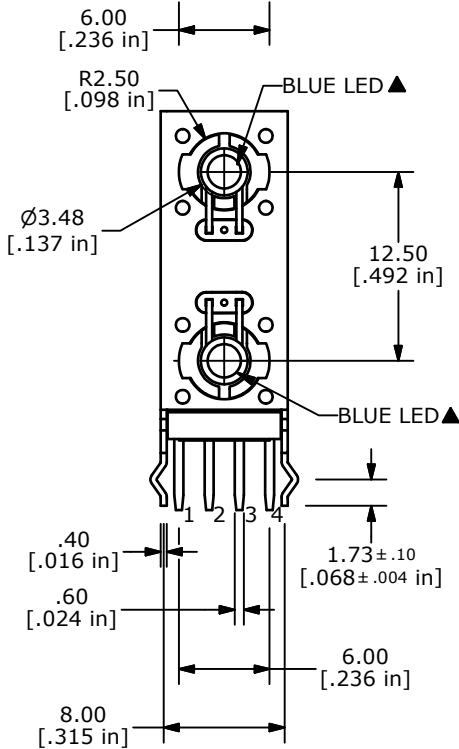
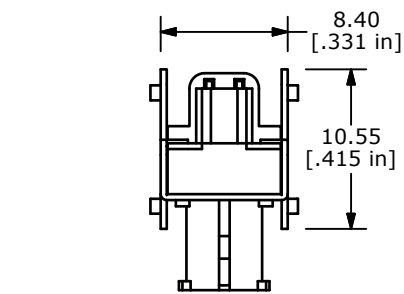
RECOMMENDED PCB LAYOUT



▲ CIRCUIT DIAGRAM

NOTES:

1. ALL DIMENSIONS IN MM
2. GENERAL TOLERANCE: X.X=±0.4
X.XX=±0.25
3. TERM. NOS. FOR REFERENCE ONLY.
4. CONTACT RATING: 50mA @12VDC
5. TRAVEL: 0.25 +0.2/-0.1mm
6. CONTACT RESISTANCE: 100 Milli-Ohms Max.
7. OPERATING FORCE: 160 ± 50gf
- ▲ 8. CONTACT MATERIAL: SILVER
9. MECHANICAL LIFE: 500,000 CYCLES
10. OPERATING TEMP: -20°C TO 70°C
- 11▲ DENOTES CRITICAL PARAMETER.
- ▲ 12. PACKAGE: TRAY/ 126 PIECES PER
13. 2002/95/EC (ROHS) COMPLIANT



TITLE TL3253BBNBBNF160Q

A	20295	RELEASE FOR PRODUCTION	11/21/11	BMA
REV	PCR NO	DESCRIPTION	DATE	BY

SCALE	DATE	DR	DWG	REV
2:1	11/21/2011	BMA	B060001	A

THE INFORMATION CONTAINED IN THIS DOCUMENT IS PROPRIETARY TO E-SWITCH AND IS NOT TO BE COPIED OR TRANSFERRED