




# SERIES 700C SWITCHES

## PUSHBUTTON SWITCHES - LATCHING



### SPECIFICATIONS

Contact Rating:	Gold, 0.4 VA Max @ 20V (AC or DC) Max Silver, 3A @ 120 VAC or 28 VDC, 1A @ 250 VAC
Life Expectancy:	50,000 cycles
Contact Resistance:	20mΩ
Insulation Resistance:	1000MΩ
Dielectric Strength:	1000V RMS
Actuation Force:	SP7, 400 ±150 grams DP7, 600 ±150 grams
Operating Temperature:	-30°C to 85°C
Travel:	3.0 mm

### FEATURES & BENEFITS

- ▶ Snap acting contact design
- ▶ Gold & silver contact options
- ▶ Multiple termination options
- ▶ Alternative action design

### APPLICATIONS/MARKETS

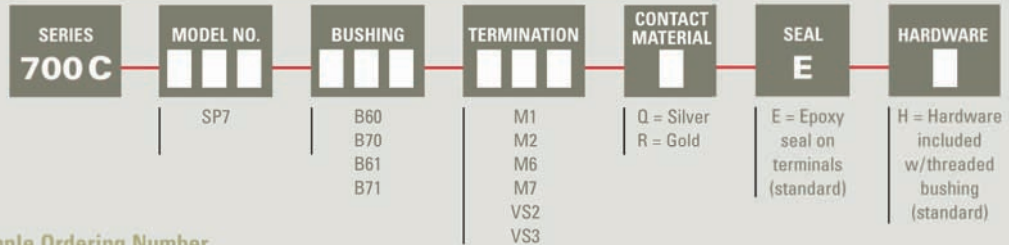
- ▶ Telecommunications
- ▶ Networking
- ▶ Computers/servers
- ▶ Performance audio
- ▶ Instrumentation
- ▶ Low power on/off designs
- ▶ External hard drives and modems

### MATERIALS

Case:	DAP, UL94V0
Actuator:	Nylon, UL94V0
Frame:	Stainless steel
Contacts:	Brass, silver or gold plated
Terminals:	Silver or gold plated copper alloy



### HOW TO ORDER

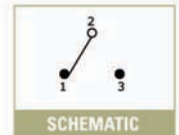
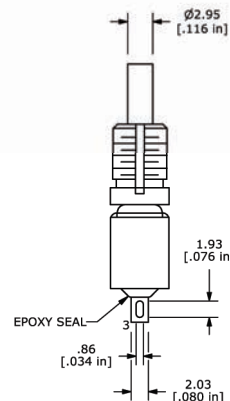
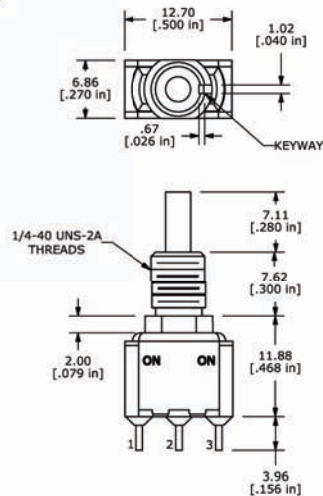


**Example Ordering Number**  
700C-SP7-B60-M1-Q-E-H

Specifications subject to change without notice.

## M1

### SOLDER





# SERIES 700C SWITCHES

## PUSHBUTTON SWITCHES - LATCHING

TACT  
SWITCHES

NAVIGATION  
SWITCHES

PUSHBUTTON  
SWITCHES

TOGGLE  
SWITCHES

ROCKER  
SWITCHES

SLIDE  
SWITCHES

SNAP-ACTION  
SWITCHES

DIP  
SWITCHES

KEYLOCK  
SWITCHES

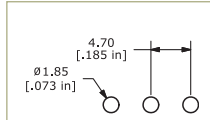
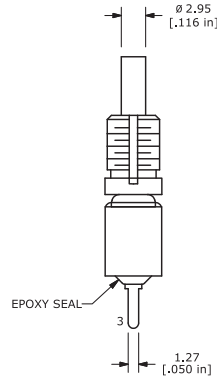
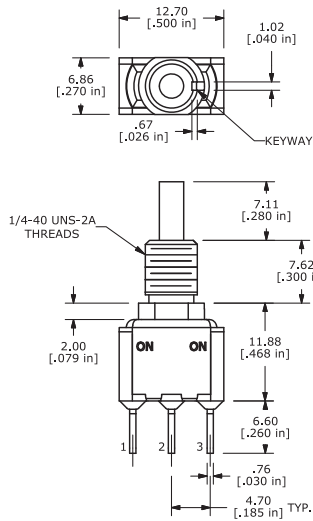
ROTARY  
SWITCHES

DETECTOR  
SWITCHES

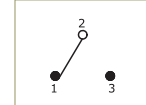
CAP  
OPTIONS

### M2

PC



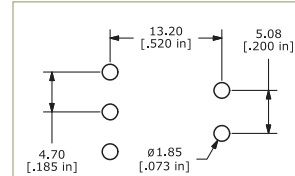
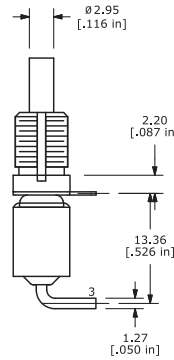
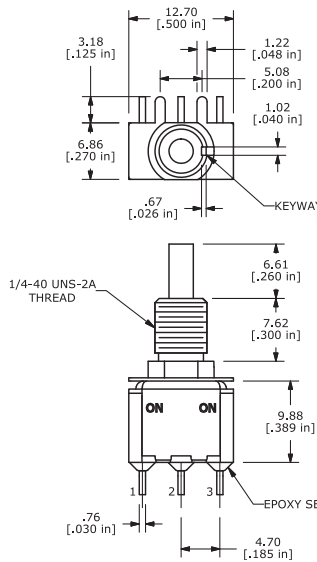
P.C. MOUNTING



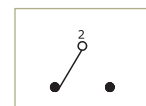
SCHEMATIC

### M6

RIGHT ANGLE



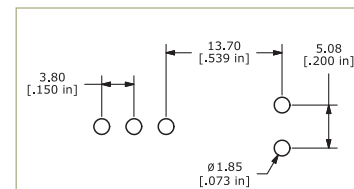
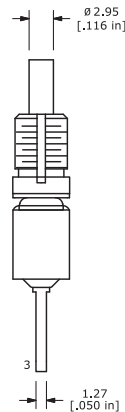
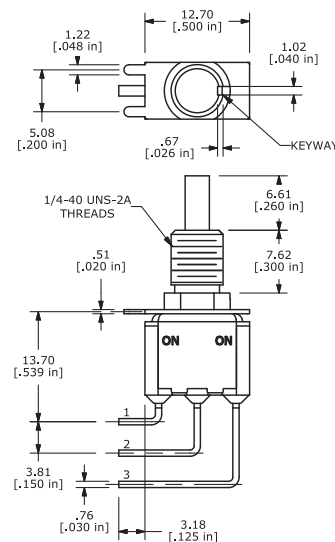
P.C. MOUNTING



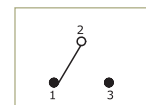
SCHEMATIC

### M7

VERTICAL RIGHT ANGLE



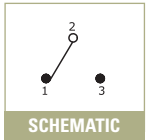
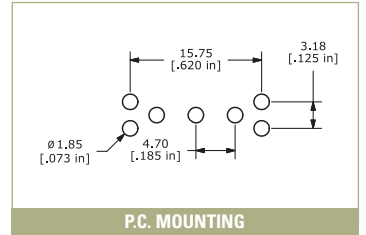
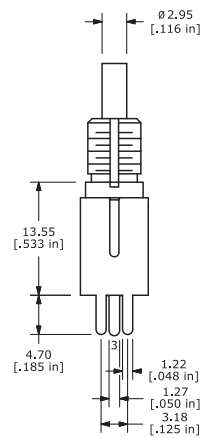
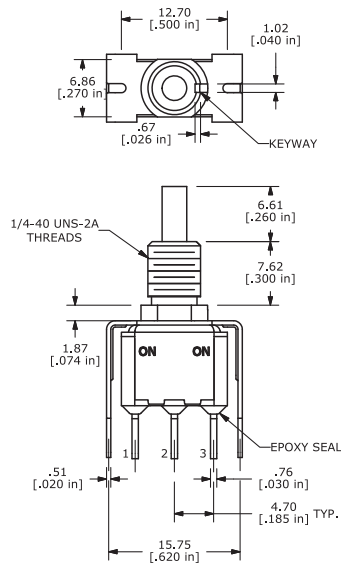
P.C. MOUNTING



SCHEMATIC

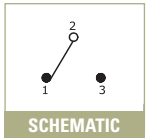
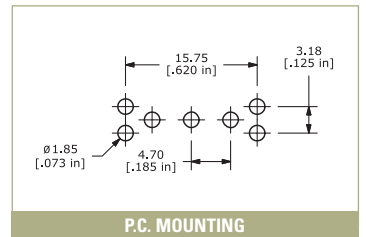
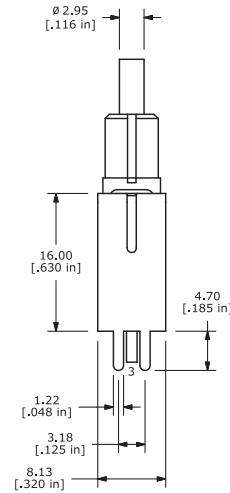
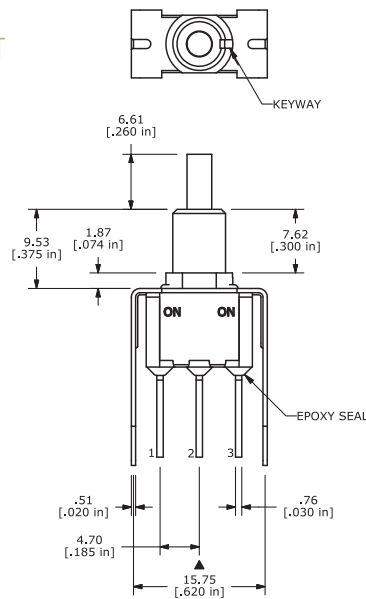
## VS2

### 460 SUPPORT BRACKET



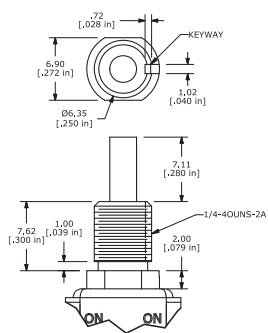
## VS3

### 630 SUPPORT BRACKET

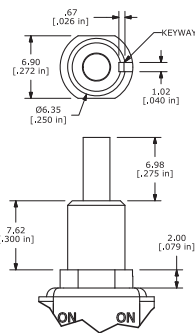


## BUSHING OPTIONS

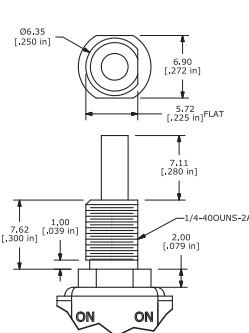
### B60 THD



### B70 NON-THD



### B61 THD



### B71 NON-THD

