

# Printed-circuit board connector - FRONT-MC 1,5/20-STF-3,81 BK - 1751794

Please be informed that the data shown in this PDF Document is generated from our Online Catalog. Please find the complete data in the user's documentation. Our General Terms of Use for Downloads are valid (<http://phoenixcontact.com/download>)

Plug component, Nominal current: 8 A, Number of positions: 20, Pitch: 3.81 mm, Connection method: Front screw connection, Color: black, Contact surface: Tin



## Key Commercial Data

Packing unit	1 STK
Minimum order quantity	50 STK
Custom tariff number	85366990
Country of origin	Germany

## Technical data

### Environmental Product Compliance

China RoHS	No hazardous substances above threshold values
------------	--

### Dimensions

Pitch	3.81 mm
Dimension a	72.39 mm

### General

Range of articles	FRONT-MC 1,5/...-STF
Type of contact	Female connector
Number of positions	20
Connection method	Front screw connection
Rated voltage (III/3)	160 V
Connection in acc. with standard	EN-VDE
Nominal current $I_N$	8 A
Nominal cross section	1.5 mm <sup>2</sup>

### Connection data

Conductor cross section solid min.	0.14 mm <sup>2</sup>
Conductor cross section solid max.	1.5 mm <sup>2</sup>

# Printed-circuit board connector - FRONT-MC 1,5/20-STF-3,81 BK - 1751794

## Technical data

### Connection data

Conductor cross section flexible min.	0.14 mm <sup>2</sup>
Conductor cross section flexible max.	1.5 mm <sup>2</sup>
Conductor cross section flexible, with ferrule without plastic sleeve min.	0.25 mm <sup>2</sup>
Conductor cross section flexible, with ferrule without plastic sleeve max.	1.5 mm <sup>2</sup>
Conductor cross section flexible, with ferrule with plastic sleeve min.	0.25 mm <sup>2</sup>
Conductor cross section flexible, with ferrule with plastic sleeve max.	0.5 mm <sup>2</sup>
Conductor cross section AWG min.	28
Conductor cross section AWG max.	16
2 conductors with same cross section, solid min.	0.14 mm <sup>2</sup>
2 conductors with same cross section, solid max.	0.5 mm <sup>2</sup>
2 conductors with same cross section, stranded min.	0.14 mm <sup>2</sup>
2 conductors with same cross section, stranded max.	0.75 mm <sup>2</sup>
2 conductors with same cross section, stranded, ferrules without plastic sleeve, min.	0.25 mm <sup>2</sup>
2 conductors with same cross section, stranded, ferrules without plastic sleeve, max.	0.34 mm <sup>2</sup>
2 conductors with same cross section, stranded, TWIN ferrules with plastic sleeve, min.	0.5 mm <sup>2</sup>
2 conductors with same cross section, stranded, TWIN ferrules with plastic sleeve, max.	0.5 mm <sup>2</sup>
Minimum AWG according to UL/CUL	30
Maximum AWG according to UL/CUL	16

### Standards and Regulations

Connection in acc. with standard	EN-VDE
	CSA

## Classifications

### eCl@ss

eCl@ss 4.0	272607xx
eCl@ss 4.1	27260701
eCl@ss 5.0	27260701
eCl@ss 5.1	27260701
eCl@ss 6.0	27260704
eCl@ss 7.0	27440402
eCl@ss 8.0	27440309
eCl@ss 9.0	27440309

# Printed-circuit board connector - FRONT-MC 1,5/20-STF-3,81 BK - 1751794

## Classifications

### ETIM

ETIM 3.0	EC001121
ETIM 4.0	EC002638
ETIM 5.0	EC002638

### UNSPSC

UNSPSC 6.01	30211810
UNSPSC 7.0901	39121409
UNSPSC 11	39121409
UNSPSC 12.01	39121409
UNSPSC 13.2	39121409

## Approvals


### Approvals

#### Approvals

cUL Recognized / CSA / VDE Gutachten mit Fertigungsüberwachung / IECCEB Scheme / CCA / EAC / cULus Recognized / EAC

#### Ex Approvals

### Approval details


cUL Recognized  <a href="http://database.ul.com/cgi-bin/XYV/template/LISEXT/1FRAME/index.htm">http://database.ul.com/cgi-bin/XYV/template/LISEXT/1FRAME/index.htm</a> FILE E 60425		
	B	D
mm <sup>2</sup> /AWG/kcmil	30-16	30-16
Nominal current IN	8 A	8 A
Nominal voltage UN	300 V	300 V

CSA  <a href="http://www.csagroup.org/us/en/services/testing-and-certification/certified-product-listing">http://www.csagroup.org/us/en/services/testing-and-certification/certified-product-listing</a> 13631		
	B	D
mm <sup>2</sup> /AWG/kcmil	28-16	28-16


# Printed-circuit board connector - FRONT-MC 1,5/20-STF-3,81 BK - 1751794

## Approvals

	B	D
Nominal current IN	8 A	8 A
Nominal voltage UN	300 V	300 V

VDE Gutachten mit Fertigungsüberwachung  <http://www.vde.de> 40011723

mm <sup>2</sup> /AWG/kcmil	0.2-1.5
Nominal current IN	8 A
Nominal voltage UN	160 V

IECEE CB Scheme  <http://www.iecee.org/> DE1-56063-B1B2

mm <sup>2</sup> /AWG/kcmil	0.2-1.5
Nominal current IN	8 A
Nominal voltage UN	160 V

CCA CCA/ DE1 34219

mm <sup>2</sup> /AWG/kcmil	0.2-1.5
Nominal current IN	8 A
Nominal voltage UN	160 V

EAC EAC-Zulassung

cULus Recognized <http://database.ul.com/cgi-bin/XYV/template/LISEXT/1FRAME/index.htm> E60425-20110128

	B	D
mm <sup>2</sup> /AWG/kcmil	30-16	30-16
Nominal current IN	8 A	8 A
Nominal voltage UN	300 V	300 V

EAC B.01742

