

NOTES:

1. MATERIAL AND FINISH:

TOOL TIP - TOOL STEEL, PASSIVATED

2. PACKAGING:

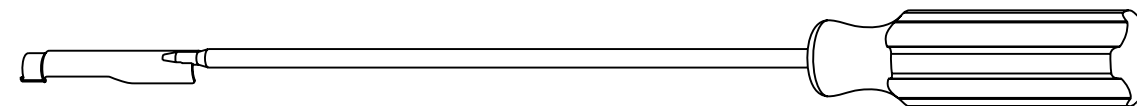
- A. QUANTITY: SINGLE PACK
- B. MARKING: BAG TO BE MARKED  
"AMPHENOLRF, 227-T2000, AND DATE CODE"  
"U.S. PATENT NO. 7,553,177"

THIRD ANGLE PROJ.

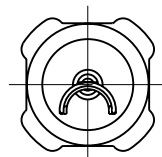
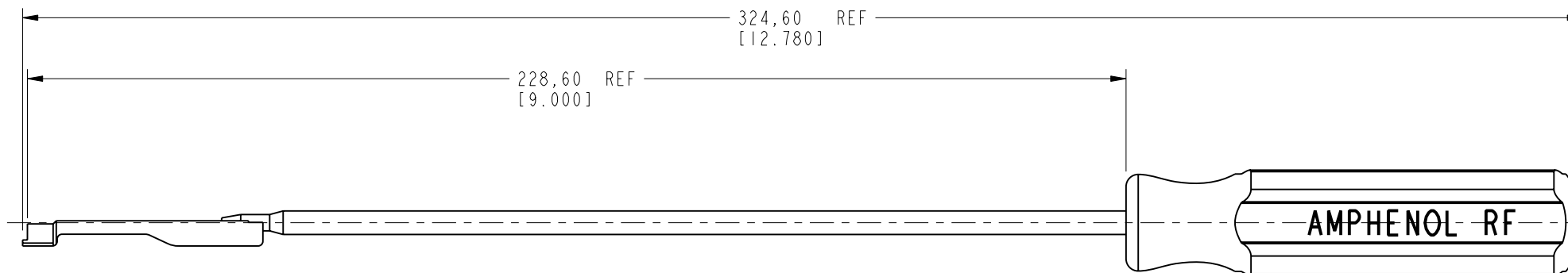
REVISIONS

REV	DESCRIPTION	DATE	ECO	APPR
A	RELEASED TO MFG	05-Jan-11	48270	JTS
B	CHANGE TO "WINDOWLESS" \RD-DAI406240IJ8	28-Jun-14	50038	J.C

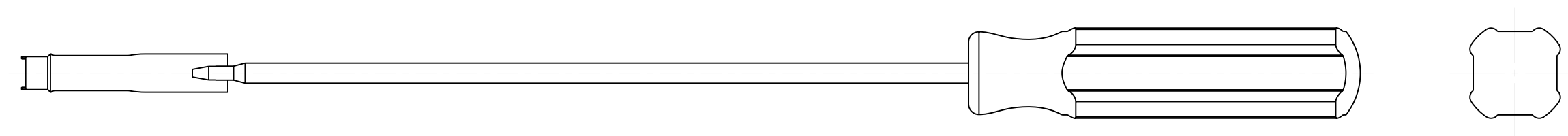
**U.S. PATENT NO. 7,553,177**



SCALE 0.500



**AMPHENOL PN : 227-T2000**



**CUSTOMER OUTLINE DRAWING**

ALL OTHER SHEETS ARE FOR INTERNAL USE ONLY

UNLESS OTHERWISE SPECIFIED, DIMENSIONS ARE IN METRIC AND TOLERANCES ARE:  
 <0.5mm ±0.05mm    0.5 - 6mm ±0.1mm    6 - 30mm ±0.2mm    30 - 120mm ±0.3mm    ANGLES ±1°

NOTICE - These drawings, specifications, or other data (1) are, and remain the property of Amphenol corp. (2) must be returned upon request; and (3) are confidential and not to be disclosed to any person other than those to whom they are given by Amphenol Corp. the furnishing of these drawings, specifications, or other data by Amphenol Corp., or to any other person to anyone for any purpose is not to be regarded by implication or otherwise in any manner licensing, granting rights to permitting such holder or any other sperson to manufacture, use or sell any product, process or design, patented or otherwisle, that may in any way be related to or disclosed by said drawings, specifications, or other data.

MATERIAL	-
REFERENCE	EAR # 4068
CONFIGURATION LEVEL:	Prototype
FINISH	

DRAWN	J. CHEN	DATE	28-Jun-14
ENGINEER	G. ANTONINI	DATE	17-Sep-10
APPROVED	S. HSIEH	DATE	30-Jun-14
CAD FILE			

TITLE	
HD BNC TOOL FOR INSTALLATION/REMOVAL	
SCALE: 0.8:1.0	SHEET 2 OF 2
DWG SIZE	REV
B	B

Amphenol RF	
Danbury CT USA, Tainan, Taiwan, Shenzhen, China www.amphenolrf.com	
DRAWING NO. 227-T2000	
ITEM NO. 227-T2000	
PART NO. 227-T2000	