



Features

- Formerly J. W. Miller® model
- Available in E6 values
- Inductance value to 1000 µH
- RoHS compliant*

Applications

- Input/output of DC/DC converters
- Power supplies for:
 - Portable communication equipment
 - Camcorders
 - LCD TVs
 - Car radios

PM7032S Series - Shielded SMD Power Inductor

Electrical Specifications

Bourns Part No.	Inductance 100 kHz		Q Typ.	Test Frequency (MHz)	SRF Min. (MHz)	RDC Max. (Ω)	Irms Max. (A)	Isat Typ. (A)
	(µH)	Tol. %						
PM7032S-2R2M-RC	2.2	± 20	12	7.96	70	0.022	2.65	2.60
PM7032S-3R3M-RC	3.3	± 20	16	7.96	55	0.027	2.40	2.20
PM7032S-4R7M-RC	4.7	± 20	16	7.96	43	0.042	2.00	2.00
PM7032S-6R8M-RC	6.8	± 20	17	7.96	37	0.054	1.60	1.80
PM7032S-100M-RC	10	± 20	25	2.52	35	0.068	1.40	1.60
PM7032S-150M-RC	15	± 20	22	2.52	32	0.095	1.10	1.20
PM7032S-220M-RC	22	± 20	20	2.52	29	0.135	0.96	1.05
PM7032S-330M-RC	33	± 20	23	2.52	20	0.200	0.76	0.86
PM7032S-470M-RC	47	± 20	26	2.52	18	0.280	0.67	0.77
PM7032S-680M-RC	68	± 20	22	2.52	16	0.380	0.60	0.70
PM7032S-101M-RC	100	± 20	28	0.796	12	0.540	0.45	0.50
PM7032S-151M-RC	150	± 20	35	0.796	10	0.800	0.37	0.38
PM7032S-221M-RC	220	± 20	47	0.796	7.5	1.300	0.30	0.32
PM7032S-331M-RC	330	± 20	46	0.796	6.1	1.900	0.22	0.24
PM7032S-471M-RC	470	± 20	34	0.796	5.1	2.400	0.20	0.20
PM7032S-681M-RC	680	± 20	58	0.796	3.8	3.750	0.16	0.15
PM7032S-102M-RC	1000	± 20	120	0.252	3.1	5.400	0.15	0.14

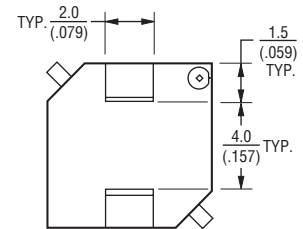
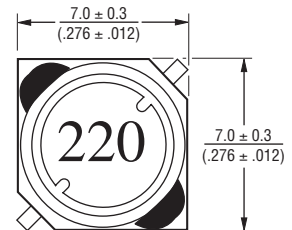
General Specifications

Test Voltage0.5 V
 Reflow Soldering .. 230 °C, 50 sec. max.
 Operating Temperature
-40 °C to +125 °C
 (Temperature rise included)
 Storage Temperature .. -40 °C to +125 °C
 Resistance to Soldering Heat
260 °C for 10 sec.

Materials

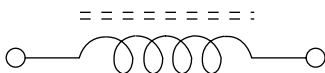
Core Ferrite DR and RI
 Wire Enamelled copper wire 130
 Terminal Cu/Ni/Sn
 Rated Current
 Ind. drop 10 % typ. at Isat
 Temperature Rise 30 °C max.
 at rated Irms
 Packaging 1000 pcs. per reel

Product Dimensions

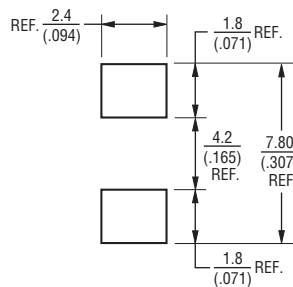


DIMENSIONS: $\frac{\text{MM}}{\text{(INCHES)}}$

Electrical Schematic



Recommended Layout

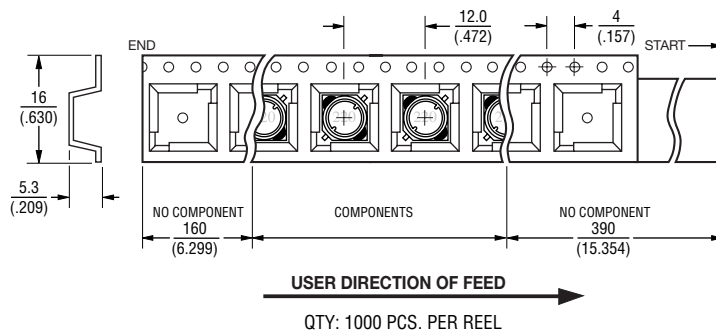
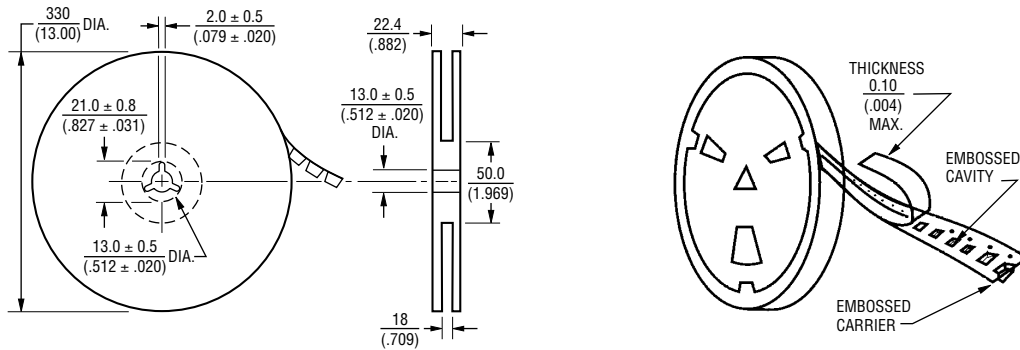


*RoHS Directive 2002/95/EC Jan. 27, 2003 including annex and RoHS Recast 2011/65/EU June 8, 2011. Specifications are subject to change without notice. Customers should verify actual device performance in their specific applications.

PM7032S Series - Shielded SMD Power Inductor

BOURNS®

Packaging Specifications



DIMENSIONS: $\frac{\text{MM}}{\text{(INCHES)}}$

REV. 05/11

Specifications are subject to change without notice.
Customers should verify actual device performance in their specific applications.