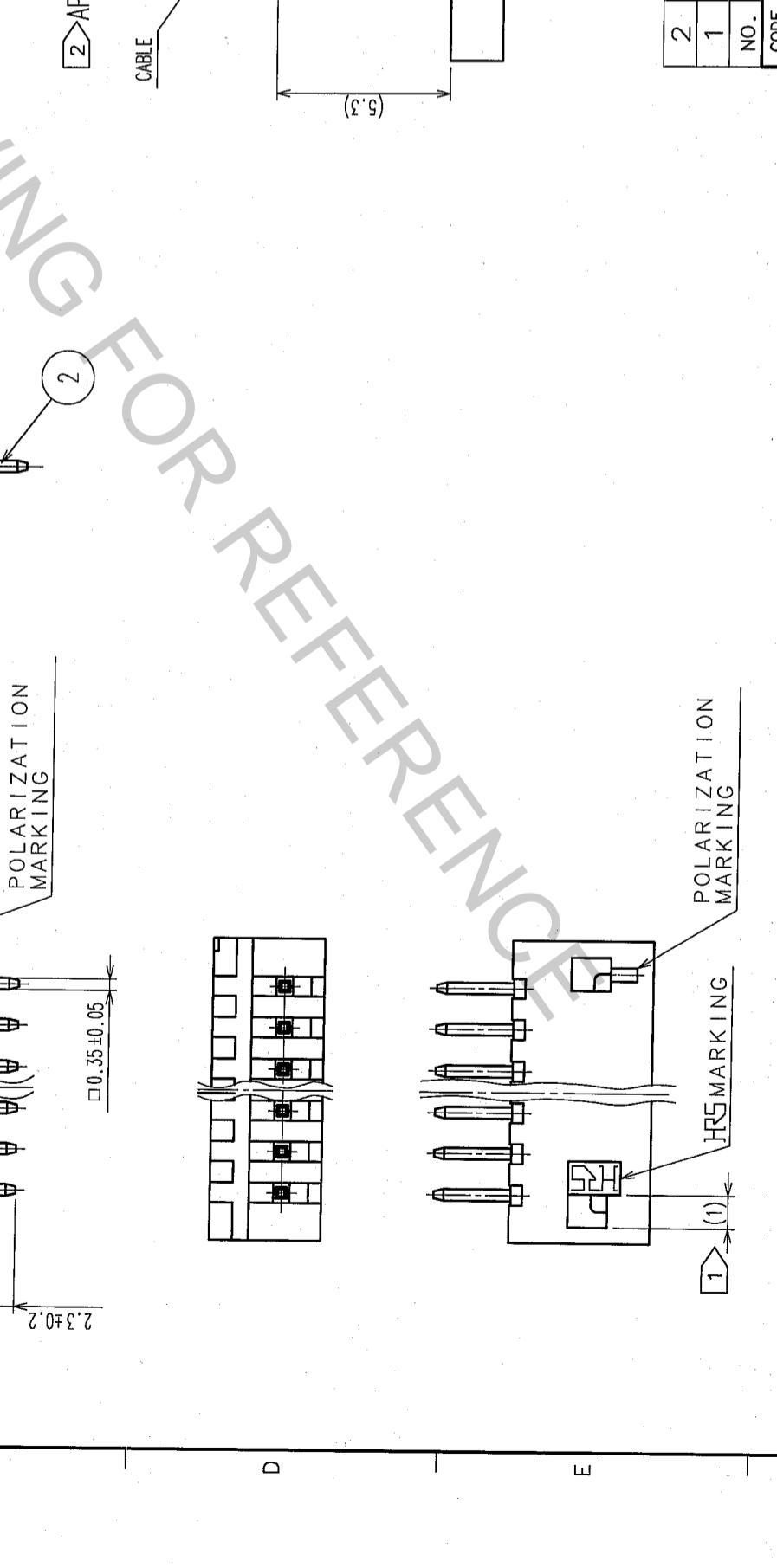
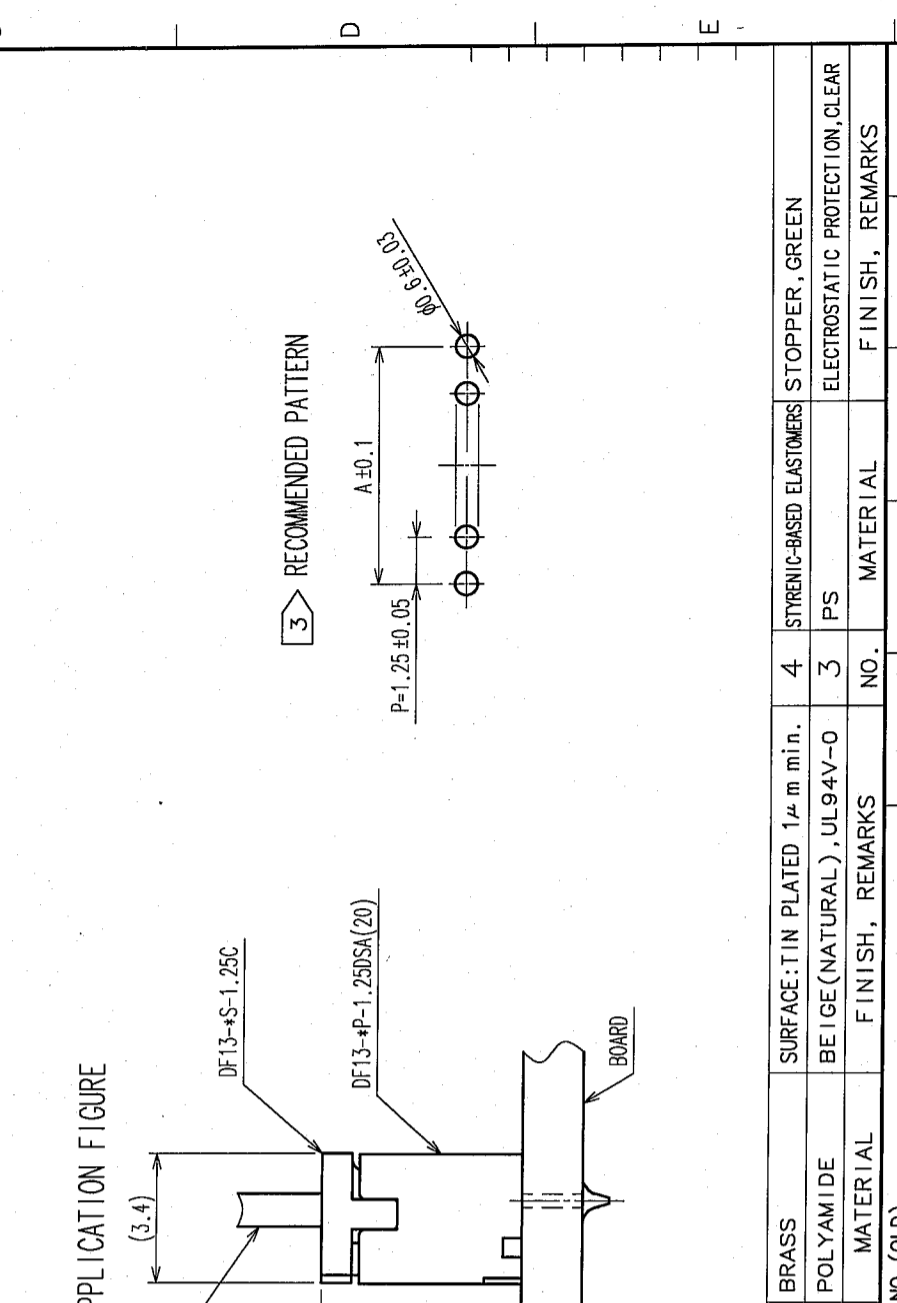


COUNT	DESCRIPTION OF REVISIONS	BY	CHKD	DATE	COUNT	DESCRIPTION OF REVISIONS	BY	CHKD	DATE
△					△				
△					△				
△					△				

1 2 3 4 5 6 7 8

PART No.	CODE No.	NUMBER OF CONTACTS	A	B	C
DF13-2P-1.25DSA(20)	CL536-0101-9-20	2	1.25	3.15	4.15
DF13-3P-1.25DSA(20)	CL536-0102-1-20	3	2.5	4.4	5.4
DF13-4P-1.25DSA(20)	CL536-0103-4-20	4	3.75	5.65	6.65
DF13-5P-1.25DSA(20)	CL536-0104-7-20	5	5	6.9	7.9
DF13-6P-1.25DSA(20)	CL536-0105-0-20	6	6.25	8.15	9.15
DF13-7P-1.25DSA(20)	CL536-0106-2-20	7	7.5	9.4	10.4
DF13-8P-1.25DSA(20)	CL536-0107-5-20	8	8.75	10.65	11.65
DF13-9P-1.25DSA(20)	CL536-0108-8-20	9	10	11.9	12.9
DF13-10P-1.25DSA(20)	CL536-0109-0-20	10	11.25	13.15	14.15
DF13-11P-1.25DSA(20)	CL536-0110-0-20	11	12.5	14.4	15.4
DF13-12P-1.25DSA(20)	CL536-0111-2-20	12	13.75	15.65	16.65
DF13-13P-1.25DSA(20)	CL536-0112-5-20	13	15	16.9	17.9
DF13-14P-1.25DSA(20)	CL536-0113-8-20	14	16.25	18.15	19.15
DF13-15P-1.25DSA(20)	CL536-0114-0-20	15	17.5	19.4	20.4

A B C D E F



NO.	MATERIAL	FINISH, REMARKS	NO.	MATERIAL	FINISH, REMARKS
2	BRASS	SURFACE: TIN PLATED 1μm min.	4	STYRENIC-BASED ELASTOMERS	STOPPER, GREEN
1	POLYAMIDE	BEIGE(NATURAL), UL94V-0	3	PS	ELECTROSTATIC PROTECTION, CLEAR

CODE NO. (OLD)	DESIGNED	CHECKED	APPROVED	RELEASED
	T. Kumogawa	T. Kumogawa	J. Ono	
	05.11.16	05.11.16	05.11.16	

DRAWING NO.	PART NO.
EDC3-083673-05	DF13-*P-1.25DSA(20)

SCALE	UNITS	CODE NO.
5 : 1	mm	CL536-

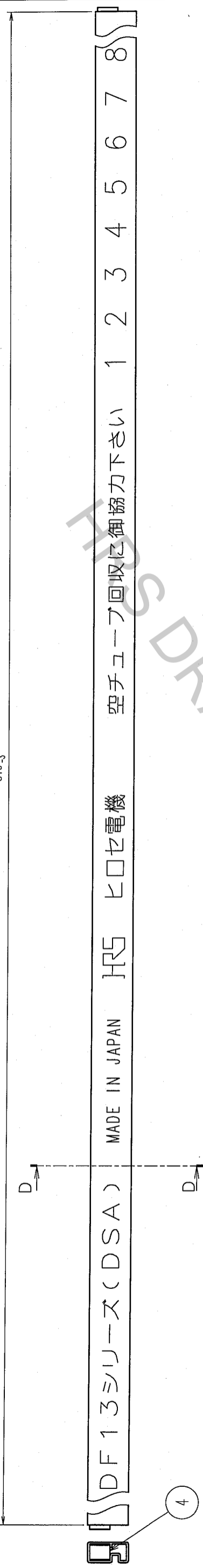
1 WHEN THIS CONNECTOR HAS TWO OR THREE CONTACTS, THE LOCK OF CONNECTOR SHALL BE SET AT THE CENTER OF HOUSING. IN CASE THAT THE NUMBER OF CONTACTS IS MORE THAN FOUR, THE TWO LOCKS SHALL BE SET IN ACCORDANCE WITH THE DRAWINGS.

2 WHEN THIS CONNECTOR MATES WITH DF13-*S-1.25C, THE MATING LENGTH IS 5.3mm.

3 RECOMMENDED DIP POST DIA. : φ 0.6±0.03

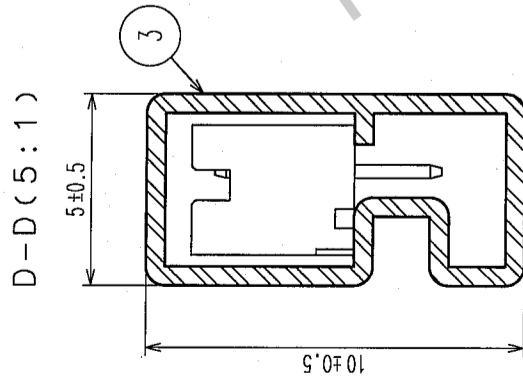
COUNT	DESCRIPTION OF REVISIONS	BY	CHKD	DATE	COUNT	DESCRIPTION OF REVISIONS	BY	CHKD	DATE
△					△				
△					△				
△					△				

510-3



MADE IN JAPAN HRS ヒロセ電機

PART No.	CODE No.	NUMBER OF CONTACTS	QUANTITY OF CONNECTORS
DF13- 2P-1.25DSA(20)	CL536-0101-9-20	2	115
DF13- 3P-1.25DSA(20)	CL536-0102-1-20	3	89
DF13- 4P-1.25DSA(20)	CL536-0103-4-20	4	72
DF13- 5P-1.25DSA(20)	CL536-0104-7-20	5	61
DF13- 6P-1.25DSA(20)	CL536-0105-0-20	6	52
DF13- 7P-1.25DSA(20)	CL536-0106-2-20	7	46
DF13- 8P-1.25DSA(20)	CL536-0107-5-20	8	41
DF13- 9P-1.25DSA(20)	CL536-0108-8-20	9	37
DF13-10P-1.25DSA(20)	CL536-0109-0-20	10	34
DF13-11P-1.25DSA(20)	CL536-0110-0-20	11	31
DF13-12P-1.25DSA(20)	CL536-0111-2-20	12	29
DF13-13P-1.25DSA(20)	CL536-0112-5-20	13	27
DF13-14P-1.25DSA(20)	CL536-0113-8-20	14	25
DF13-15P-1.25DSA(20)	CL536-0114-0-20	15	23



NOTE4. MINIMUM UNIT OF PURCHASE SHALL BE THE QUANTITY OF CONNECTORS IN TUBE.

NO.	MATERIAL	FINISH, REMARKS	NO.	MATERIAL	FINISH, REMARKS
CODE NO. (OLD)			DRAWN	DESIGNED	CHECKED
			T. Kumagawa '05.11.16	T. Kumagawa '05.11.16	H. Umehara '05.11.16
			APPROVED		RELEASED
			J. Ota '05.11.16		
DRAWING NO.		PART NO.			
EDC3-083673-05		DF13-*P-1.25DSA(20)			
SCALE		CODE NO.			
FREE		HRS		CL536-	
UNITS		HIROSE ELECTRIC CO., LTD			
ITTT					

TO