

4

3

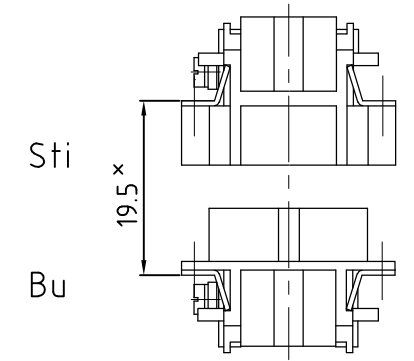
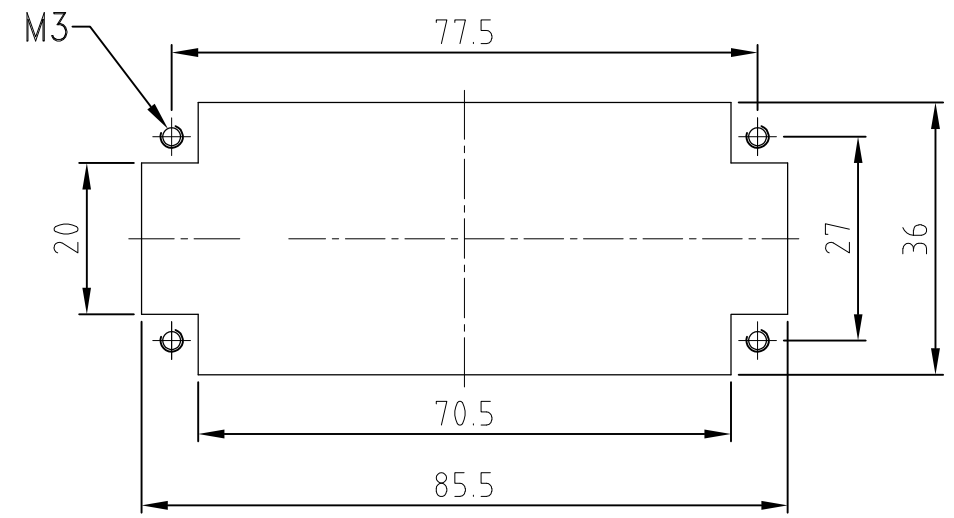
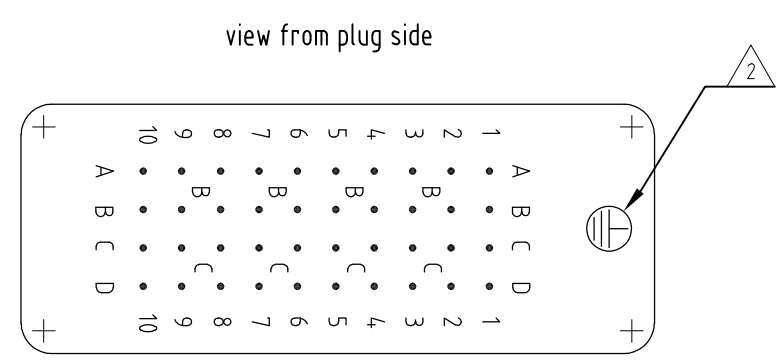
2

1

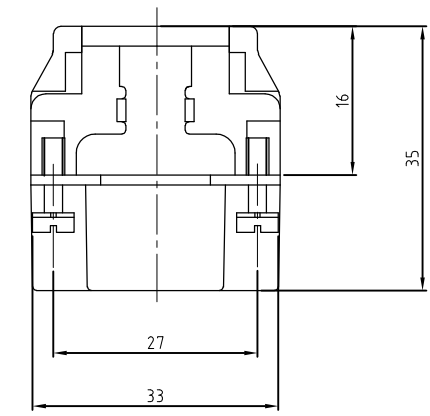
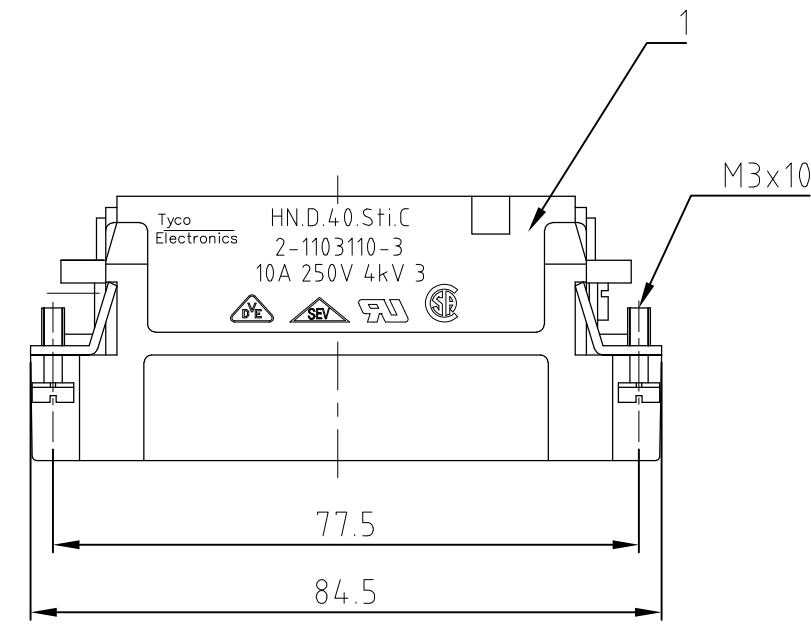
THIS DRAWING IS UNPUBLISHED. VERTRAULICHE UNVERÖFFENTLICHTE ZEICHNUNG		RELEASED FOR PUBLICATION FREI FUER VERÖFFENTLICHUNG		,1997		MATED WITH: PASSEND ZU: HN.D.40		LOC AI		DIST -		REVISIONS ÄNDERUNGEN		
COPYRIGHT 1997		BY AMP INCORPORATED.		ALL RIGHTS RESERVED. ALLE RECHTE VORBEHALTEN				P		LTR		DESCRIPTION BESCHREIBUNG		
								C2		ECR-09-026200		DATE 01.12.2009	DWN SR	APVD AR

Panel cut-out for contact insert when used without housing

Montagehinweis

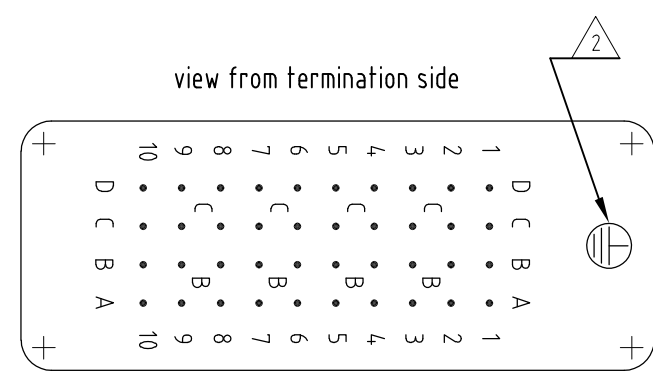


* Abstand für sichere Kontaktgabe max: 21 mm



NOTES

- 1 CONTACT: 1 - 40
- OUTER DIMENSION OF INSULATION: MAX. $\phi 4,3$ MM
- 2 GROUNDING CONTACT CAN BE FIXED AT THIS POSITION.
- 3 SUITABLE HOOD SIZE 6: SERIES HB, HD, EMV, AND HIP
- 4 STANDARDS: DIN EN 61984; DIN EN 60664-1
- 5 PACKAGING: 5 PIECES IN A CARTON



1	MALE INSERT ASSY	PC	dark grey	1	-		
2-3	DESCRIPTION / BENENNUNG	MATERIAL	COLOR / FARBE	ITEM NO. POS.	REMARKS / BEMERKUNGEN		
5	ORDERING TEXT / BESTELLTEXT HN.D.40.Sti.C	THIS DRAWING IS A CONTROLLED DOCUMENT FOR AMP INCORPORATED. IT IS SUBJECT TO CHANGE AND THE CONTROLLING ENGINEERING ORGANIZATION SHOULD BE CONTACTED FOR THE LATEST REVISION. DIESES ZEICHNUNGSDOKUMENT WIRD DURCH AMP INCORPORATED KONTROLLIERT. ÄNDERUNGEN, DIE DEM TECHNISCHEN FORTSCHRITT DIENEN, SIND VORBEHALTEN. DEN JEWEILS LETZTGÜLTIGEN ÄNDERUNGSSTAND ERFAHREN SIE AUF ANFRAGE.		DWN Schneider	12.08.1998	Tyco Electronics HTS Elektrotechnik 53819 Neunkirchen, Germany	
		DIMENSIONS: DIMENSIONEN: mm		CHK Schweiger	12.08.1998		
		TOLERANCES UNLESS OTHERWISE SPECIFIED: ALLGEMEINTOLERANZEN		APVD -		NAME	
		0 PLC #- 1 PLC #- 2 PLC #- 3 PLC #- ANGLES / WINKEL #- FINISH / OBERFLÄCHE / FARBE		PRODUCT SPEC PRODUKTSPEZ. 108-74002 APPLICATION SPEC VERARBEITUNGSSPEZ. 114-74000 WEIGHT GEWICHT 87 g		MALE INSERT ASSY SERIES HN.D.40 POS. CRIMP-TERMINATION	
				CUSTOMER DRAWING		SIZE A3	CAGE CODE 00779