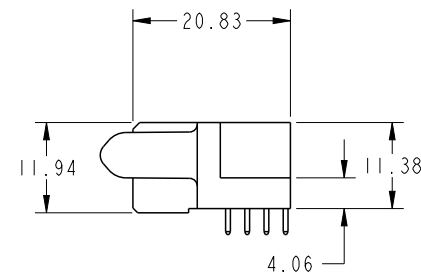
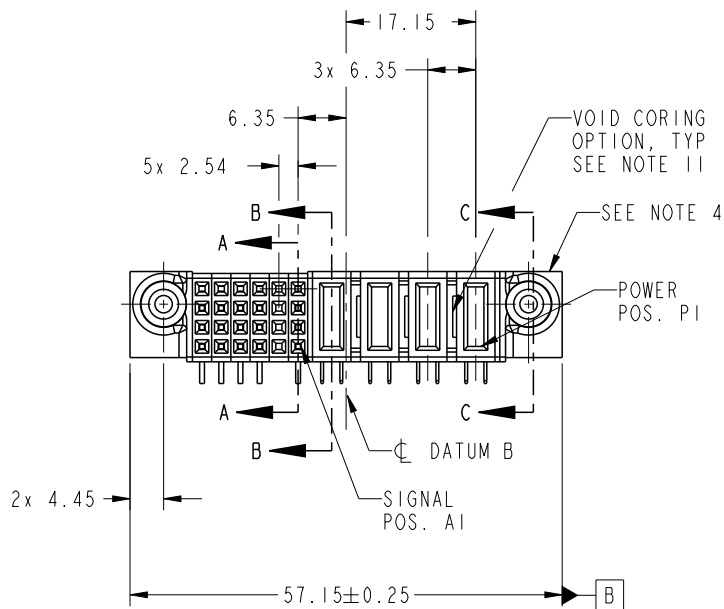


PRODUCT NO. 51772-034-- NOTE 3	ROWS D C B A	SIGNAL					POWER						
		E2	6	5	4	3	2	1	P4	P3	P2	P1	E1
			H	H	H	H	X	H	PA	PA	PA	PA	
			G	G	G	G	X	G					
			F	F	F	F	X	F					
			E	E	E	E	X	E					

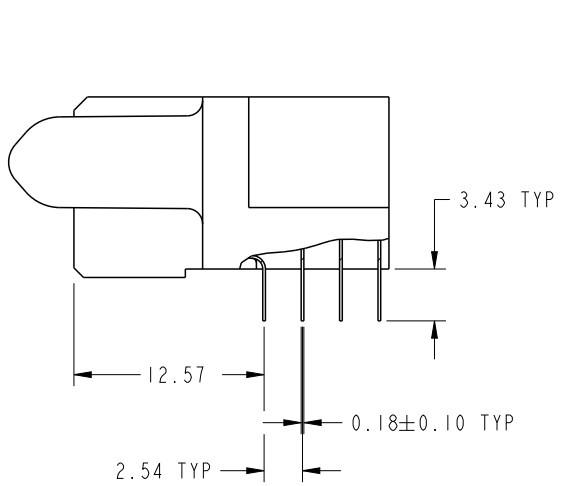


CODE	DIM "M" MATING LENGTH	CONTACT TYPE
PA	[1.07]	POWER
H	[N/A]	SIGNAL
G	[N/A]	SIGNAL
F	[N/A]	SIGNAL
E	[N/A]	SIGNAL
X	OMITTED	

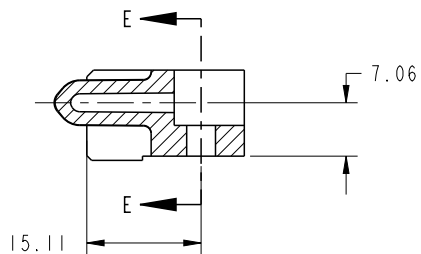
spec ref	SEE NOTES			dr	De-Ming Lu	2014/10/10	projection 	MM ←→	size	A4	scale	1:1			
tolerance std	TOLERANCES UNLESS OTHERWISE SPECIFIED			eng	De-Ming Lu	2014/10/15			ecn no	-	rel level	Released			
SEE NOTES				chr	-	-									
surface	✓	linear	0.X	±0.50	FCI www.fci.com	title	4P +24S R/A SOLDER RECEPTACLE	cat. no.	product family	PwrBlade	dwg no	51772-034	rev	A	
			0.XX	±0.25											
			0.XXX	±0.10											
		angular	0°	±2°											
Product - Customer Drw										sheet 1 of 4					

PRODUCT NUMBER

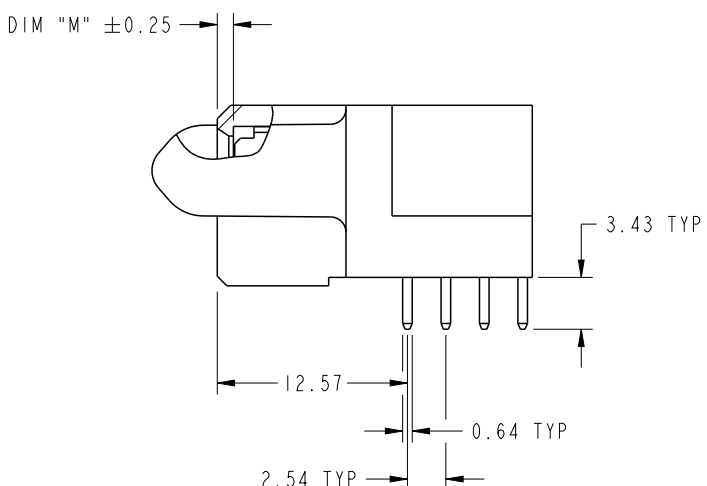
51772-034__
NOTE 3



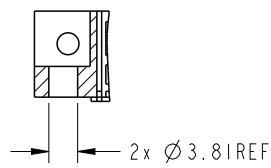
BROKEN-OUT SECTION A-A
SCALE 2:1



SECTION C-C



BROKEN-OUT SECTION B-B
SCALE 2:1



PARTIAL SECTION E-E

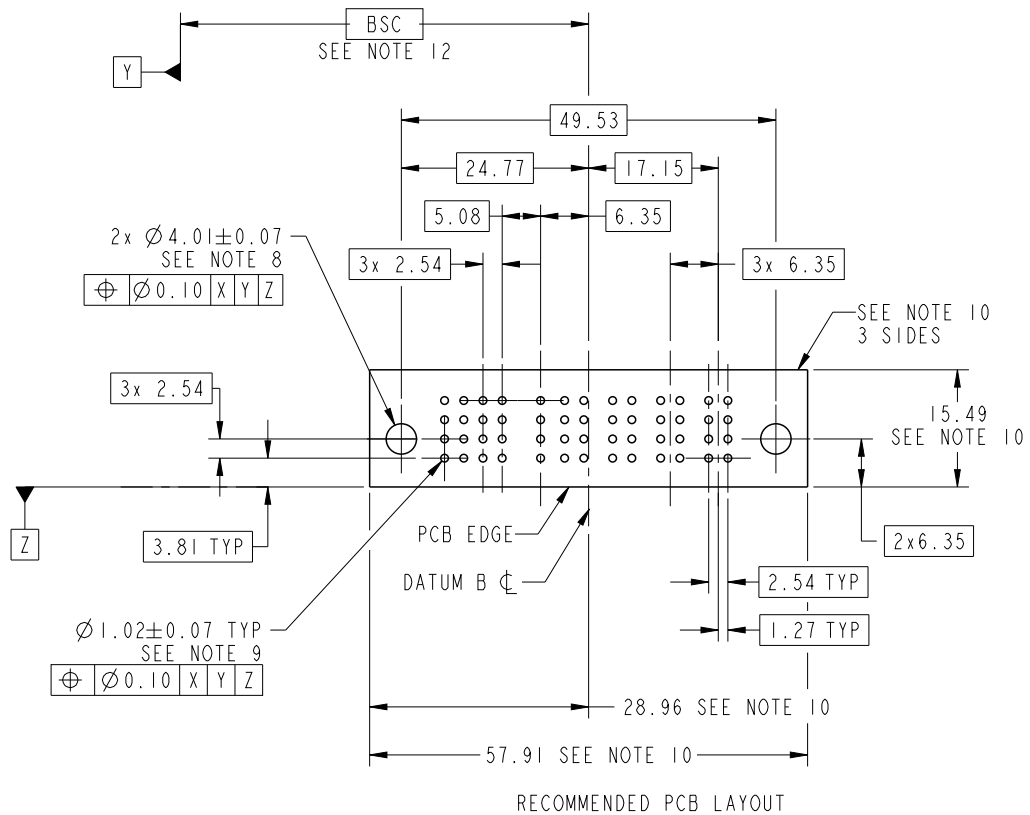
dr	De-Ming Lu	2014/10/10	projection 	MM ←————→	size	A4	scale	1:1
eng	De-Ming Lu	2014/10/15			ecn no	-		
chr	-	-			rel level	Released		
appr	Pei-Ming Zheng	2014/10/15	product family	PwrBlade	rev	51772-034	A	
www.fci.com		cat. no.	Product - Customer Drw			sheet 2 of 4		



Copyright FCI.

PRODUCT NUMBER

51772-034__
NOTE 3



dr	De-Ming Lu	2014/10/10	projection 	MM 	size	A4	scale	1:1
eng	De-Ming Lu	2014/10/15			ecn no	-		
chr	-	-			rel level	Released		
appr	Pei-Ming Zheng	2014/10/15	product family	PwrBlade	rev	A		
	title	4P +24S R/A SOLDER RECEPTACLE		dwg no	51772-034			
www.fci.com	cat. no.	Product - Customer Drw			sheet 3 of 4			

PRODUCT NUMBER

51772-034--
NOTE 3

NOTES:

1. DIMENSIONS AND TOLERANCES ARE IN ACCORDANCE WITH ASME Y14.5M, 1994 UNLESS OTHERWISE SPECIFIED.

CONNECTOR NOTES:

- 2. HOUSING MATERIAL: UL 94 V-0 GLASS FILLED HIGH-TEMP THERMOPLASTIC
POWER CONTACT MATERIAL: COPPER ALLOY
SIGNAL PIN MATERIAL: COPPER ALLOY
 - 3. SEE ITEM 5 & 6 IN PRINT 10064183 FOR PLATING SPEC OF 51772-034 AND 51772-034LF RESPECTIVELY.
 - 4. MANUFACTURER'S NAME, DATE CODE AND OPTIONAL P/N TO APPEAR ON THIS SURFACE. THE MARK CAN BE OMITTED IF THERE IS NOT ENOUGH SPACE ON THIS SURFACE.
 - 5. PRODUCT SPECIFICATION GS-12-149.
APPLICATION SPECIFICATION BUS-20-067.
 - 6. PACKAGED IN TRAYS.
- PCB NOTES:
- 7. ALL HOLE DIAMETERS ARE FINISHED HOLE SIZE.
 - 8. MOUNTING HOLES, WHERE APPLICABLE, ARE UNPLATED.
 - 9. $\varnothing 1.151 \pm 0.025$ DRILLED HOLES PLATED WITH
0.008 MIN SnPb OR Sn OVER 0.03
TO 0.08 Cu PLATING TO ACHIEVE
 $\varnothing 1.02 \pm .07$ HOLE.
 - 10. CONNECTOR KEEP-OUT ZONE.
 - 11. THE VOID CORING IN BETWEEN POWER MODULES, SIGNAL MODULES AND END MODULES ARE OPTIONAL AND THE SHAPE MAY BE DIFFERENT FOR OPTIMIZE THE MOLDING PROCESS. THE VOID CORING WILL NOT EFFECT TO PRODUCT FUNCTION.
 - 12. DATUM AND BASIC DIMENSIONS ARE ESTABLISHED BY CUSTOMER.

dr	De-Ming Lu	2014/10/10	projection 	MM 	size	A4	scale	1:1		
eng	De-Ming Lu	2014/10/15			ecn no	-				
chr	-	-			product family	PwrBlade	rel level	Released		
appr	Pei-Ming Zheng	2014/10/15			title	4P +24S R/A SOLDER RECEPTACLE	dwg no	51772-034	rev	A
www.fci.com		cat. no.	Product - Customer Drw			sheet 4 of 4				



Copyright FCI.