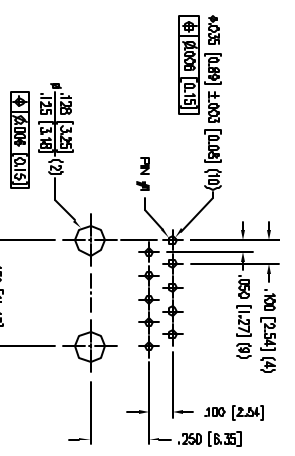
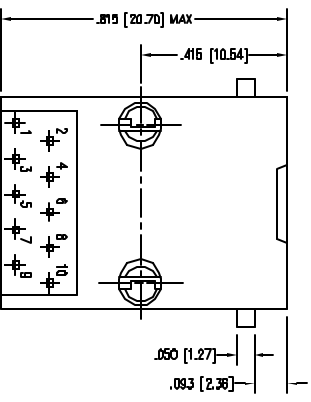
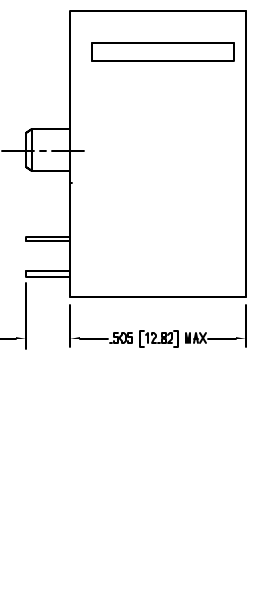
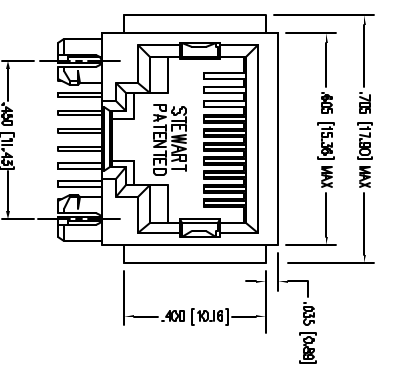


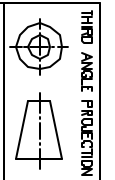
DATE	REV	BY	APP'D. BY
8-12-00	A2	7714	TRM
2-1-00	A3	7184	JM




PCB, RECOMMENDED HOLE LAYOUT
 SEEN FROM COMPONENT SIDE
 ALL DIMENSIONAL DIMENSIONS ARE BASIC.

- NOTES:
1. CONNECTOR MATERIALS:
 HOUSING: THERMOPLASTIC UH94 V-0
 CONTACTS: COPPER ALLOY
 CONTACT PLATING: SELECTIVE GOLD IN CONTACT AREA
 SEE DRAWING FOR PART NUMBERS
 2. TOLERANCES DIMPLY WITH FACIL DIMENSION REQUIREMENTS
 3. FOR PRODUCT SPECIFICATIONS SEE PRO22-01

30 MICRO-INCHES [0.76um]	SS-641010-FLS
CONTACT PLATING IN MATING AREA	PART NUMBER



THIRD ANGLE PROJECTION
 DRAWING IS SUBJECT TO
 DIMENSIONS UNLESS NOTED
 UNLESS OTHERWISE SPECIFIED
 TOLERANCES ARE ±.005 [0.13]
 ANGLES ARE ± 1°



Bel Stewart Connector

1118 Susquehanna Trail, South
 Glen Rock, PA 17327-0100
 (717) 235-7012 Fax (717) 235-7034 <http://www.belstewartconnector.com>

TIN CONTACT, TEN POSITION FLANGE JACK

DRN #	RVD	DATE
APP'D BY	RJC	07-04-05
DRW NO.	C16440061	REV. 02-22-05
		REV. A3