

1N4148

SILICON SWITCHING DIODE

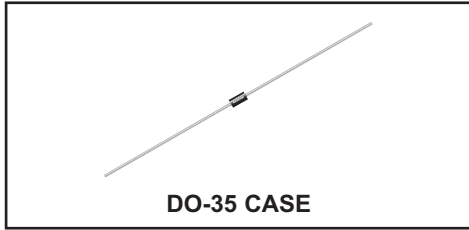


www.centrasemi.com

**DESCRIPTION:**

The CENTRAL SEMICONDUCTOR 1N4148 is a high speed switching diode manufactured in a DO-35 hermetically sealed glass case. The 1N4148 is a drop in replacement for the 1N914.

**MARKING: FULL PART NUMBER**



DO-35 CASE

**MAXIMUM RATINGS:** ( $T_A=25^\circ\text{C}$ )

Peak Repetitive Reverse Voltage  
Peak Working Reverse Voltage  
Average Forward Current  
DC Forward Current  
Peak Forward Surge Current,  $t_p=1.0\mu\text{s}$   
Power Dissipation  
Operating and Storage Junction Temperature

**SYMBOL**

$V_{RRM}$  100  
 $V_{RWM}$  75  
 $I_O$  150  
 $I_F$  200  
 $I_{FSM}$  2.0  
 $P_D$  500  
 $T_J, T_{stg}$  -65 to +200

**UNITS**

V  
V  
mA  
mA  
A  
mW  
 $^\circ\text{C}$

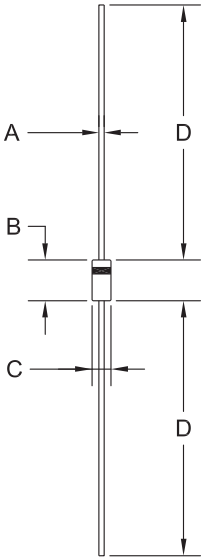
**ELECTRICAL CHARACTERISTICS:** ( $T_A=25^\circ\text{C}$  unless otherwise noted)

SYMBOL	TEST CONDITIONS	MIN	MAX	UNITS
$I_R$	$V_R=20\text{V}$		25	nA
$BV_R$	$I_R=1.0\text{mA}$	100		V
$BV_R$	$I_R=100\mu\text{A}$	75		V
$V_F$	$I_F=10\text{mA}$		1.0	V
$C_J$	$V_R=0, f=1.0\text{MHz}$		4.0	pF
$t_{rr}$	$V_R=6.0\text{V}, I_F=10\text{mA}, I_{rr}=1.0\text{mA}, R_L=100\Omega$		4.0	ns

1N4148  
SILICON SWITCHING DIODE



**DO-35 CASE - MECHANICAL OUTLINE**



<b>DIMENSIONS</b>				
SYMBOL	INCHES		MILLIMETERS	
	MIN	MAX	MIN	MAX
A	0.018	0.022	0.46	0.56
B	0.120	0.200	3.05	5.08
C	0.060	0.090	1.52	2.29
D	1.000	-	25.40	-

DO-35 (REV: R1)

R1

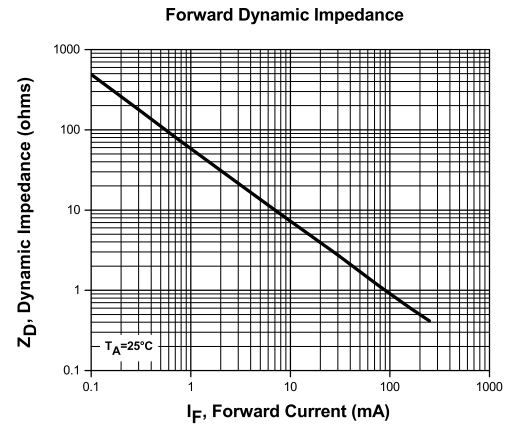
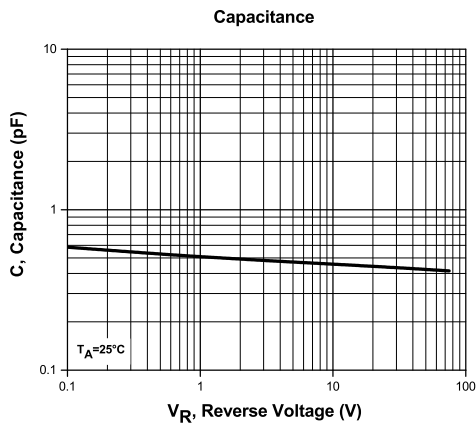
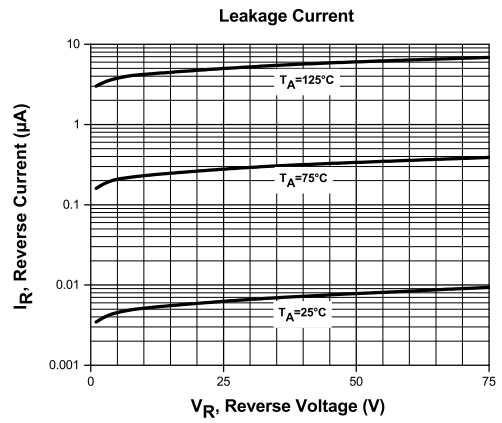
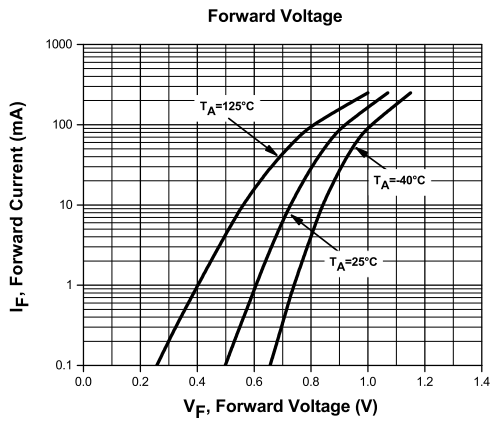
R1 (23-November 2015)

1N4148

SILICON SWITCHING DIODE



TYPICAL ELECTRICAL CHARACTERISTICS

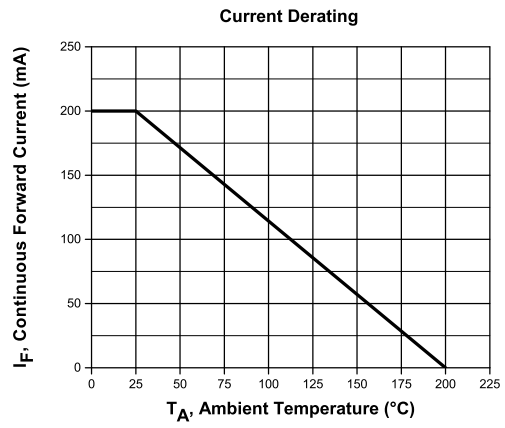
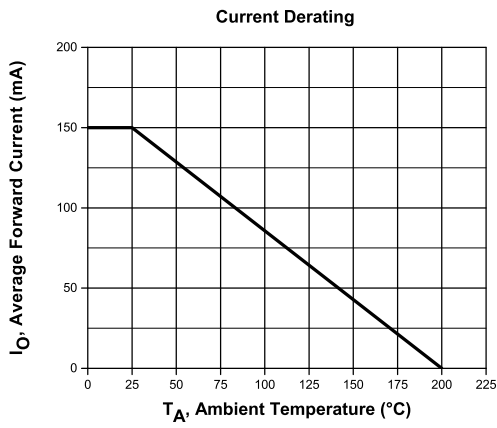
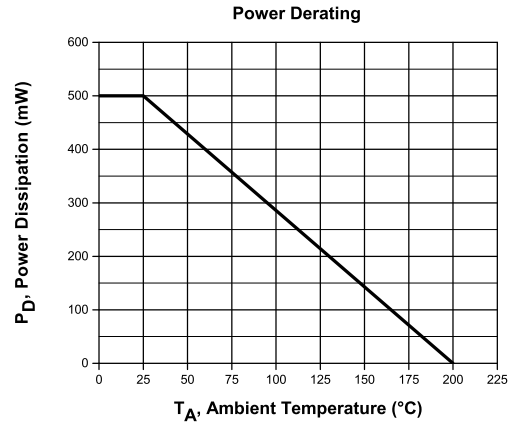
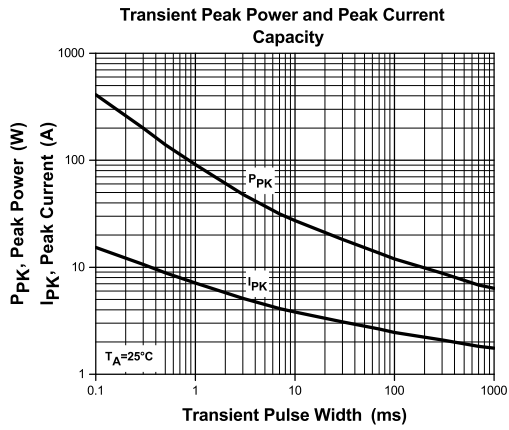


R1 (23-November 2015)

**1N4148**  
**SILICON SWITCHING DIODE**



**TYPICAL ELECTRICAL CHARACTERISTICS**



R1 (23-November 2015)

## OUTSTANDING SUPPORT AND SUPERIOR SERVICES



---

### PRODUCT SUPPORT

Central's operations team provides the highest level of support to insure product is delivered on-time.

- Supply management (Customer portals)
- Inventory bonding
- Consolidated shipping options
- Custom bar coding for shipments
- Custom product packing

---

### DESIGNER SUPPORT/SERVICES

Central's applications engineering team is ready to discuss your design challenges. Just ask.

- Free quick ship samples (2<sup>nd</sup> day air)
- Online technical data and parametric search
- SPICE models
- Custom electrical curves
- Environmental regulation compliance
- Customer specific screening
- Up-screening capabilities
- Special wafer diffusions
- PbSn plating options
- Package details
- Application notes
- Application and design sample kits
- Custom product and package development

---

### CONTACT US

#### Corporate Headquarters & Customer Support Team

Central Semiconductor Corp.  
145 Adams Avenue  
Hauppauge, NY 11788 USA  
Main Tel: (631) 435-1110  
Main Fax: (631) 435-1824  
Support Team Fax: (631) 435-3388  
[www.centrasemi.com](http://www.centrasemi.com)

**Worldwide Field Representatives:**  
[www.centrasemi.com/wwreps](http://www.centrasemi.com/wwreps)

**Worldwide Distributors:**  
[www.centrasemi.com/wwdistributors](http://www.centrasemi.com/wwdistributors)

---

For the latest version of Central Semiconductor's **LIMITATIONS AND DAMAGES DISCLAIMER**, which is part of Central's Standard Terms and Conditions of sale, visit: [www.centrasemi.com/terms](http://www.centrasemi.com/terms)